

當日市場：市場完全復甦

2023/02/16

市場走勢

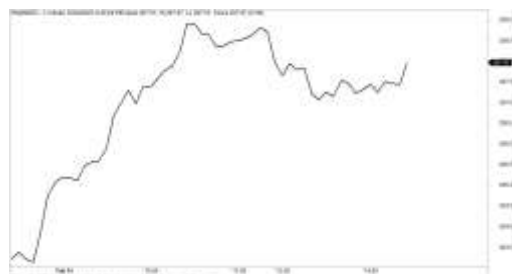
市場指數	VNI	HNI	UPCOM
收盤	1,048.20	207.97	79.47
%日	0.92%	1.52%	1.96%
%週	-2.24%	-1.26%	3.98%
%月	-1.13%	-1.56%	10.24%
%年	-29.78%	-50.93%	-28.55%
成交值(Bil.VND)			
當日	9,763	1,044	442
日均量/週	8,880	839	374
日均量/月	10,943	1,047	428
外資進出			
買進	1,969.03	7.91	6.18
賣出	2,295.88	2.63	3.84
買賣超	-326.85	5.28	2.35
市場漲跌家數			
上漲	138	117	149
下跌	305	55	107
持平	56	73	84
市場指標			
P/E	11.69	14.97	12.07
總市值 (兆盾)	4,177	260	987
股息殖利率	2.94%	6.12%	3.98%

資料源: Bloomberg - YSVN

VNINDEX



HNIINDEX



市場走勢

市場在所有指數中錄得全面上漲，VN-Index 收於 1048.2 點，相當於上漲 0.92%，HNX-Index 上漲 1.52%，Upcom-Index 上漲 1.96%。3 大市場的交易額均達到 9 兆 7,360 億越南盾。

ACB、GVR、PDR、PLX、TCB、VPB 在當日錄得超過 2% 的漲幅。STB (-4.3%) 是下跌最顯著的股票，因為則被強勁拋售並收於 23,350 越南盾。此外，NVL 在連續第三個交易日繼續跌停。

中小型股大幅上漲，其中 DXG、HHV、VCG 等多檔房地產股、公投股漲停。

外資在整個市場賣超 3,200 億越南盾，主要在 HOSE 上，其中 STB (1,780 億)、NVL (730 億)、DXG (570 億) 被拋售最多的股票。另一方面，E1VFN30 (380 億)、KDH (150 億)、VCG (140 億) 在買超方面領先。

市場短期觀點

我們認為市場可能在下個交易日繼續復甦，VN-Index 在未來幾個交易日仍能會在 50 日均線附近波動。積極點是短期需求出現好轉的跡象，尤其是大小型股的成交量較為積極。若 VN-Index 在未來幾個交易日保持在 1,037 點的支撐位，我們預計市場可能從該支撐位出現短期復甦。大盤的短期走勢依然下跌。因此，從謹慎的角度來看，我們建議短期投資者可以繼續觀察市場，並在此期間限制新買。

請在 <https://ysradar.yuanta.com.vn/> 查看有關股票的信號。

技術分析圖



指數技術分析圖 VN-Index



指數技術分析圖 HNX-Index

指數	短期趨勢	中期趨勢	阻力區 1	阻力區 2	支撐區 1	支撐區 2
VN-Index	下跌	上漲	1110	1130	870	800
HNX-Index	下跌	上漲	197	210	189	160
VN30	下跌	上漲	1120	1140	980	960
VNMidcaps	下跌	上漲	1,030	1200	963	900
VNSmallcaps	上漲	上漲	1000	1150	804	750

胡志明市交易所 (HSX)

	收盤	漲跌%
VNI	1048.2	0.92%
VN30	1043.34	0.81%
VN Mid	1289.28	1.01%
VN Small	1103.36	1.76%

河內交易所 (HSX)

	收盤	漲跌%
HNI	207.97	1.52%
HN30	358.81	3.32%
VNX AllSh	993.16	0.94%

UPCOM 市場 (UPCoM)

	收盤	漲跌%
UPCoM	79.47	1.96%

外資交易	成交值 (Bil.VND)
買進	1969.03
賣出	2295.88
買超/賣超	-326.85

外資交易	成交值 (Bil.VND)
買進	7.91
賣出	2.63
買超/賣超	5.28

外資交易	成交值 (Bil.VND)
買進	6.18
賣出	3.84
買超/賣超	2.35

上漲排名/ 股碼	漲跌(VND)	漲跌%
DRH	320	6.96%
HQC	180	6.90%
VCG	1300	6.90%
KSB	1500	6.83%
DXG	700	6.83%

上漲排名/ 股碼	漲跌(VND)	漲跌%
L14	4400	9.89%
PLC	2500	9.69%
CEO	1400	7.11%
IDC	2600	6.74%
BCC	700	6.48%

上漲排名/ 股碼	漲跌(VND)	漲跌%
VNZ	177200	15.00%
C4G	675	6.49%
G36	340	5.31%
SBS	152	3.10%
DDV	182	2.19%

下跌排名/ 股碼	漲跌(VND)	漲跌%
NVL	-800	-6.69%
EIB	-1100	-4.98%
STB	-1050	-4.30%
SIS	-700	-1.53%
KDC	-900	-1.48%

下跌排名/ 股碼	漲跌(VND)	漲跌%
NAG	-400	-1.98%
TVD	-200	-1.36%
GKM	0	0.00%
TVC	0	0.00%
VCS	100	0.20%

下跌排名/ 股碼	漲跌(VND)	漲跌%
BWS	-3150	-10.54%
VFS	-999	-3.52%
CST	-376	-1.76%
SSH	-807	-1.32%
BVB	-31	-0.29%

*備註: 市值>5,000 億盾; 成交值>15 億盾

市值排名/ 股碼	Bil.VND
VCB	437,758
BID	219,540
GAS	202,113
VIC	201,757
VHM	186,149

市值排名/ 股碼	Bil.VND
KSF	15,450
THD	13,370
IDC	12,738
BAB	12,441
PVI	11,665

市值排名/ 股碼	Bil.VND
ACV	183,756
VGI	62,124
MCH	51,691
VEA	51,309
BSR	48,234

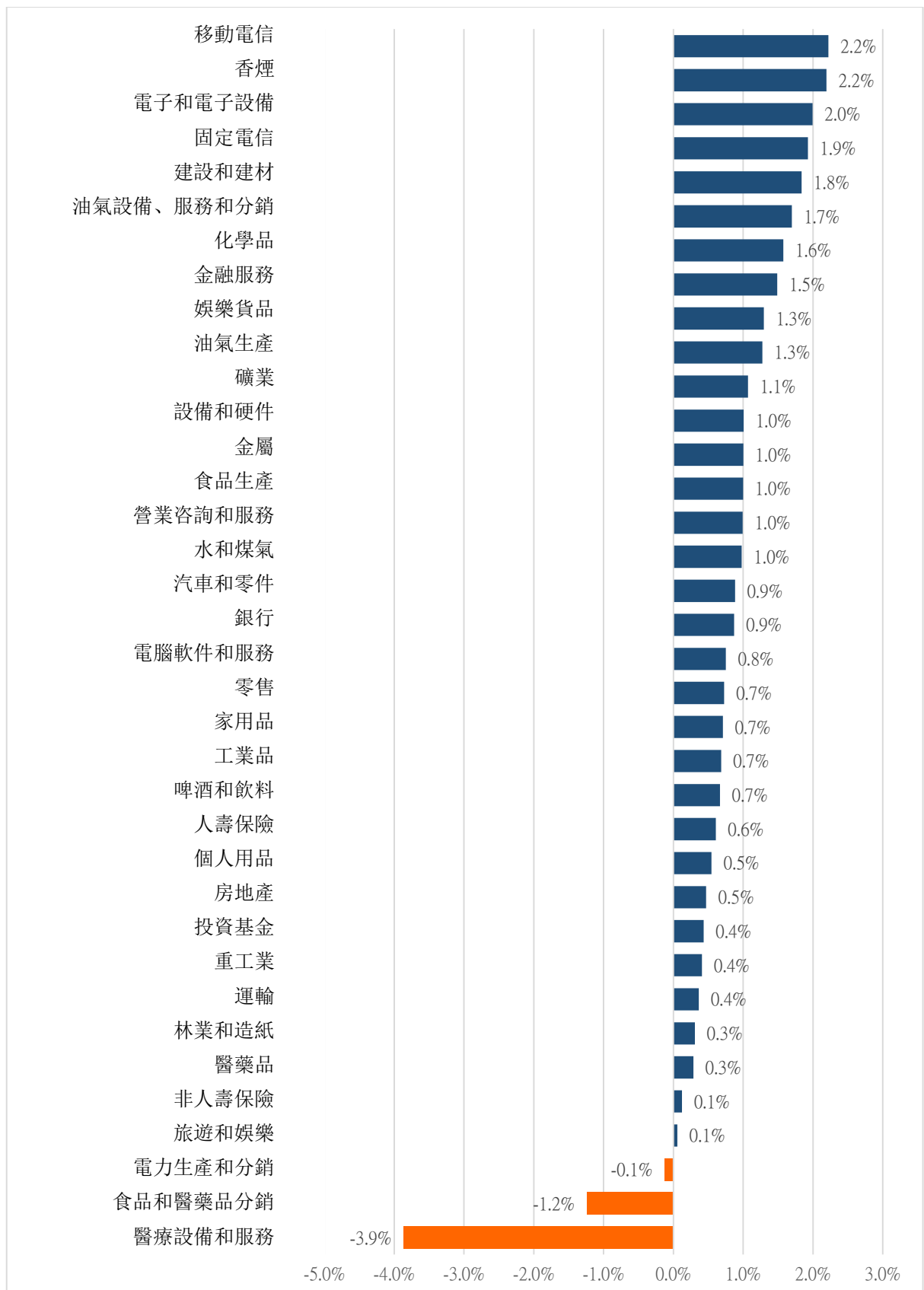
交易量排名/ 股碼	成交值	30 日均
NVL	51,758,200	15,034,745
STB	34,182,100	18,121,896
MBB	23,361,400	9,982,880
HPG	20,076,200	29,223,471
ACB	19,981,500	3,712,429

交易量排名/ 股碼	成交值	30 日均
SHS	10,168,075	16,163,825
CEO	7,877,484	8,845,360
IDC	6,776,072	2,898,467
PVS	4,674,375	5,723,762
TAR	2,701,212	1,258,513

交易量排 名/股碼	成交值	30 日均
BSR	4,485,259	9,727,912
C4G	4,457,209	2,732,481
VHG	1,289,924	1,609,605
HNF	1,277,399	2,328
AFX	1,255,500	94,218

資料源: Bloomberg & Yuanta Research

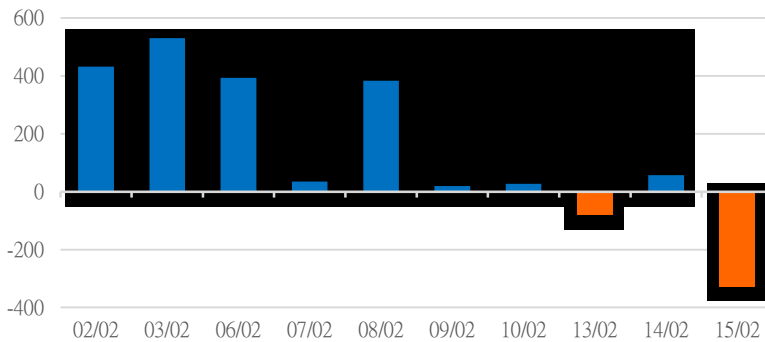
各行業板塊的交易走勢



資料源: FiinPro - YSVN

外資買進賣統計

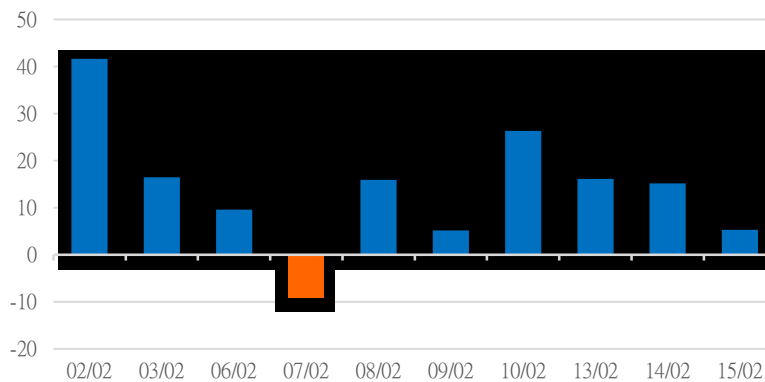
HSX 外資每日買/賣超



證券代碼	買超金額 (Mil.VND)	證券代碼	賣超金額 (Mil.VND)
E1VFN30	38,229	STB	177,389
KDH	14,601	NVL	73,387
VCG	13,530	DXG	56,697
PVD	13,389	VIC	51,895
BID	9,691	VND	44,119

HSX 外資買/賣超的前 5 名

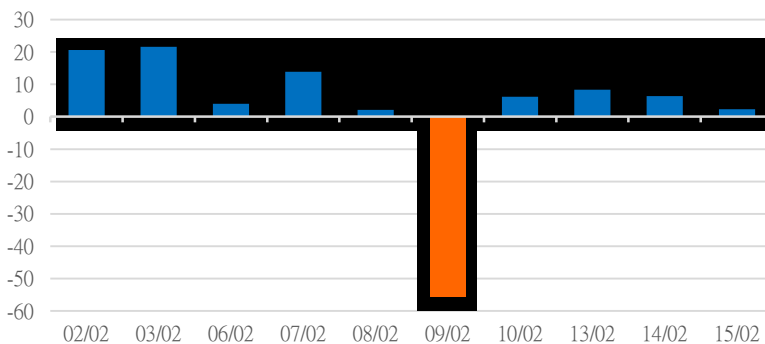
HNX 外資每日買/賣超



證券代碼	買超金額 (Mil.VND)	證券代碼	賣超金額 (Mil.VND)
SHS	3,629	TVD	1,463
IDC	3,051	VCS	723
PVS	656	ONE	73
PVI	124	THD	34
PLC	91	CLH	34

HNX 外資買/賣超的前 5 名

UPCOM 外資每日買/賣超



證券代碼	買超金額 (Mil.VND)	證券代碼	賣超金額 (Mil.VND)
QNS	2,480	VTP	1,318
IDP	672	CLX	614
VEA	485	RIC	504
QTP	281	OIL	374
TCW	271	CSI	96

UPCOM 外資買/賣超的前 5 名

源: FiinPro - YSVN

自營統計

證券代碼	買超金額 (Mil.VND)	證券代碼	賣超金額 (Mil.VND)
STB	15,846	E1VFN30	27,910
KDH	11,484	FUEVFN30	15,992
HDG	6,863	DGW	2,773
TCB	5,914	NVL	1,539
MWG	5,524	HSG	1,492

HSX 自營交易最大前名

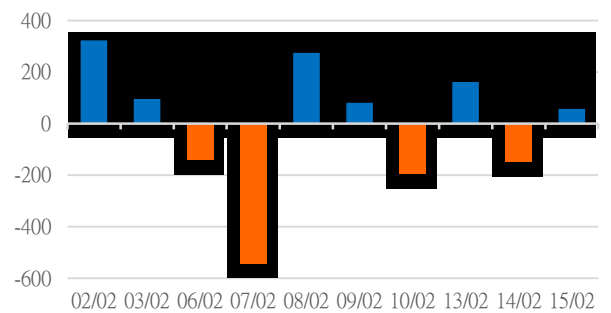
證券代碼	買超金額 (Mil.VND)	證券代碼	賣超金額 (Mil.VND)
		TNG	830
		DVM	2.7

HNX 自營交易最大前名

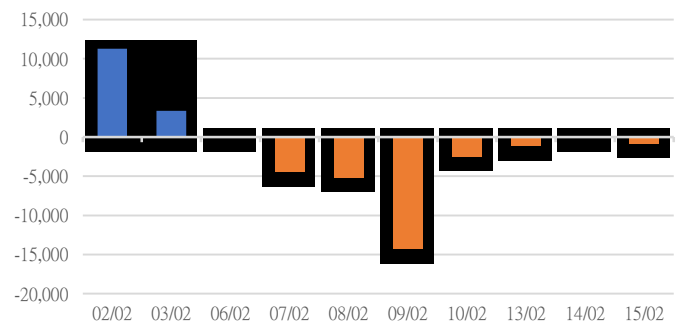
證券代碼	買超金額 (Mil.VND)	證券代碼	賣超金額 (Mil.VND)
QTP	744	TID	128
MCH	527		

UPCoM 自營交易最大前名

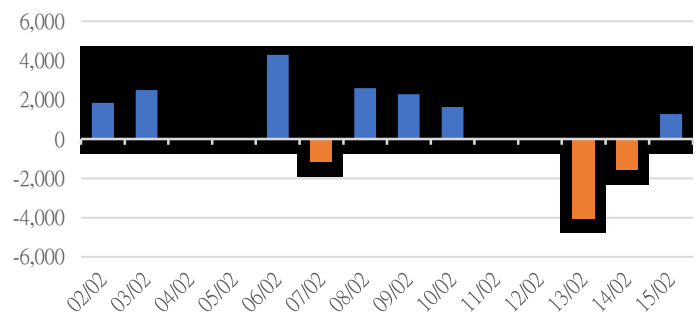
HSX 自營交易每日買/賣超 (Bil.VND)



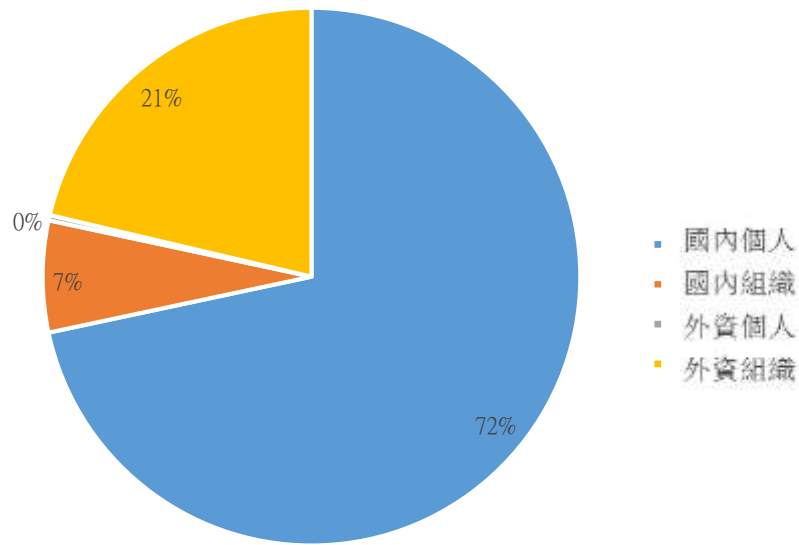
HNX 自營交易每日買/賣超 (Mil.VND)



UPCoM 自營交易每日買/賣超 (Mil.VND)

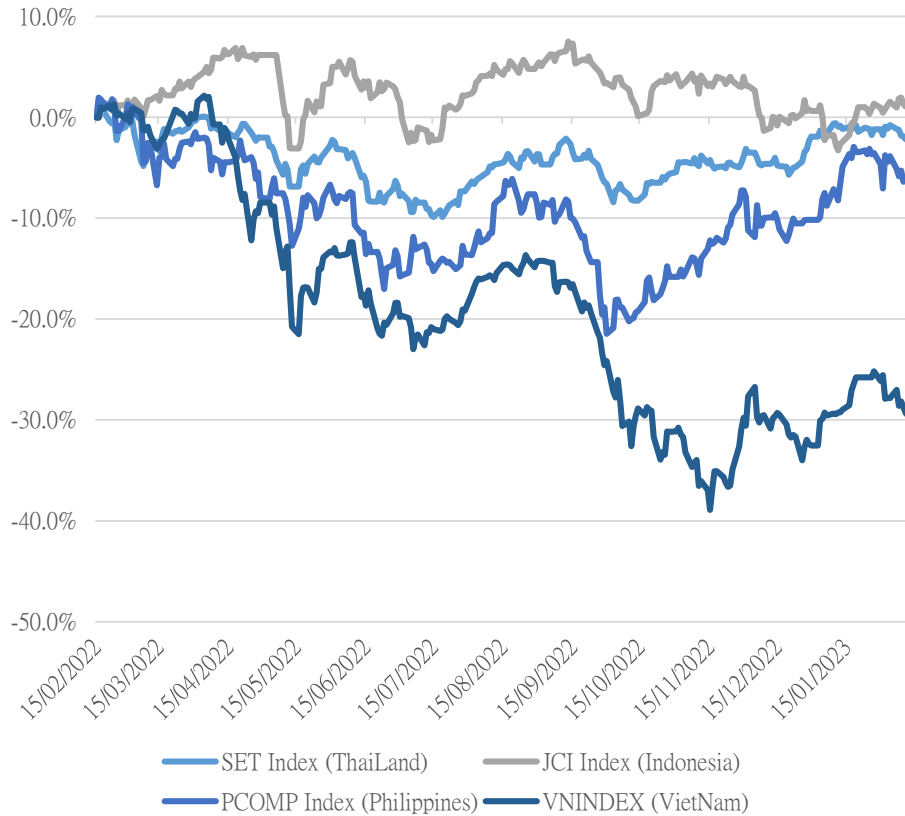


越南證券市場投資人類別統計



資料源: FiinPro - YSVN

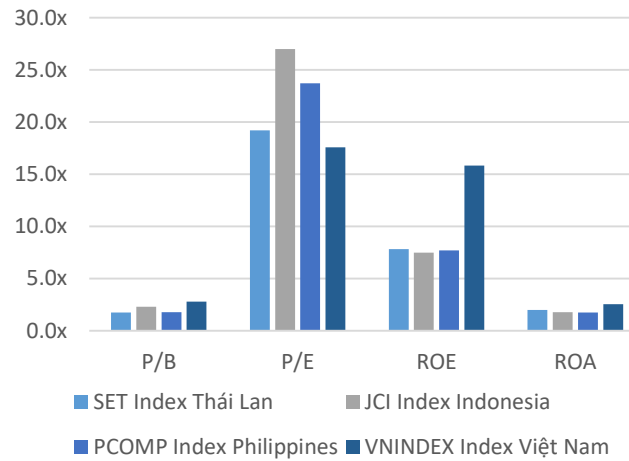
東南亞主要市場走勢比較



東南亞主要市場數據

		Thailand	Indonesia	Philippines	Vietnam
P/B		1.6x	2.0x	1.7x	1.7x
P/E		17.3x	15.3x	15.6x	13.5x
ROE	%	9.31	13.51	10.86	14.12
ROA	%	2.36	3.72	2.48	2.19
Vốn hóa	Tỷ USD	588.59	630.11	176.44	175.49
GTGD	Triệu USD	1.93	0.47	0.10	0.23
LS cổ tức	%	2.82	2.61	2.11	1.70

源: Bloomberg & YSVN



元大證券（越南）公司

個人客戶分析部

Nguyễn Thế Minh
研究分析經理
+84 28 3622 6868 ext 3826
minh.nguyen@yuanta.com.vn

Lý Thị Hiền
研究分析主管
+84 28 3622 6868 ext 3908
hien.ly@yuanta.com.vn

Quách Đức Khánh
研究分析副主管
+84 28 3622 6868 ext 3833
khanh.quach@yuanta.com.vn

Khổng Hữu Hiệp
高級分析專員
+84 28 3622 6868 ext 3912
hiep.khong@yuanta.com.vn

Nguyễn Trịnh Ngọc Hồng
高級分析專員
+84 28 3622 6868 ext 3832
hong.nguyen@yuanta.com.vn

Phạm Tấn Phát
高級分析專員
+84 28 3622 6868 ext 3880
phat.pham@yuanta.com.vn

個人客戶業務部

Phạm Đắc Thành
北部分行經理
+84 28 3622 6868 ext 3416
thanh.pham@yuanta.com.vn

Võ Thị Thu Thủy
平陽分行經理
+84 28 3622 6868 ext 3505
thuy.vo@yuanta.com.vn

Lương Kỳ Ty
堤岸分行經理
+84 28 3622 6868 ext 3653
ty.luong@yuanta.com.vn

Bùi Quốc Phong
同奈分行經理
+84 28 3622 6868 ext 3701
phong.bui@yuanta.com.vn

Võ Đình Tuấn
峴港分行經理
+84 28 3622 6868 ext 3301
tuan.vo@yuanta.com.vn

Nguyễn Việt Quang
河內分行經理
+84 28 3622 6868 ext 3404
quang.nguyen@yuanta.com.vn

Đinh Thị Thu Cúc
頭頓分行經理
+84 28 3622 6868 ext 3203
cuc.dinh@yuanta.com.vn

Appendix A: Important Disclosures

Analyst Certification

Each research analyst primarily responsible for the content of this research report, in whole or in part, certifies that with respect to each security or issuer that the analyst covered in this report: (1) all of the views expressed accurately reflect his or her personal views about those securities or issuers; and (2) no part of his or her compensation was, is, or will be, directly or indirectly, related to the specific recommendations or views expressed by that research analyst in the research report.

Ratings Definitions

BUY: We have a positive outlook on the stock based on our expected absolute or relative return over the investment period. Our thesis is based on our analysis of the company's outlook, financial performance, catalysts, valuation and risk profile. We recommend investors add to their position.

HOLD-Outperform: In our view, the stock's fundamentals are relatively more attractive than peers at the current price. Our thesis is based on our analysis of the company's outlook, financial performance, catalysts, valuation and risk profile.

HOLD-Underperform: In our view, the stock's fundamentals are relatively less attractive than peers at the current price. Our thesis is based on our analysis of the company's outlook, financial performance, catalysts, valuation and risk profile.

SELL: We have a negative outlook on the stock based on our expected absolute or relative return over the investment period. Our thesis is based on our analysis of the company's outlook, financial performance, catalysts, valuation and risk profile. We recommend investors reduce their position.

Under Review: We actively follow the company, although our estimates, rating and target price are under review.

Restricted: The rating and target price have been suspended temporarily to comply with applicable regulations and/or Yuanta policies.

Note: Yuanta research coverage with a Target Price is based on an investment period of 12 months. Greater China Discovery Series coverage does not have a formal 12 month Target Price and the recommendation is based on an investment period specified by the analyst in the report.

Global Disclaimer

© 2018 Yuanta. All rights reserved. The information in this report has been compiled from sources we believe to be reliable, but we do not hold ourselves responsible for its completeness or accuracy. It is not an offer to sell or solicitation of an offer to buy any securities. All opinions and estimates included in this report constitute our judgment as of this date and are subject to change without notice.

This report provides general information only. Neither the information nor any opinion expressed herein constitutes an offer or invitation to make an offer to buy or sell securities or other investments. This material is prepared for general circulation to clients and is not intended to provide tailored investment advice and does not take into account the individual financial situation and objectives of any specific person who may receive this report. Investors should seek financial advice regarding the appropriateness of investing in any securities, investments or investment strategies discussed or recommended in this report. The information contained in this report has been compiled from sources believed to be reliable but no representation or warranty, express or implied, is made as to its accuracy, completeness or correctness. This report is not (and should not be construed as) a solicitation to act as securities broker or dealer in any jurisdiction by any person or company that is not legally permitted to carry on such business in that jurisdiction.

Yuanta research is distributed in the United States only to Major U.S. Institutional Investors (as defined in Rule 15a-6 under the Securities Exchange Act of 1934, as amended and SEC staff interpretations thereof). All transactions by a US person in the securities mentioned in this report must be effected through a registered broker-dealer under Section 15 of the Securities Exchange Act of 1934, as amended. Yuanta research is distributed in Taiwan by Yuanta Securities Investment Consulting. Yuanta research is distributed in Hong Kong by Yuanta Securities (Hong Kong) Co. Limited, which is licensed in Hong Kong by the Securities and Futures Commission for regulated activities, including Type 4 regulated activity (advising on securities). In Hong Kong, this research report may not be redistributed, retransmitted or disclosed, in whole or in part or any form or manner, without the express written