

當日市場：市場繼續上漲

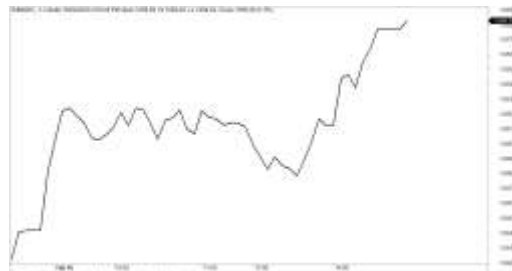
2023/02/17

市場走勢

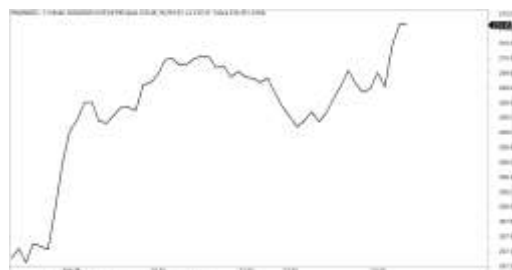
市場指數	VNI	HNI	UPCOM
收盤	1,058.29	210.84	79.66
%日	0.96%	1.38%	0.24%
%週	-0.54%	-0.03%	3.12%
%月	-0.79%	-0.02%	10.30%
%年	-29.07%	-50.87%	-28.75%
成交值(Bil.VND)			
當日	9,763	1,044	442
日均量/週	8,726	932	376
日均量/月	10,812	1,056	433
外資進出			
買進	1,175.52	18.96	8.72
賣出	1,285.27	2.18	8.82
買賣超	-109.76	16.78	-0.10
市場漲跌家數			
上漲	138	110	149
下跌	305	50	107
持平	56	73	84
市場指標			
P/E	11.80	15.15	12.17
總市值 (兆盾)	4,216	263	995
股息殖利率	2.92%	5.95%	3.97%

資料源: Bloomberg - YSVN

VNINDEX



HNIINDEX



市場走勢

市場指數在連續第二個交易日上漲。VN-Index 收於 1058.29 點，相當於上漲 0.96%，HNX-Index 上漲 1.38%，Upcom-Index 上漲 0.24%。3 大市場的交易額均達到 8 兆 3,880 億越南盾。

銀行和鋼鐵股領漲，如 BID、CTG、HDB、STB、HPG 等股票上漲均超過 2%。穩定的情緒幫助許多股票逆轉，如近期下跌的房地產股，如 VIC、NVL 從下跌逆轉上漲。另一方面，MSN 和 VCB 是當日下跌的 2 檔大型股。

在行業板塊方面，油氣、鋼鐵在近期的兩個交易日繼續大幅上漲，如 PVD、PVS、PVC、HPG、VGS、HSG 大幅上漲，而 NKG 漲停。

外資在整個市場賣超 960 億越南盾，主要是在 HOSE 上，其中 STB（830 億）、VIC（460 億）、DXG（450 億）被拋售最多的股票。另一方面，HDB（300 億）、VNM（230 億）、HSG（190 億）在買超方面領先。

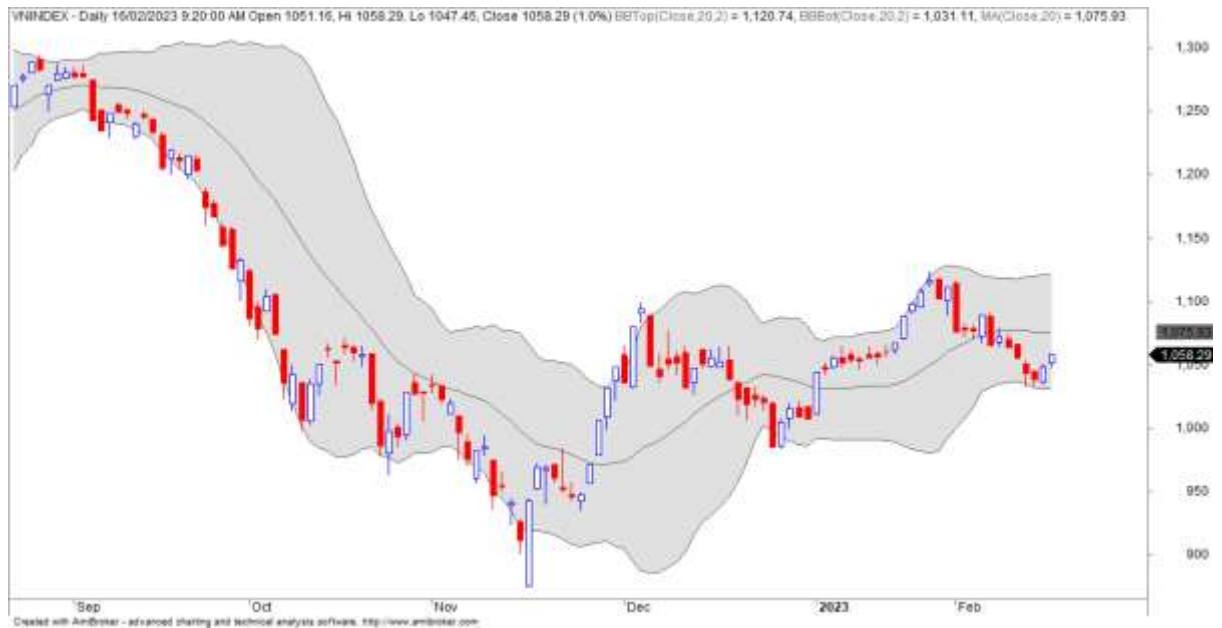
市場短期觀點

我們認為市場在下個交易日可能會回歸下跌趨勢，VN-Index 可能會在 50 日均線附近波動。同時，短期風險仍然較高，但積極點是，VN-Index 仍保持在 1,037 點的支撐位。市場寬度積極，顯示短期機會再次增加，但支付機會不明顯，因此投資者應以低比例購買新股。

大盤的短期走勢依然下跌。因此，在謹慎的觀點上，我們建議短期投資者可以暫停拋售，並觀察市場。同時，若投資者的風險口味較高，那可以考慮在已確認短期上漲趨勢的較低比例股票購買新股。

請在 <https://ysradar.yuanta.com.vn/> 查看有關股票的信號。

技術分析圖



指數技術分析圖 VN-Index



指數技術分析圖 HNX-Index

指數	短期趨勢	中期趨勢	阻力區 1	阻力區 2	支撐區 1	支撐區 2
VN-Index	下跌	上漲	1110	1130	870	800
HNX-Index	下跌	上漲	197	210	189	160
VN30	下跌	上漲	1120	1140	980	960
VNMidcaps	下跌	上漲	1,030	1200	963	900
VNSmallcaps	上漲	上漲	1000	1150	804	750

胡志明市交易所 (HSX)

	收盤	漲跌%
VNI	1058.29	0.96%
VN30	1055.26	1.14%
VN Mid	1307.14	1.39%
VN Small	1118.54	1.38%

河內交易所 (HSX)

	收盤	漲跌%
HNI	210.84	1.38%
HN30	366.75	2.21%
VNX AllSh	1005.31	1.22%

UPCOM 市場 (UPCoM)

	收盤	漲跌%
UPCoM	79.66	0.24%

外資交易	成交值 (Bil.VND)
買進	1175.52
賣出	1285.27
買超/賣超	-109.76

外資交易	成交值 (Bil.VND)
買進	18.96
賣出	2.18
買超/賣超	16.78

外資交易	成交值 (Bil.VND)
買進	8.72
賣出	8.82
買超/賣超	-0.10

上漲排名/ 股碼	漲跌(VND)	漲跌%
OGC	520	7.00%
LSS	490	6.87%
GIL	1300	6.86%
SMC	660	6.81%
DQC	1300	6.79%

上漲排名/ 股碼	漲跌(VND)	漲跌%
TNG	1600	9.70%
PVC	1100	7.91%
TAR	900	7.20%
PVS	1700	6.88%
APS	500	5.56%

上漲排名/ 股碼	漲跌(VND)	漲跌%
VGT	796	6.69%
VNZ	75954	5.59%
BSR	644	4.10%
OIL	309	3.47%
CST	649	3.09%

下跌排名/ 股碼	漲跌(VND)	漲跌%
SHI	-200	-1.38%
APG	-60	-0.93%
VNE	-80	-0.84%
VCB	-600	-0.65%
OCB	-100	-0.58%

下跌排名/ 股碼	漲跌(VND)	漲跌%
DDG	-700	-1.62%
SLS	-1500	-1.00%
S55	-300	-0.58%
BVS	0	0.00%
HTP	0	0.00%

下跌排名/ 股碼	漲跌(VND)	漲跌%
VFS	-1166	-4.26%
SSH	-151	-0.25%
VEA	-35	-0.09%
IDP	0	0.00%
SBS	19	0.37%

*備註: 市值>5,000 億盾; 成交值>15 億盾

市值排名/ 股碼	Bil.VND
VCB	440,124
BID	222,575
GAS	204,984
VIC	201,757
VHM	185,061

市值排名/ 股碼	Bil.VND
KSF	15,180
IDC	13,596
THD	13,580
BAB	12,347
PVS	11,806

市值排名/ 股碼	Bil.VND
ACV	183,752
VGI	63,503
MCH	52,302
VEA	51,563
BSR	48,538

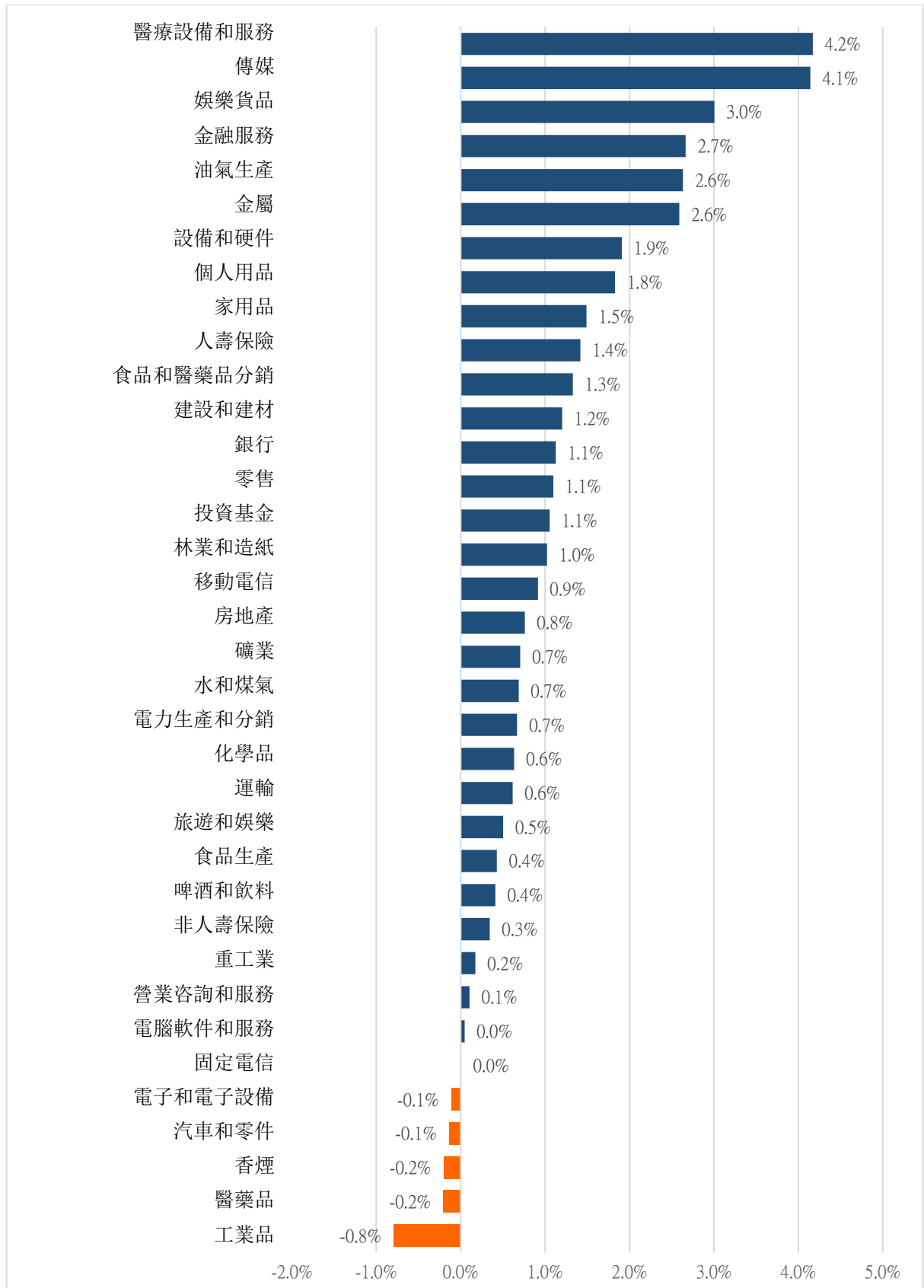
交易量排名/ 股碼	成交值	30 日均
HSG	31,945,800	16,310,293
EIB	24,027,800	2,311,474
HPG	23,914,900	28,715,660
VPB	19,752,100	20,457,894
STB	18,340,000	18,968,497

交易量排名/ 股碼	成交值	30 日均
PVS	13,068,168	5,658,796
SHS	7,978,055	15,830,727
CEO	5,682,302	8,790,256
TNG	4,314,702	2,135,561
IDC	3,680,710	3,096,112

交易量排 名/股碼	成交值	30 日均
BSR	11,289,858	9,422,765
C4G	2,120,592	2,828,300
VGT	2,012,960	463,505
OIL	1,568,488	755,384
VHG	1,437,983	1,591,845

資料源: Bloomberg & Yunta Research

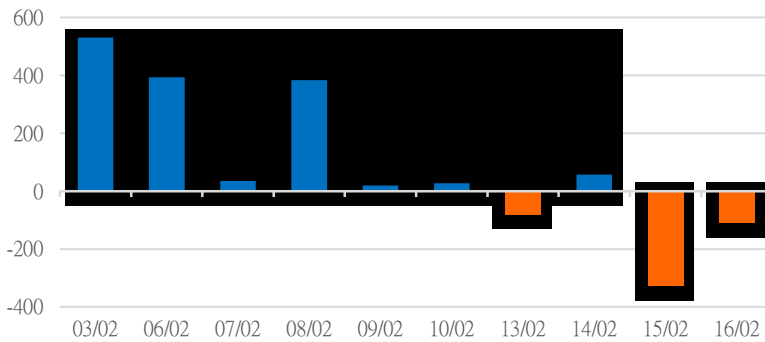
各行業板塊的交易走勢



資料源: FiinPro - YSVN

外資買進賣統計

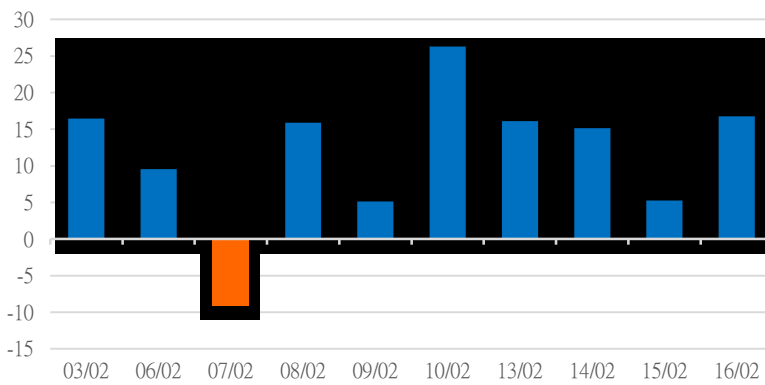
HSX 外資每日買/賣超



證券代碼	買超金額 (Mil.VND)	證券代碼	賣超金額 (Mil.VND)
HDB	28,731	STB	77,457
VNM	21,014	VIC	43,015
HSG	17,954	DXG	39,509
CTG	16,745	DCM	30,204
MSN	14,265	DGC	20,058

HSX 外資買/賣超的前 5 名

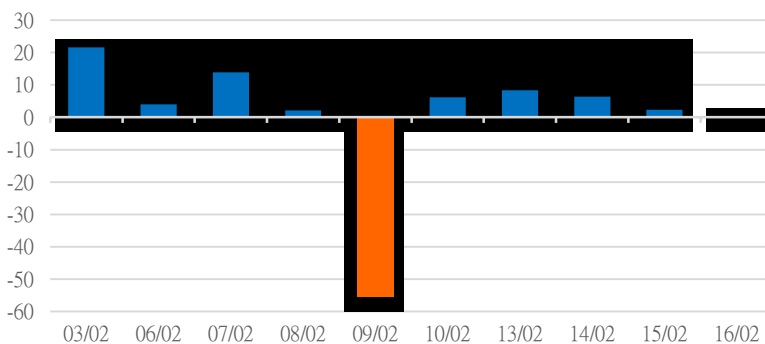
HNX 外資每日買/賣超



證券代碼	買超金額 (Mil.VND)	證券代碼	賣超金額 (Mil.VND)
PVS	7,547	MBS	324
CEO	5,631	PVG	198
TNG	2,709	VNR	169
IDC	1,118	PGN	128
SHS	649	SLS	119

HNX 外資買/賣超的前 5 名

UPCOM 外資每日買/賣超



證券代碼	買超金額 (Mil.VND)	證券代碼	賣超金額 (Mil.VND)
QNS	2,170	VTP	2,547
BSR	1,126	ACV	1,441
CNC	575	OIL	509
MCH	314	HND	275
PHP	222	AAS	133

UPCOM 外資買/賣超的前 5 名

源: FiinPro - YSVN

自營統計

證券代碼	買超金額 (Mil.VND)	證券代碼	賣超金額 (Mil.VND)
E1VFN30	5,984	FUEVFN30	22,377
KDH	5,424	EIB	19,126
PVT	4,099	ACB	5,347
HDB	2,863	DGW	4,396
HPG	2,824	CTR	2,902

HSX 自營交易最大前名

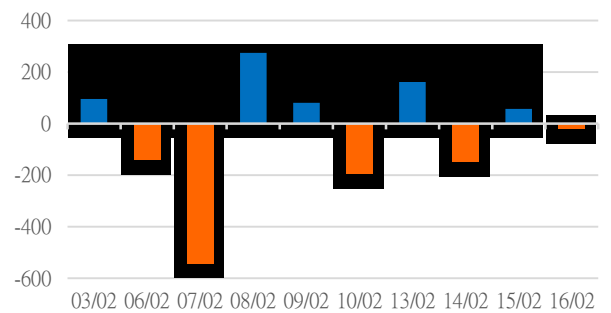
證券代碼	買超金額 (Mil.VND)	證券代碼	賣超金額 (Mil.VND)
		TNG	860
		DVM	52.3

HNX 自營交易最大前名

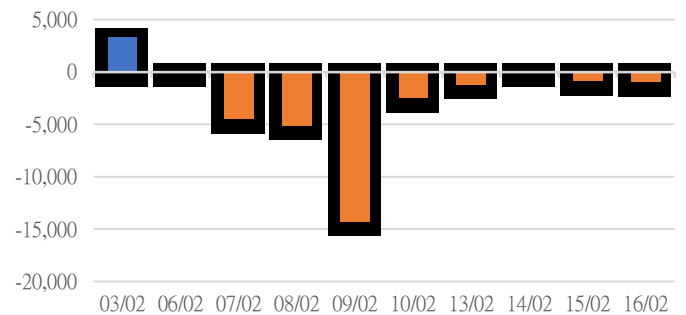
證券代碼	買超金額 (Mil.VND)	證券代碼	賣超金額 (Mil.VND)
QTP	745	TAN	70
MCH	367		
TSJ	2		

UPCoM 自營交易最大前名

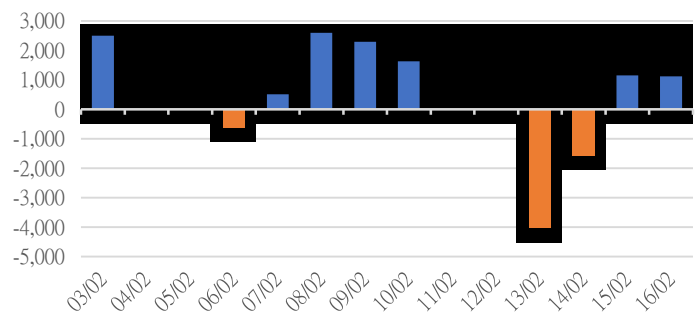
HSX 自營交易每日買/賣超 (Bil.VND)



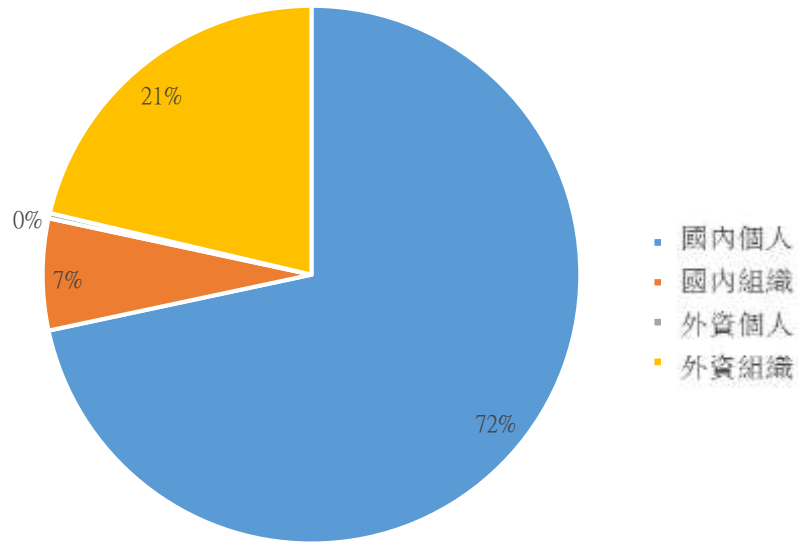
HNX 自營交易每日買/賣超 (Mil.VND)



UPCoM 自營交易每日買/賣超 (Mil.VND)



越南證券市場投資人類別統計



資料源: FiinPro - YSVN

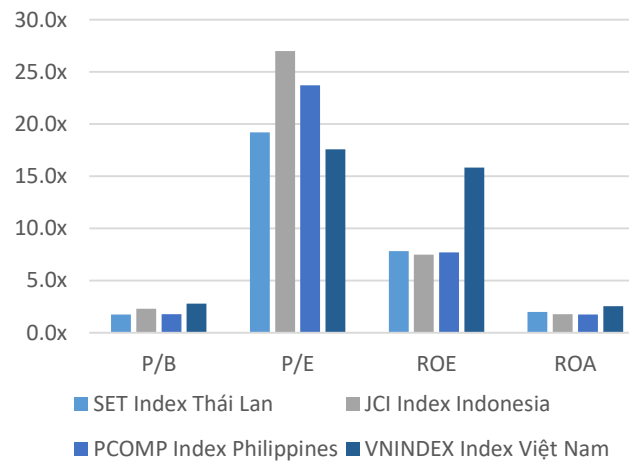
東南亞主要市場走勢比較



東南亞主要市場數據

		Thailand	Indonesia	Philippines	Vietnam
P/B		1.6x	2.0x	1.7x	1.7x
P/E		17.3x	15.3x	15.6x	13.6x
ROE	%	9.30	13.51	10.86	14.10
ROA	%	2.36	3.72	2.48	2.19
Vốn hóa	Tỷ USD	586.54	630.10	177.43	176.99
GTGD	Triệu USD	2.55	0.55	0.07	0.33
LS cổ tức	%	2.81	2.61	2.11	1.68

源: Bloomberg & YSVN



元大證券（越南）公司

個人客戶分析部

Nguyễn Thế Minh
研究分析經理
+84 28 3622 6868 ext 3826
minh.nguyen@yuanta.com.vn

Lý Thị Hiền
研究分析主管
+84 28 3622 6868 ext 3908
hien.ly@yuanta.com.vn

Quách Đức Khánh
研究分析副主管
+84 28 3622 6868 ext 3833
khanh.quach@yuanta.com.vn

Khổng Hữu Hiệp
高級分析專員
+84 28 3622 6868 ext 3912
hiep.khong@yuanta.com.vn

Nguyễn Trịnh Ngọc Hồng
高級分析專員
+84 28 3622 6868 ext 3832
hong.nguyen@yuanta.com.vn

Phạm Tấn Phát
高級分析專員
+84 28 3622 6868 ext 3880
phat.pham@yuanta.com.vn

個人客戶業務部

Phạm Đắc Thành
北部分行經理
+84 28 3622 6868 ext 3416
thanh.pham@yuanta.com.vn

Võ Thị Thu Thủy
平陽分行經理
+84 28 3622 6868 ext 3505
thuy.vo@yuanta.com.vn

Lương Kỳ Ty
堤岸分行經理
+84 28 3622 6868 ext 3653
ty.luong@yuanta.com.vn

Bùi Quốc Phong
同奈分行經理
+84 28 3622 6868 ext 3701
phong.bui@yuanta.com.vn

Võ Đình Tuấn
峴港分行經理
+84 28 3622 6868 ext 3301
tuan.vo@yuanta.com.vn

Nguyễn Việt Quang
河內分行經理
+84 28 3622 6868 ext 3404
quang.nguyen@yuanta.com.vn

Đinh Thị Thu Cúc
頭頓分行經理
+84 28 3622 6868 ext 3203
cuc.dinh@yuanta.com.vn

Appendix A: Important Disclosures

Analyst Certification

Each research analyst primarily responsible for the content of this research report, in whole or in part, certifies that with respect to each security or issuer that the analyst covered in this report: (1) all of the views expressed accurately reflect his or her personal views about those securities or issuers; and (2) no part of his or her compensation was, is, or will be, directly or indirectly, related to the specific recommendations or views expressed by that research analyst in the research report.

Ratings Definitions

BUY: We have a positive outlook on the stock based on our expected absolute or relative return over the investment period. Our thesis is based on our analysis of the company's outlook, financial performance, catalysts, valuation and risk profile. We recommend investors add to their position.

HOLD-Outperform: In our view, the stock's fundamentals are relatively more attractive than peers at the current price. Our thesis is based on our analysis of the company's outlook, financial performance, catalysts, valuation and risk profile.

HOLD-Underperform: In our view, the stock's fundamentals are relatively less attractive than peers at the current price. Our thesis is based on our analysis of the company's outlook, financial performance, catalysts, valuation and risk profile.

SELL: We have a negative outlook on the stock based on our expected absolute or relative return over the investment period. Our thesis is based on our analysis of the company's outlook, financial performance, catalysts, valuation and risk profile. We recommend investors reduce their position.

Under Review: We actively follow the company, although our estimates, rating and target price are under review.

Restricted: The rating and target price have been suspended temporarily to comply with applicable regulations and/or Yuanta policies.

Note: Yuanta research coverage with a Target Price is based on an investment period of 12 months. Greater China Discovery Series coverage does not have a formal 12 month Target Price and the recommendation is based on an investment period specified by the analyst in the report.

Global Disclaimer

© 2018 Yuanta. All rights reserved. The information in this report has been compiled from sources we believe to be reliable, but we do not hold ourselves responsible for its completeness or accuracy. It is not an offer to sell or solicitation of an offer to buy any securities. All opinions and estimates included in this report constitute our judgment as of this date and are subject to change without notice.

This report provides general information only. Neither the information nor any opinion expressed herein constitutes an offer or invitation to make an offer to buy or sell securities or other investments. This material is prepared for general circulation to clients and is not intended to provide tailored investment advice and does not take into account the individual financial situation and objectives of any specific person who may receive this report. Investors should seek financial advice regarding the appropriateness of investing in any securities, investments or investment strategies discussed or recommended in this report. The information contained in this report has been compiled from sources believed to be reliable but no representation or warranty, express or implied, is made as to its accuracy, completeness or correctness. This report is not (and should not be construed as) a solicitation to act as securities broker or dealer in any jurisdiction by any person or company that is not legally permitted to carry on such business in that jurisdiction.

Yuanta research is distributed in the United States only to Major U.S. Institutional Investors (as defined in Rule 15a-6 under the Securities Exchange Act of 1934, as amended and SEC staff interpretations thereof). All transactions by a US person in the securities mentioned in this report must be effected through a registered broker-dealer under Section 15 of the Securities Exchange Act of 1934, as amended. Yuanta research is distributed in Taiwan by Yuanta Securities Investment Consulting. Yuanta research is distributed in Hong Kong by Yuanta Securities (Hong Kong) Co. Limited, which is licensed in Hong Kong by the Securities and Futures Commission for regulated activities, including Type 4 regulated activity (advising on securities). In Hong Kong, this research report may not be redistributed, retransmitted or disclosed, in whole or in part or any form or manner, without the express written