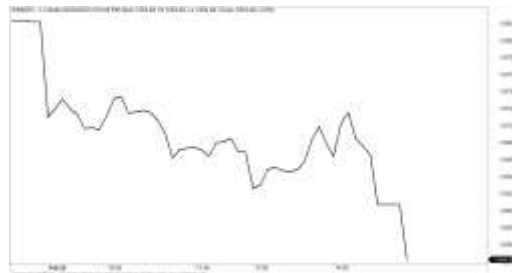
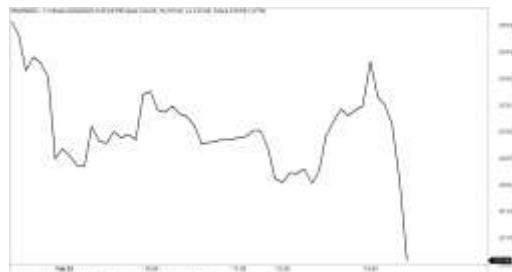


當日市場：外資繼續賣超
2023/02/23
市場走勢

市場指數	VNI	HNI	UPCOM
收盤	1,054.28	209.96	77.45
%日	-2.58%	-1.92%	-0.93%
%週	0.58%	0.96%	-2.54%
%月	-4.86%	-4.51%	4.69%
%年	-29.88%	-51.67%	-31.47%
成交值(Bil.VND)			
當日	9,763	1,044	442
日均量/週	10,482	1,377	727
日均量/月	10,859	1,143	509
外資進出			
買進	942.42	64.41	22.44
賣出	1,306.56	8.57	12.63
買賣超	-364.14	55.84	9.81
市場漲跌家數			
上漲	138	61	149
下跌	305	114	107
持平	56	73	84
市場指標			
P/E	12.11	15.52	12.53
總市值 (兆盾)	4,350	269	1,001
股息殖利率	2.87%	5.76%	3.93%

資料源: Bloomberg - YSVN

VNINDEX

HNIINDEX

市場走勢

儘管沒有出現出色的信息，市場在當日大幅下跌。具體而言，VN-INDEX 收盤下跌 2.58%，止於 1054.28 點，HNX-INDEX 下跌 1.92%，UPCOM-INDEX 下跌 0.93%。3 大市場的交易額達到 14 兆 1,390 億越南盾。

市場在當日被強勁拋售，如 CTG, GVR, SSI, MSN, MWG, PLX, POW, TPB, TCB, VIB, VRE 下跌超過 3%。VN30-Index 錄得 30 檔下跌股，顯示市場的寬度為負。證券和房地產股是兩個板塊領跌，如 DXG, NVL 和 HCM 跌停。

許多油氣股在早盤大幅上漲，但也被強勁拋售，如 PVB (5.3%)，而 PVC 和 PVS 逆轉下跌。

外資在整個市場賣超 2,980 億越南盾，其中 VIC (580 億)，VHM (540 億)，DXG (390 億) 被拋售最多的股票。另一方面，PVS (400 億)，NKG (210 億)，FUEVFNND (200 億) 在買超方面領先。

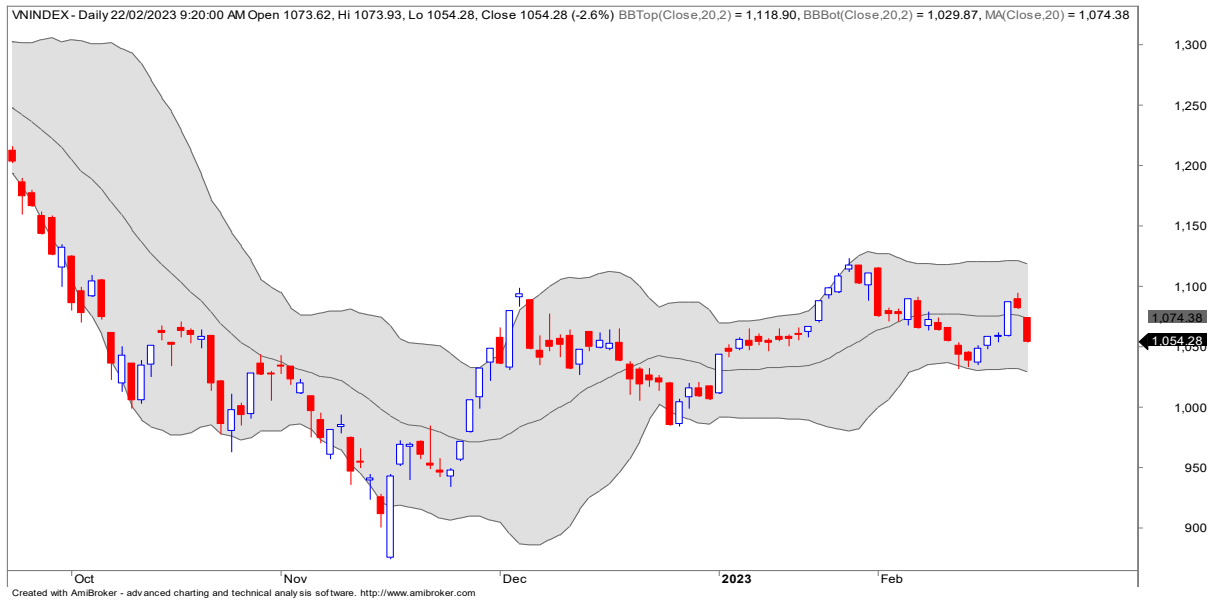
市場短期觀點

我們認為市場在下一個交易日可能會繼續下跌，主要指標可能會測試 50 日均線。同時，若 VN-Index 突破 1.054 點，短期風險可能會出現上漲的跡象，因此投資者可以在接下來的 1-2 個交易日停止購買新股，並觀察市場。在負面情景下，我們認為現金流可能在各類股票之間分化。

大盤的短期趨勢仍然上漲。因此，我們建議短期投資者在接下來的 1-2 個交易日停止購買並觀察市場。

請在 <https://ysradar.yuanta.com.vn/> 查看有關股票的信號。

技術分析圖



指數技術分析圖 VN-Index



指數技術分析圖 HNX-Index

指數	短期趨勢	中期趨勢	阻力區 1	阻力區 2	支撐區 1	支撐區 2
VN-Index	上漲	上漲	1110	1130	870	800
HNX-Index	上漲	上漲	197	210	189	160
VN30	上漲	上漲	1120	1140	980	960
VNMidcaps	上漲	上漲	1,030	1200	963	900
VNSmallcaps	上漲	上漲	1000	1150	804	750

胡志明市交易所 (HSX)

	收盤	漲跌%
VNI	1054.28	-2.58%
VN30	1051.08	-2.76%
VN Mid	1304.04	-2.96%
VN Small	1132.28	-1.95%

河內交易所 (HSX)

	收盤	漲跌%
HNI	209.96	-1.92%
HN30	363.32	-3.28%
VNX AllSh	1003.01	-2.75%

UPCOM 市場 (UPCoM)

	收盤	漲跌%
UPCoM	77.45	-0.93%

外資交易	成交值 (Bil.VND)
買進	942.42
賣出	1306.56
買超/賣超	-364.14

外資交易	成交值 (Bil.VND)
買進	64.41
賣出	8.57
買超/賣超	55.84

外資交易	成交值 (Bil.VND)
買進	22.44
賣出	12.63
買超/賣超	9.81

上漲排名/ 股碼	漲跌(VND)	漲跌%
HQC	220	6.79%
TMT	1000	6.73%
SMC	600	5.83%
PSH	220	3.06%
CNG	650	2.35%

上漲排名/ 股碼	漲跌(VND)	漲跌%
DVM	700	4.73%
PVI	500	1.02%
DDG	300	0.72%
SCG	400	0.61%
GKM	100	0.31%

上漲排名/ 股碼	漲跌(VND)	漲跌%
VNZ	63392	6.84%
CST	730	3.26%
QTP	132	0.87%
BDT	0	0.00%
SEA	0	0.00%

下跌排名/ 股碼	漲跌(VND)	漲跌%
SZC	-2100	-7.00%
HCM	-1800	-6.92%
ANV	-2400	-6.86%
KHG	-370	-6.85%
DRH	-380	-6.83%

下跌排名/ 股碼	漲跌(VND)	漲跌%
BVS	-1500	-8.02%
MBG	-400	-7.84%
L14	-3500	-6.72%
API	-600	-6.19%
IDC	-2600	-6.18%

下跌排名/ 股碼	漲跌(VND)	漲跌%
DSC	-998	-4.56%
VGT	-530	-4.02%
SBS	-208	-3.85%
MSR	-382	-3.26%
MPC	-545	-2.98%

*備註: 市值>5,000 億盾; 成交值>15 億盾

市值排名/ 股碼	Bil.VND
VCB	445,803
BID	233,957
GAS	207,281
VIC	207,097
VHM	196,817

市值排名/ 股碼	Bil.VND
KSF	15,000
THD	13,895
IDC	13,893
BAB	12,721
PVS	12,618

市值排名/ 股碼	Bil.VND
ACV	184,107
VGI	65,822
MCH	53,007
BSR	52,916
VEA	52,027

交易量排名/ 股碼	成交值	30 日均
HQC	51,054,400	5,632,732
HSG	36,707,500	17,581,246
HPG	34,304,400	25,819,545
VND	28,679,000	20,241,586
NVL	27,391,800	19,214,982

交易量排名/ 股碼	成交值	30 日均
SHS	16,069,441	14,452,547
PVS	14,476,767	6,188,532
CEO	13,422,784	9,220,965
IDC	6,468,297	3,466,338
AMV	5,823,884	1,142,382

交易量排 名/股碼	成交值	30 日均
BSR	21,209,813	9,383,998
C4G	5,599,689	3,102,908
SEA	3,450,000	1,213
OIL	2,407,507	896,262
VHG	2,384,346	1,749,476

資料源: Bloomberg & Yuanta Research

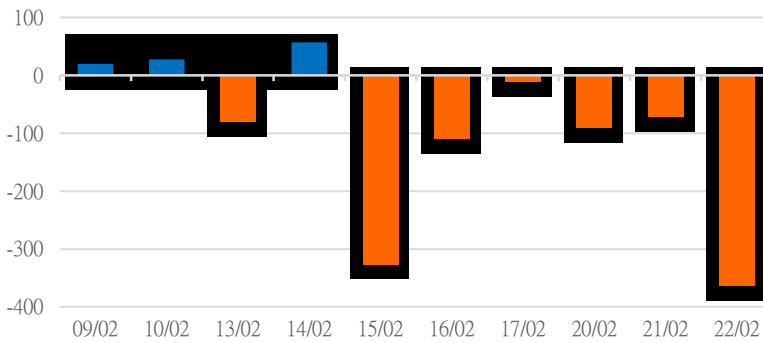
各行業板塊的交易走勢



資料源: FiinPro - YSVN

外資買進賣統計

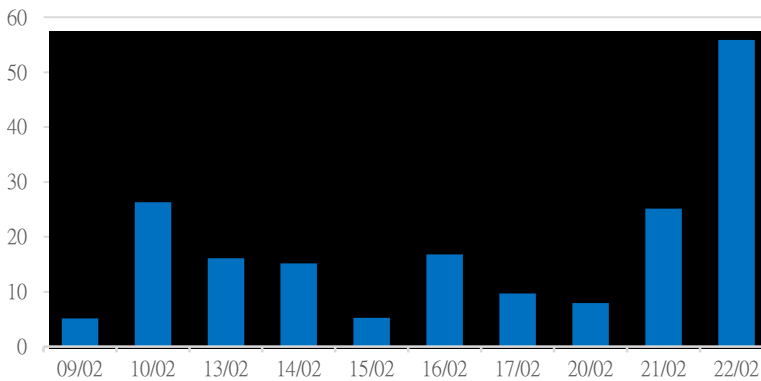
HSX 外資每日買/賣超



證券代碼	買超金額 (Mil.VND)	證券代碼	賣超金額 (Mil.VND)
NKG	20,869	VIC	58,629
FUEVFNVD	19,815	VHM	54,227
KBC	19,327	DXG	39,379
FRT	18,989	CTG	38,404
HSG	13,688	STB	37,147

HSX 外資買/賣超的前 5 名

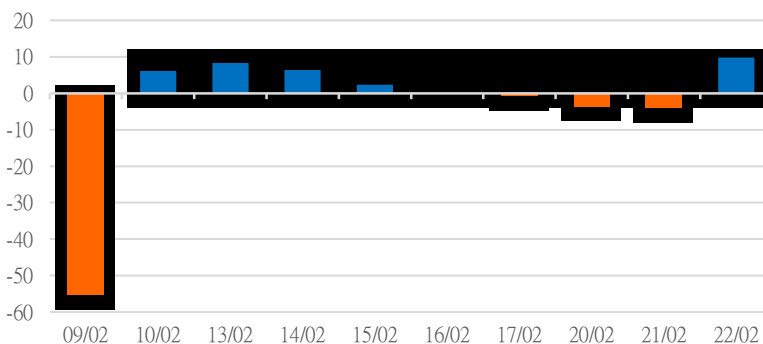
HNX 外資每日買/賣超



證券代碼	買超金額 (Mil.VND)	證券代碼	賣超金額 (Mil.VND)
PVS	40,312	PVI	2,049
IDC	14,052	THD	433
CEO	1,342	BTS	215
TNG	1,007	PVB	145
SHS	814	DAD	49

HNX 外資買/賣超的前 5 名

UPCOM 外資每日買/賣超



證券代碼	買超金額 (Mil.VND)	證券代碼	賣超金額 (Mil.VND)
BSR	9,184	VTP	1,578
CST	1,966	OIL	1,093
MML	1,185	CLX	954
CNC	504	QNS	195
VEA	271	BVB	55

UPCOM 外資買/賣超的前 5 名

源: FiinPro - YSVN

自營統計

證券代碼	買超金額 (Mil.VND)	證券代碼	賣超金額 (Mil.VND)
FPT	9,270	FUEVFN30	27,743
TCB	8,389	HPG	13,468
ACB	8,251	HSG	7,248
MWG	7,174	E1VFN30	5,460
VIB	7,112	VND	2,816

HSX 自營交易最大前名

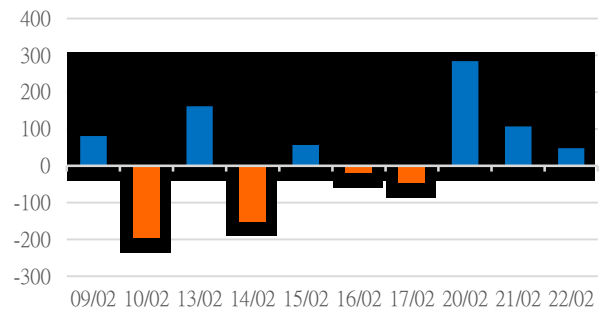
證券代碼	買超金額 (Mil.VND)	證券代碼	賣超金額 (Mil.VND)
CEO	443.50	DVM	331
PVS	409.00	IDJ	0.9
L18	149.10	SHS	0.9

HNX 自營交易最大前名

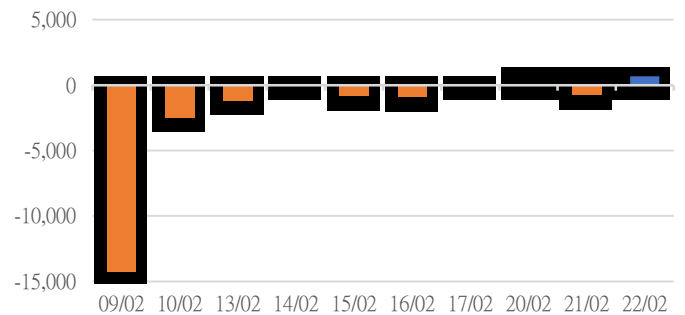
證券代碼	買超金額 (Mil.VND)	證券代碼	賣超金額 (Mil.VND)
QNS	1,942		
BSR	1,660		
MCH	428		

UPCoM 自營交易最大前名

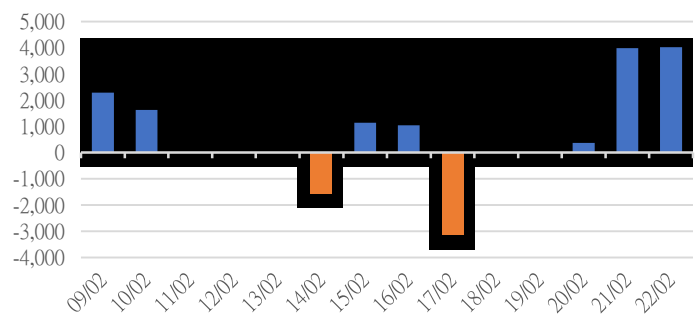
HSX 自營交易每日買/賣超 (Bil.VND)



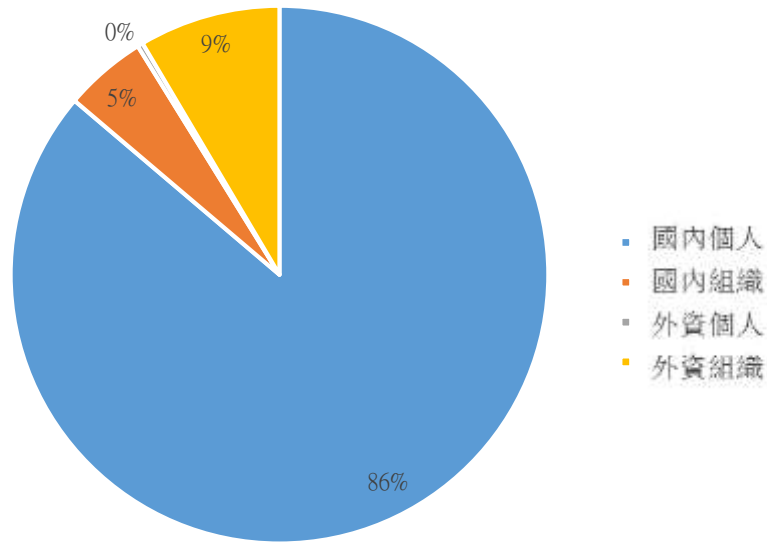
HNX 自營交易每日買/賣超 (Mil.VND)



UPCoM 自營交易每日買/賣超 (Mil.VND)



越南證券市場投資人類別統計



資料源: FiiPro - YSVN

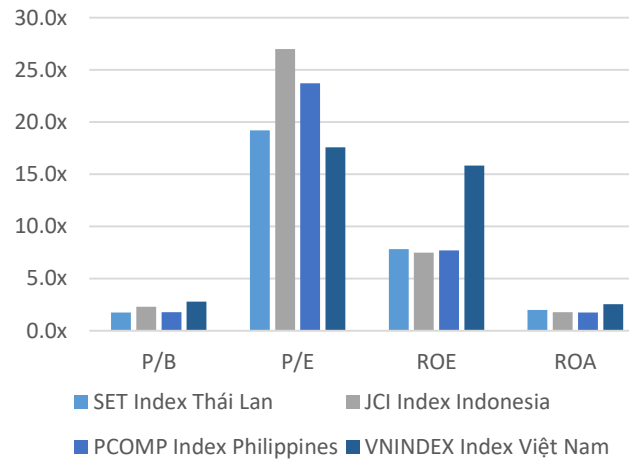
東南亞主要市場走勢比較



東南亞主要市場數據

		Thailand	Indonesia	Philippines	Vietnam
P/B		1.6x	2.0x	1.7x	1.7x
P/E		17.4x	15.2x	15.5x	14.1x
ROE	%	9.30	13.51	10.86	14.03
ROA	%	2.36	3.72	2.48	2.19
Vốn hóa	Tỷ USD	584.36	627.31	176.90	182.77
GTGD	Triệu USD	1.45	0.50	0.05	0.44
LS cổ tức	%	2.81	2.62	2.14	1.77

源: Bloomberg & YSVN



元大證券（越南）公司

個人客戶分析部

Nguyễn Thế Minh
研究分析經理
+84 28 3622 6868 ext 3826
minh.nguyen@yuanta.com.vn

Lý Thị Hiền
研究分析主管
+84 28 3622 6868 ext 3908
hien.ly@yuanta.com.vn

Quách Đức Khánh
研究分析副主管
+84 28 3622 6868 ext 3833
khanh.quach@yuanta.com.vn

Khổng Hữu Hiệp
高級分析專員
+84 28 3622 6868 ext 3912
hiep.khong@yuanta.com.vn

Nguyễn Trịnh Ngọc Hồng
高級分析專員
+84 28 3622 6868 ext 3832
hong.nguyen@yuanta.com.vn

Phạm Tấn Phát
高級分析專員
+84 28 3622 6868 ext 3880
phat.pham@yuanta.com.vn

個人客戶業務部

Phạm Đắc Thành
北部分行經理
+84 28 3622 6868 ext 3416
thanh.pham@yuanta.com.vn

Võ Thị Thu Thủy
平陽分行經理
+84 28 3622 6868 ext 3505
thuy.vo@yuanta.com.vn

Lương Kỳ Ty
堤岸分行經理
+84 28 3622 6868 ext 3653
ty.luong@yuanta.com.vn

Bùi Quốc Phong
同奈分行經理
+84 28 3622 6868 ext 3701
phong.bui@yuanta.com.vn

Võ Đình Tuấn
峴港分行經理
+84 28 3622 6868 ext 3301
tuan.vo@yuanta.com.vn

Nguyễn Việt Quang
河內分行經理
+84 28 3622 6868 ext 3404
quang.nguyen@yuanta.com.vn

Đinh Thị Thu Cúc
頭頓分行經理
+84 28 3622 6868 ext 3203
cuc.dinh@yuanta.com.vn

Appendix A: Important Disclosures

Analyst Certification

Each research analyst primarily responsible for the content of this research report, in whole or in part, certifies that with respect to each security or issuer that the analyst covered in this report: (1) all of the views expressed accurately reflect his or her personal views about those securities or issuers; and (2) no part of his or her compensation was, is, or will be, directly or indirectly, related to the specific recommendations or views expressed by that research analyst in the research report.

Ratings Definitions

BUY: We have a positive outlook on the stock based on our expected absolute or relative return over the investment period. Our thesis is based on our analysis of the company's outlook, financial performance, catalysts, valuation and risk profile. We recommend investors add to their position.

HOLD-Outperform: In our view, the stock's fundamentals are relatively more attractive than peers at the current price. Our thesis is based on our analysis of the company's outlook, financial performance, catalysts, valuation and risk profile.

HOLD-Underperform: In our view, the stock's fundamentals are relatively less attractive than peers at the current price. Our thesis is based on our analysis of the company's outlook, financial performance, catalysts, valuation and risk profile.

SELL: We have a negative outlook on the stock based on our expected absolute or relative return over the investment period. Our thesis is based on our analysis of the company's outlook, financial performance, catalysts, valuation and risk profile. We recommend investors reduce their position.

Under Review: We actively follow the company, although our estimates, rating and target price are under review.

Restricted: The rating and target price have been suspended temporarily to comply with applicable regulations and/or Yuanta policies.

Note: Yuanta research coverage with a Target Price is based on an investment period of 12 months. Greater China Discovery Series coverage does not have a formal 12 month Target Price and the recommendation is based on an investment period specified by the analyst in the report.

Global Disclaimer

© 2018 Yuanta. All rights reserved. The information in this report has been compiled from sources we believe to be reliable, but we do not hold ourselves responsible for its completeness or accuracy. It is not an offer to sell or solicitation of an offer to buy any securities. All opinions and estimates included in this report constitute our judgment as of this date and are subject to change without notice.

This report provides general information only. Neither the information nor any opinion expressed herein constitutes an offer or invitation to make an offer to buy or sell securities or other investments. This material is prepared for general circulation to clients and is not intended to provide tailored investment advice and does not take into account the individual financial situation and objectives of any specific person who may receive this report. Investors should seek financial advice regarding the appropriateness of investing in any securities, investments or investment strategies discussed or recommended in this report. The information contained in this report has been compiled from sources believed to be reliable but no representation or warranty, express or implied, is made as to its accuracy, completeness or correctness. This report is not (and should not be construed as) a solicitation to act as securities broker or dealer in any jurisdiction by any person or company that is not legally permitted to carry on such business in that jurisdiction.

Yuanta research is distributed in the United States only to Major U.S. Institutional Investors (as defined in Rule 15a-6 under the Securities Exchange Act of 1934, as amended and SEC staff interpretations thereof). All transactions by a US person in the securities mentioned in this report must be effected through a registered broker-dealer under Section 15 of the Securities Exchange Act of 1934, as amended. Yuanta research is distributed in Taiwan by Yuanta Securities Investment Consulting. Yuanta research is distributed in Hong Kong by Yuanta Securities (Hong Kong) Co. Limited, which is licensed in Hong Kong by the Securities and Futures Commission for regulated activities, including Type 4 regulated activity (advising on securities). In Hong Kong, this research report may not be redistributed, retransmitted or disclosed, in whole or in part or any form or manner, without the express written