

當日市場：市場繼續處於平靜的走勢

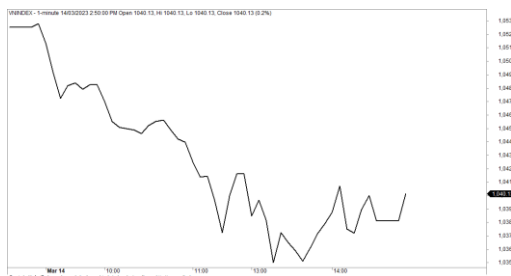
2023/03/15

市場走勢

市場指數	VNI	HNI	UPCOM
收盤	1,040.13	202.55	75.77
%日	-1.20%	-1.60%	-0.80%
%週	0.22%	-2.39%	-0.53%
%月	0.14%	-1.13%	-2.78%
%年	-28.08%	-53.60%	-34.14%
成交值(Bil.VND)			
當日	9,763	1,044	442
日均量/週	9,932	1,025	418
日均量/月	9,045	1,024	410
外資進出			
買進	1,324.04	18.82	15.00
賣出	937.94	5.28	3.14
買賣超	386.09	13.53	11.86
市場漲跌家數			
上漲	138	57	149
下跌	305	115	107
持平	56	73	84
市場指標			
P/E	11.78	14.94	12.12
總市值 (兆盾)	4,232	259	977
股息殖利率	3.04%	6.19%	4.48%

資料源: Bloomberg - YSVN

VNINDEX



HNIINDEX



市場走勢

謹慎的需求導致指數在當日下跌，跌幅占主導地位。VN-Index 收盤下跌 1.2% 至 1,037.35 點，HNX-Index 和 Upcom-Index 分別下跌 1.6% 和 0.8%。3 大市場的交易額達到 1 兆 585 億越南盾。

STB、BID、VIB、HDB 等一些銀行股以拋售壓力為主，跌幅超過 2%。此外，HPG 在當日也被強勁拋售，並下跌 3.8%，收於 20,300 越南盾。VJC 和 SAB 是 VN30-Index 中唯一上漲的兩檔股票。

現金流謹慎導致漲幅比較縮小，主要是一些流動性較低的股票，如 KDC、SCS、VSC。

外資在整個市場買超 4,100 億越南盾，其中 VHM（690 億）、SSI（610 億）、HSG（610 億）在買超方面領先。另一方面，E1VFN30（310 億）、STB（290 億）、VCB（190 億）被拋售最多的股票。

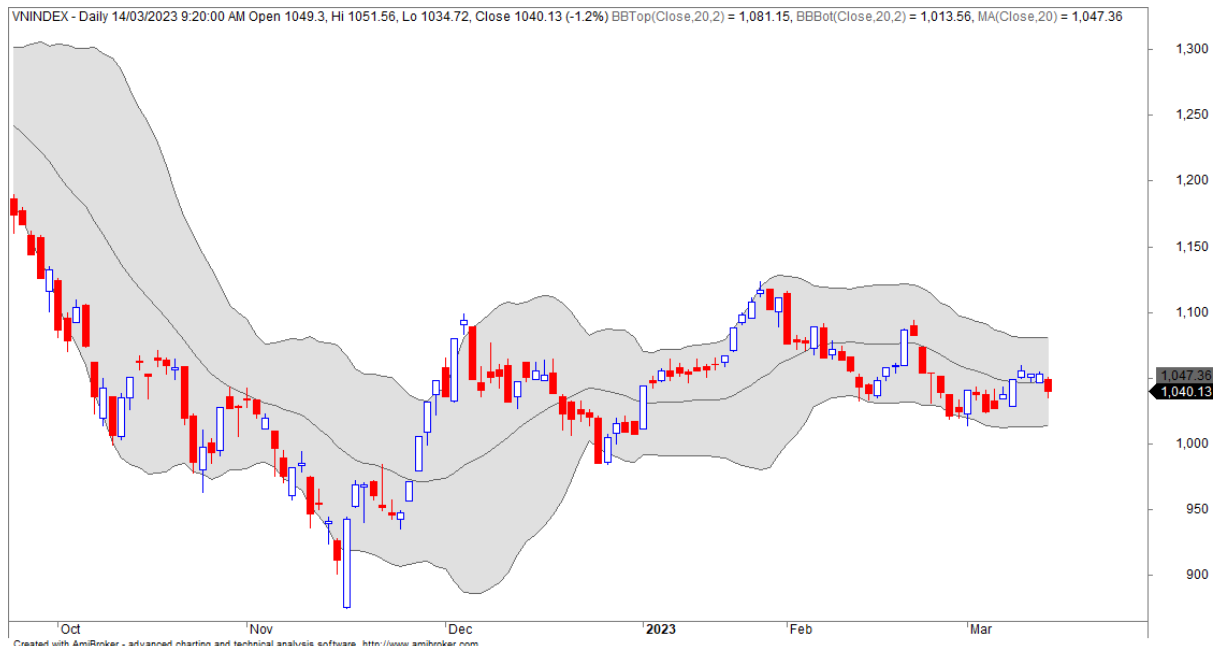
市場短期觀點

我們認為市場可能會繼續橫盤整理，VN-Index 可能會在 1,040 點附近波動。同時，市場仍處於短期調整階段，因此短期現金流可能會在各類股票之間繼續分化，流動性仍然較低。此外，短期情緒指標繼續下跌，顯示由於受美股事件的影響，投資者再度謹慎。

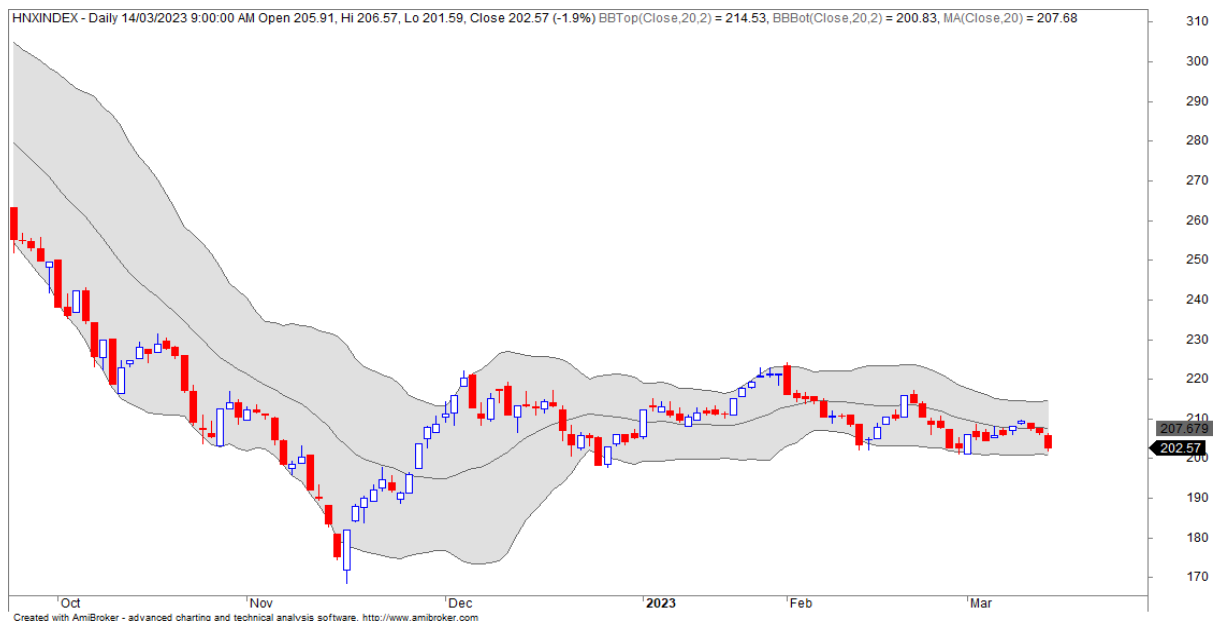
大盤的短期走勢依然下跌。因此，我們建議短期投資者可以繼續持有投資組合 40% 以下的低比例的股票。

請在 <https://ysradar.yuanta.com.vn/> 查看有關股票的信號。

技術分析圖



指數技術分析圖 VN-Index



指數技術分析圖 HNX-Index

指數	短期趨勢	中期趨勢	阻力區 1	阻力區 2	支撐區 1	支撐區 2
VN-Index	下跌	上漲	1110	1130	870	800
HNX-Index	下跌	上漲	197	210	189	160
VN30	下跌	上漲	1120	1140	980	960
VNMidcaps	下跌	上漲	1,030	1200	963	900
VNSmallcaps	下跌	上漲	1000	1150	804	750

胡志明市交易所 (HSX)

	收盤	漲跌%
VNI	1040.13	-1.20%
VN30	1037.35	-1.21%
VN Mid	1263.4	-1.75%
VN Small	1090.64	-1.61%

河內交易所 (HSX)

	收盤	漲跌%
HNI	202.55	-1.60%
HN30	354.01	-2.62%
VNX AllSh	983.2	-1.39%

UPCOM 市場 (UPCoM)

	收盤	漲跌%
UPCoM	75.77	-0.80%

外資交易	成交值 (Bil.VND)
買進	1324.04
賣出	937.94
買超/賣超	386.09

外資交易	成交值 (Bil.VND)
買進	18.82
賣出	5.28
買超/賣超	13.53

外資交易	成交值 (Bil.VND)
買進	15.00
賣出	3.14
買超/賣超	11.86

上漲排名/ 股碼	漲跌(VND)	漲跌%
D2D	1600	6.97%
DXS	200	3.30%
LCG	250	2.06%
KDC	1000	1.82%
VSC	500	1.69%

上漲排名/ 股碼	漲跌(VND)	漲跌%
DVM	900	6.12%
LHC	2100	4.23%
DTD	200	1.54%
HTP	300	0.77%
GKM	0	0.00%

上漲排名/ 股碼	漲跌(VND)	漲跌%
VFS	3120	12.84%
VLB	1004	3.46%
APF	2121	2.85%
PAT	1486	1.73%
BWS	0	0.00%

下跌排名/ 股碼	漲跌(VND)	漲跌%
APG	-460	-6.98%
PSH	-400	-6.50%
DQC	-1150	-6.12%
HTN	-650	-6.07%
PVD	-1300	-5.94%

下跌排名/ 股碼	漲跌(VND)	漲跌%
HUT	-1100	-6.88%
NDN	-500	-6.25%
AMV	-200	-5.13%
PVS	-1200	-4.60%
PVC	-700	-4.58%

下跌排名/ 股碼	漲跌(VND)	漲跌%
VGT	-423	-3.71%
C4G	-363	-3.27%
SGI	-600	-3.23%
G36	-179	-2.63%
BSR	-316	-1.96%

*備註：市值>5,000 億盾；成交值>15 億盾

市值排名/ 股碼	Bil.VND
VCB	433,025
BID	233,957
GAS	206,898
VIC	203,283
VHM	194,858

市值排名/ 股碼	Bil.VND
THD	13,825
BAB	13,376
IDC	12,903
KSF	12,840
PVS	12,475

市值排名/ 股碼	Bil.VND
ACV	181,503
VGI	61,829
VEA	50,303
BSR	50,005
MCH	48,753

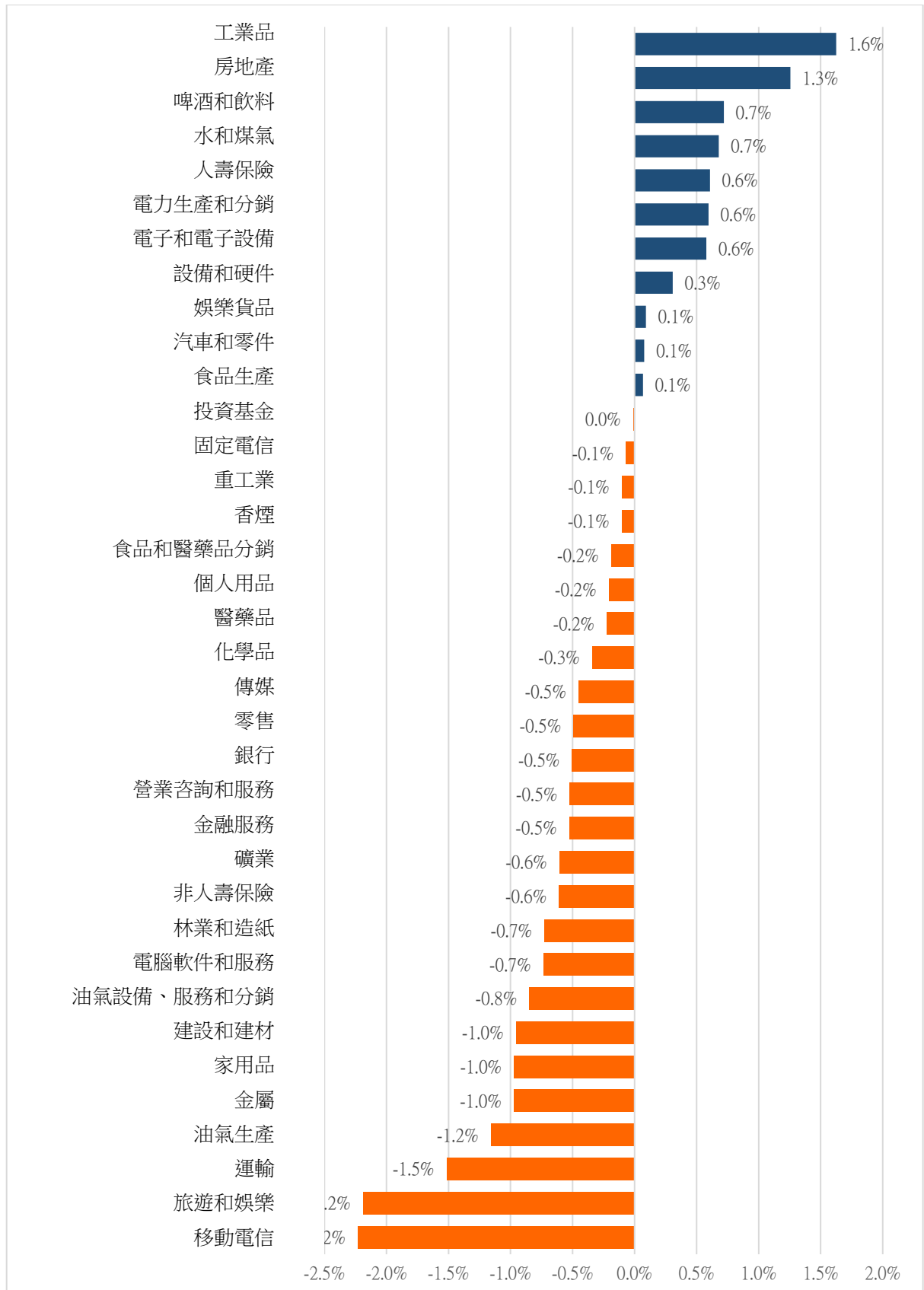
交易量排名/ 股碼	成交值	30 日均
HPG	30,915,700	20,554,013
STB	25,349,600	18,088,860
HSG	25,155,000	20,633,666
VPB	23,143,900	15,041,498
SHB	22,661,700	9,501,740

交易量排名/ 股碼	成交值	30 日均
SHS	14,828,765	9,531,340
PVS	9,325,846	6,873,949
CEO	6,186,850	6,886,604
IDC	4,013,757	3,236,777
HUT	3,495,837	1,563,250

交易量排 名/股碼	成交值	30 日均
BSR	7,229,110	7,478,332
C4G	3,256,492	2,842,613
SEA	2,870,000	711
LMH	2,181,133	1,902,958
CEN	1,688,575	122,855

資料源: Bloomberg & Yuanta Research

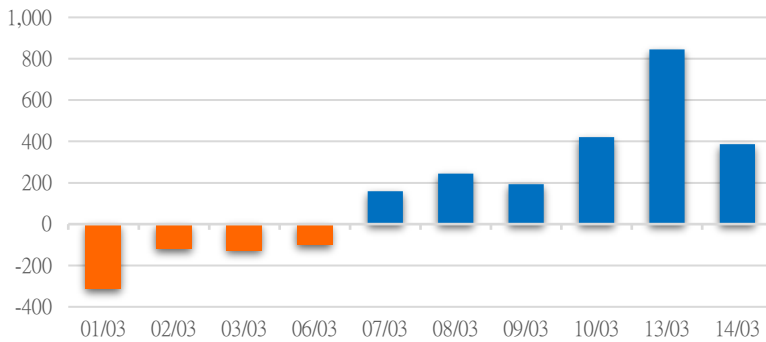
各行業板塊的交易走勢



資料源: FiinPro - YSVN

外資買進賣統計

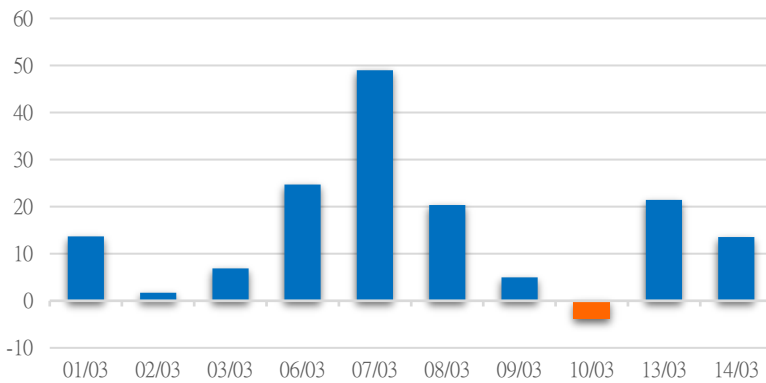
HSX 外資每日買/賣超



證券代碼	買超金額 (Mil.VND)	證券代碼	賣超金額 (Mil.VND)
VHM	69,227	E1VFN30	31,223
SSI	60,754	STB	28,500
HSG	60,440	VCB	17,043
POW	57,957	NLG	9,043
VNM	30,774	BID	8,760

HSX 外資買/賣超的前 5 名

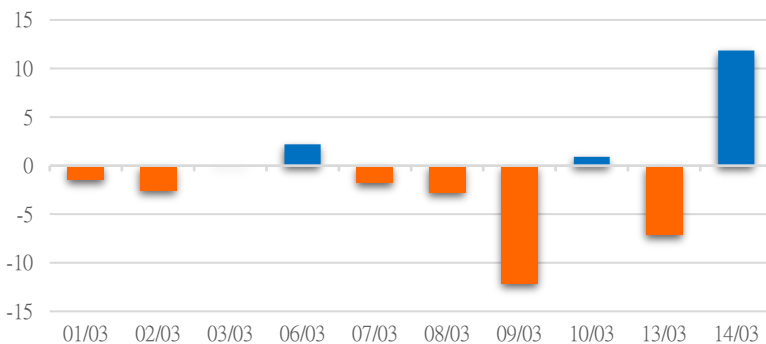
HNX 外資每日買/賣超



證券代碼	買超金額 (Mil.VND)	證券代碼	賣超金額 (Mil.VND)
IDC	9,080	PLC	1,694
TNG	4,689	BVS	825
PVI	1,807	SHS	643
PVS	626	NVB	48
THD	366	NDN	39

HNX 外資買/賣超的前 5 名

UPCOM 外資每日買/賣超



證券代碼	買超金額 (Mil.VND)	證券代碼	賣超金額 (Mil.VND)
BSR	5,747	PGB	203
VTP	2,734	RIC	121
CST	1,576	CSI	49
MFS	483	VGI	20
ACV	475	LCM	5

UPCOM 外資買/賣超的前 5 名

源: FiinPro - YSVN

自營統計

證券代碼	買超金額 (Mil.VND)	證券代碼	賣超金額 (Mil.VND)
E1VFN30	40,477	GMD	1,641
MSN	21,443	FUEVN100	495
STB	17,797	LPB	378
VNM	16,579	OCB	280
HPG	16,100	KDH	260

HSX 自營交易最大前名

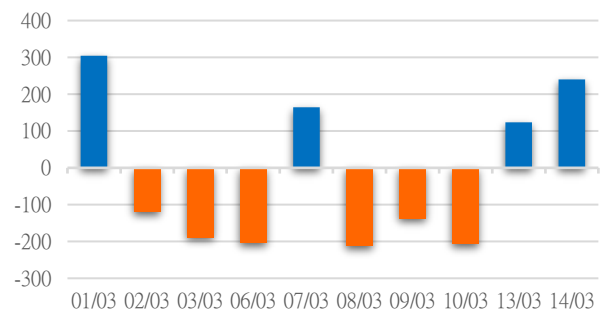
證券代碼	買超金額 (Mil.VND)	證券代碼	賣超金額 (Mil.VND)
IDC	1,250.60	DVM	14
TNG	1,099.99		
HLC	0.10		

HNX 自營交易最大前名

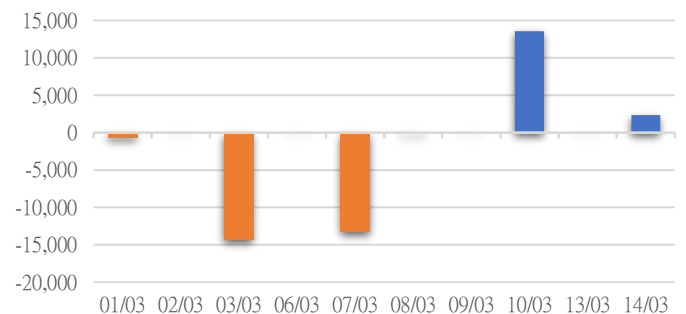
證券代碼	買超金額 (Mil.VND)	證券代碼	賣超金額 (Mil.VND)
DVN	0.17	BDT	4,647
		QTP	89
		ACV	16.8

UPCoM 自營交易最大前名

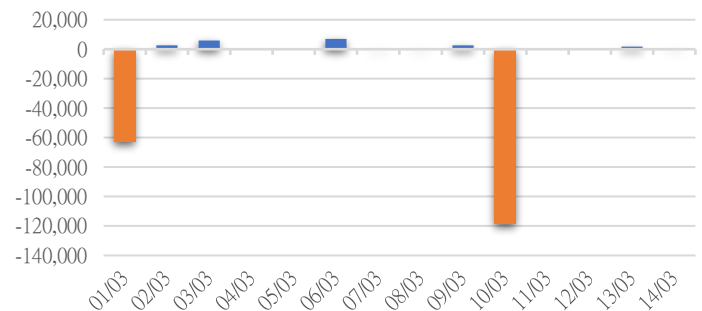
HSX 自營交易每日買/賣超 (BiL.VND)



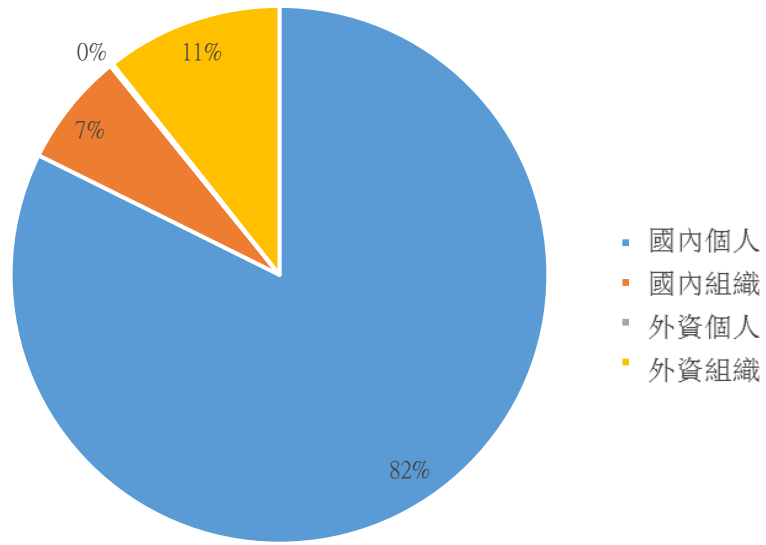
HNX 自營交易每日買/賣超 (Mil.VND)



UPCoM 自營交易每日買/賣超 (Mil.VND)

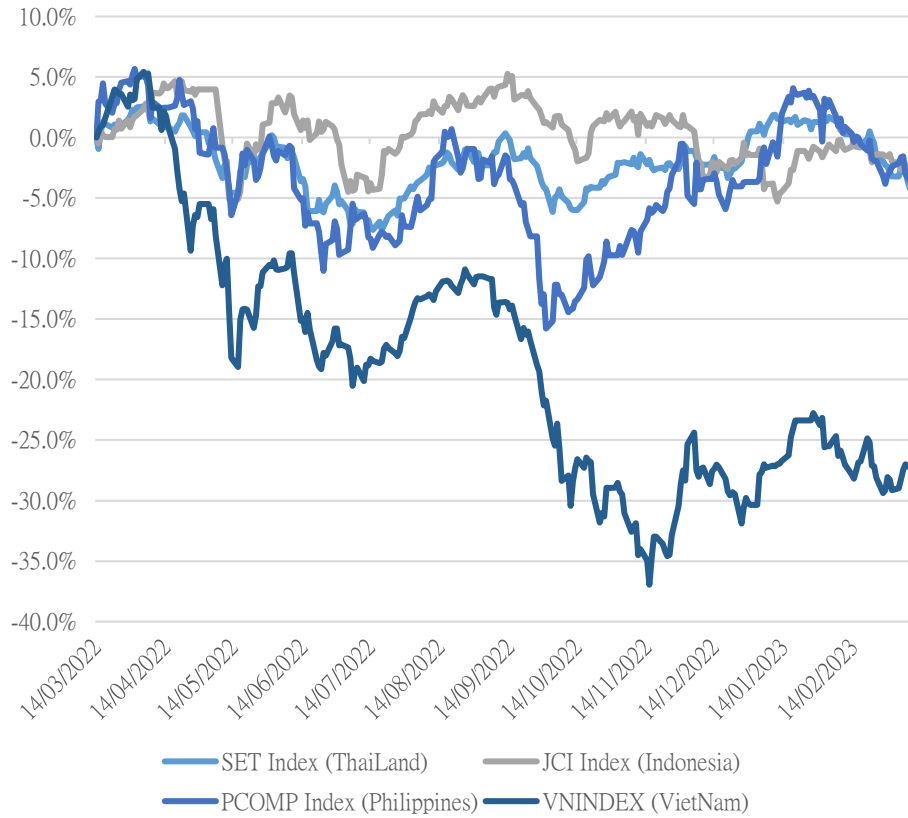


越南證券市場投資人類別統計



資料源: FiinPro - YSVN

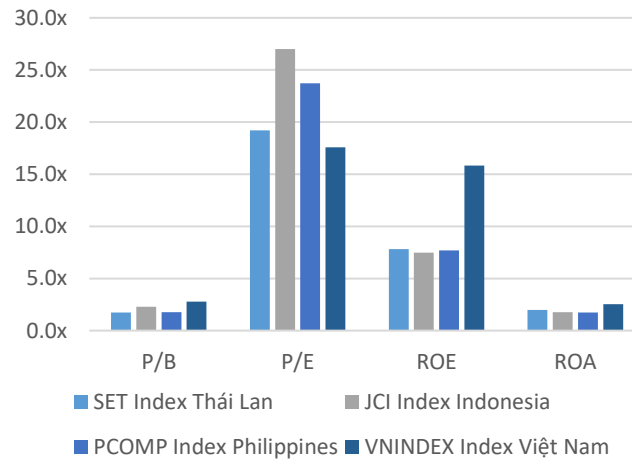
東南亞主要市場走勢比較



東南亞主要市場數據

		Thailand	Indonesia	Philippines	Vietnam
P/B		1.6x	2.0x	1.6x	1.6x
P/E		19.3x	15.0x	15.2x	13.3x
ROE	%	8.45	13.51	10.86	13.99
ROA	%	2.11	3.72	2.48	2.20
Vốn hóa	Tỷ USD	562.23	619.37	173.92	172.48
GTGD	Triệu USD	1.34	0.51	0.08	0.25
LS cổ tức	%	2.82	2.64	2.17	1.76

源: Bloomberg & YSVN



元大證券（越南）公司

個人客戶分析部

Nguyễn Thế Minh
研究分析經理
+84 28 3622 6868 ext 3826
minh.nguyen@yuanta.com.vn

Lý Thị Hiên
研究分析主管
+84 28 3622 6868 ext 3908
hien.ly@yuanta.com.vn

Quách Đức Khánh
研究分析副主管
+84 28 3622 6868 ext 3833
khanh.quach@yuanta.com.vn

Khổng Hữu Hiệp
高級分析專員
+84 28 3622 6868 ext 3912
hiep.khong@yuanta.com.vn

Nguyễn Trịnh Ngọc Hồng
高級分析專員
+84 28 3622 6868 ext 3832
hong.nguyen@yuanta.com.vn

Phạm Tấn Phát
高級分析專員
+84 28 3622 6868 ext 3880
phat.pham@yuanta.com.vn

個人客戶業務部

Phạm Đắc Thành
北部分行經理
+84 28 3622 6868 ext 3416
thanh.pham@yuanta.com.vn

Võ Thị Thu Thủy
平陽分行經理
+84 28 3622 6868 ext 3505
thuy.vo@yuanta.com.vn

Lương Kỳ Ty
堤岸分行經理
+84 28 3622 6868 ext 3653
ty.luong@yuanta.com.vn

Bùi Quốc Phong
同奈分行經理
+84 28 3622 6868 ext 3701
phong.bui@yuanta.com.vn

Võ Đình Tuấn
峴港分行經理
+84 28 3622 6868 ext 3301
tuan.vo@yuanta.com.vn

Nguyễn Việt Quang
河內分行經理
+84 28 3622 6868 ext 3404
quang.nguyen@yuanta.com.vn

Đinh Thị Thu Cúc
頭頓分行經理
+84 28 3622 6868 ext 3203
cuc.dinh@yuanta.com.vn

Appendix A: Important Disclosures

Analyst Certification

Each research analyst primarily responsible for the content of this research report, in whole or in part, certifies that with respect to each security or issuer that the analyst covered in this report: (1) all of the views expressed accurately reflect his or her personal views about those securities or issuers; and (2) no part of his or her compensation was, is, or will be, directly or indirectly, related to the specific recommendations or views expressed by that research analyst in the research report.

Ratings Definitions

BUY: We have a positive outlook on the stock based on our expected absolute or relative return over the investment period. Our thesis is based on our analysis of the company's outlook, financial performance, catalysts, valuation and risk profile. We recommend investors add to their position.

HOLD-Outperform: In our view, the stock's fundamentals are relatively more attractive than peers at the current price. Our thesis is based on our analysis of the company's outlook, financial performance, catalysts, valuation and risk profile.

HOLD-Underperform: In our view, the stock's fundamentals are relatively less attractive than peers at the current price. Our thesis is based on our analysis of the company's outlook, financial performance, catalysts, valuation and risk profile.

SELL: We have a negative outlook on the stock based on our expected absolute or relative return over the investment period. Our thesis is based on our analysis of the company's outlook, financial performance, catalysts, valuation and risk profile. We recommend investors reduce their position.

Under Review: We actively follow the company, although our estimates, rating and target price are under review.

Restricted: The rating and target price have been suspended temporarily to comply with applicable regulations and/or Yuanta policies.

Note: Yuanta research coverage with a Target Price is based on an investment period of 12 months. Greater China Discovery Series coverage does not have a formal 12 month Target Price and the recommendation is based on an investment period specified by the analyst in the report.

Global Disclaimer

© 2018 Yuanta. All rights reserved. The information in this report has been compiled from sources we believe to be reliable, but we do not hold ourselves responsible for its completeness or accuracy. It is not an offer to sell or solicitation of an offer to buy any securities. All opinions and estimates included in this report constitute our judgment as of this date and are subject to change without notice.

This report provides general information only. Neither the information nor any opinion expressed herein constitutes an offer or invitation to make an offer to buy or sell securities or other investments. This material is prepared for general circulation to clients and is not intended to provide tailored investment advice and does not take into account the individual financial situation and objectives of any specific person who may receive this report. Investors should seek financial advice regarding the appropriateness of investing in any securities, investments or investment strategies discussed or recommended in this report. The information contained in this report has been compiled from sources believed to be reliable but no representation or warranty, express or implied, is made as to its accuracy, completeness or correctness. This report is not (and should not be construed as) a solicitation to act as securities broker or dealer in any jurisdiction by any person or company that is not legally permitted to carry on such business in that jurisdiction.

Yuanta research is distributed in the United States only to Major U.S. Institutional Investors (as defined in Rule 15a-6 under the Securities Exchange Act of 1934, as amended and SEC staff interpretations thereof). All transactions by a US person in the securities mentioned in this report must be effected through a registered broker-dealer under Section 15 of the Securities Exchange Act of 1934, as amended. Yuanta research is distributed in Taiwan by Yuanta Securities Investment Consulting. Yuanta research is distributed in Hong Kong by Yuanta Securities (Hong Kong) Co. Limited, which is licensed in Hong Kong by the Securities and Futures Commission for regulated activities, including Type 4 regulated activity (advising on securities). In Hong Kong, this research report may not be redistributed, retransmitted or disclosed, in whole or in part or any form or manner, without the express written