

當日市場：市場重新上漲

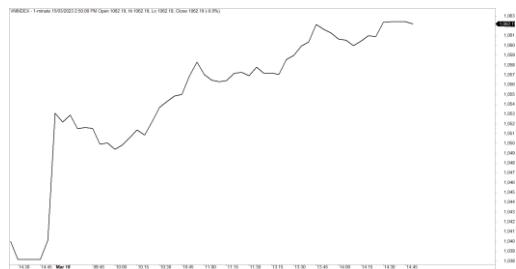
2023/03/16

市場走勢

市場指數	VNI	HNI	UPCOM
收盤	1,062.19	207.01	76.59
%日	2.12%	2.20%	1.08%
%週	1.24%	-0.80%	0.13%
%月	1.33%	-0.46%	-3.62%
%年	-26.88%	-53.33%	-33.72%
<b>成交值(Bil.VND)</b>			
當日	9,763	1,044	442
日均量/週	10,360	998	422
日均量/月	9,233	1,052	420
<b>外資進出</b>			
買進	1,177.57	31.31	22.10
賣出	957.85	1.90	22.15
買賣超	219.73	29.41	-0.06
<b>市場漲跌家數</b>			
上漲	138	132	149
下跌	305	46	107
持平	56	73	84
<b>市場指標</b>			
P/E	11.64	14.74	12.07
總市值 (兆盾)	4,181	255	973
股息殖利率	3.05%	6.28%	4.44%

資料源: Bloomberg – YSVN

VNINDEX



HNIINDEX



市場走勢

在國家銀行下調營業利率以及美國股市處於積極的走勢的消息傳出後，越南股指開盤時大幅上漲，並維持上漲趨勢至尾盤。VN-Index 收於 1062.19 點，上漲 2.12%，HNX-Index 和 Upcom-Index 分別上漲 2.2% 和 1.08%。3 大市場的交易額均為 10 兆 4,710 億越南盾。

現金流流入銀行、證券、房地產、鋼鐵等主要股票，其中 SSI、VND、VCI 以漲停收盤，而 HPG、BID、ACB、NVL、VIB、TCB、STB、PDR、GVR 上漲超過 3%。在跌幅方面，SAB 和 GAS 在 VN30-Index 中 小幅下跌。

上漲股數量完全占主導地位，顯示市場情緒相當積極。多檔股票和行業上漲，如 VNMid Index 和 VNSml Index 等中小型股分別上漲 2.79% 和 2.75%。

外資在整個市場買超 2,470 億越南盾，其中 HPG（630 億）、POW（590 億）、HSG（400 億）在買超方面領先。另一方面，VCB（470 億）、VRE（250 億）、GMD（110 億）被拋售最多的股票。

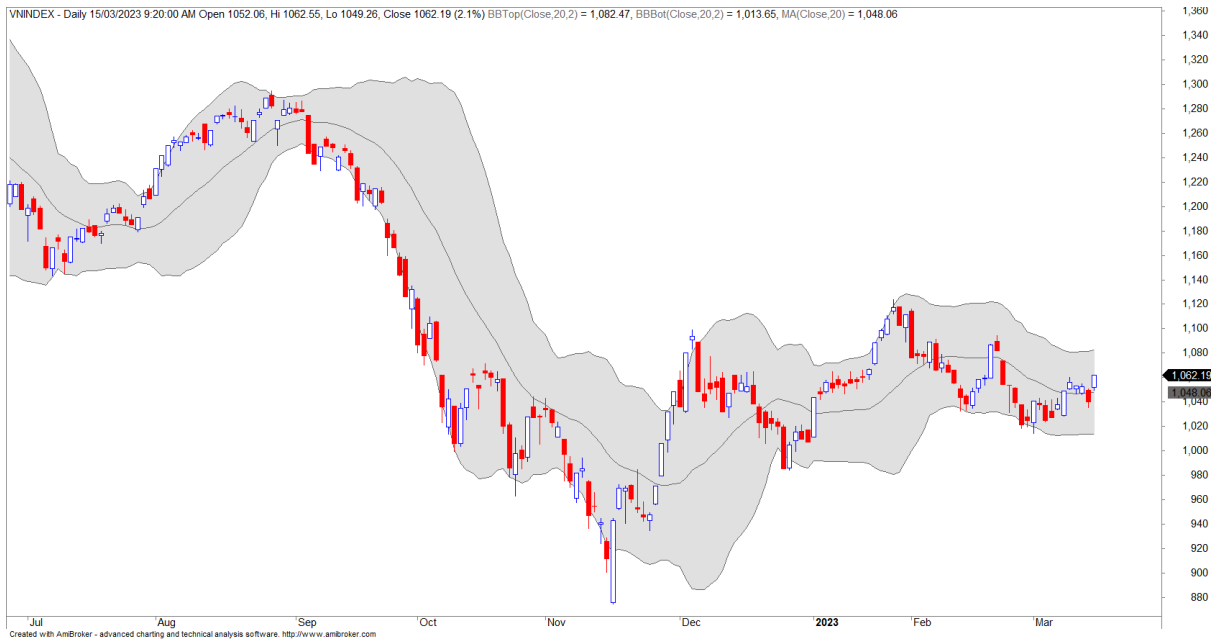
市場短期觀點

我們認為 VN-Index 在下個交易日可能在 1,063 點附近波動。若 VN-Index 突破 1063 點，則的短期趨勢可能更加積極，而 VN-Index 可能會重新下跌，並回歸短期調整狀態。積極點是，市場有進入積極劇烈波動期的跡象。此外，短期情緒指標小幅上漲，顯示投資者對當前市場走勢仍未完全樂觀。

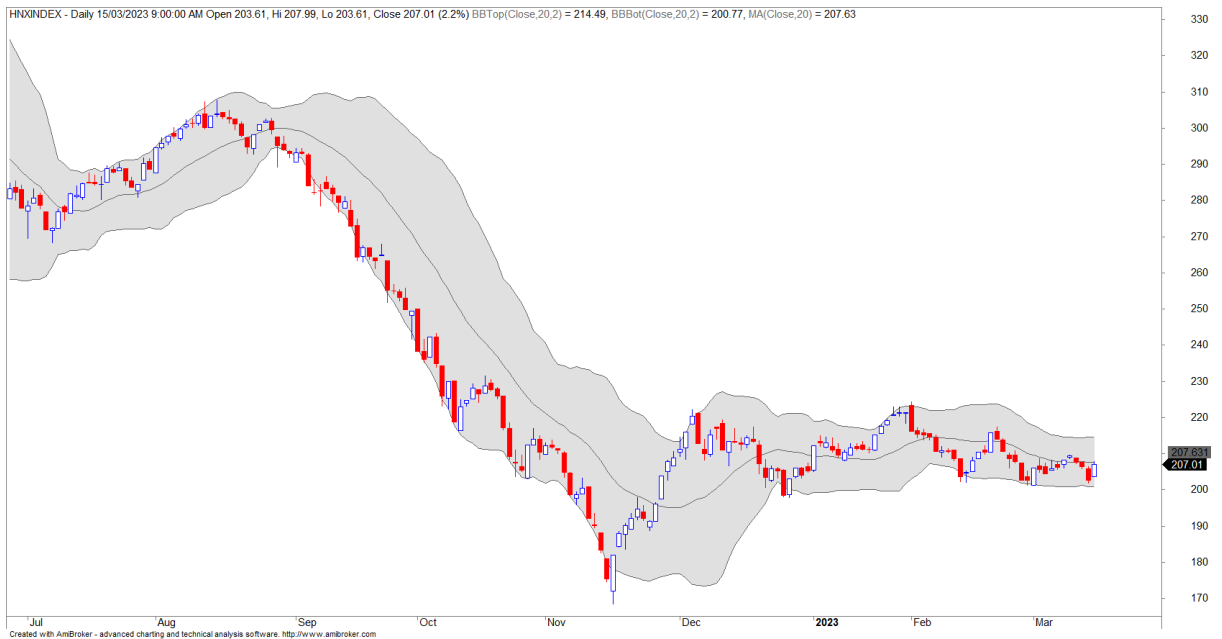
大盤的短期走勢依然下跌。因此，我們建議短期投資者僅應持有投資組合 40% 以下的低比例股票，並可以以 5% 的低比例股票買進，或者等到 VN-Index 在下個交易日完全突破 1,063 點時考慮買進。

請在 <https://ysradar.yuanta.com.vn/> 查看有關股票的信號。

技術分析圖



指數技術分析圖 VN-Index



指數技術分析圖 HNX-Index

指數	短期趨勢	中期趨勢	阻力區 1	阻力區 2	支撐區 1	支撐區 2
VN-Index	下跌	上漲	1110	1130	870	800
HNX-Index	下跌	上漲	197	210	189	160
VN30	下跌	上漲	1120	1140	980	960
VNMidcaps	下跌	上漲	1,030	1200	963	900
VNSmallcaps	下跌	上漲	1000	1150	804	750

**胡志明市交易所 (HSX)**

	收盤	漲跌%
VNI	1062.19	2.12%
VN30	1064.38	2.61%
VN Mid	1298.68	2.79%
VN Small	1120.66	2.75%

**河內交易所 (HSX)**

	收盤	漲跌%
HNI	207.01	2.20%
HN30	368.8	4.18%
VNX AllSh	1009.38	2.66%

**UPCOM 市場 (UPCoM)**

	收盤	漲跌%
UPCoM	76.59	1.08%

外資交易	成交值 (Bil.VND)
買進	1177.57
賣出	957.85
買超/賣超	219.73

外資交易	成交值 (Bil.VND)
買進	31.31
賣出	1.90
買超/賣超	29.41

外資交易	成交值 (Bil.VND)
買進	22.10
賣出	22.15
買超/賣超	-0.06

上漲排名/ 股碼	漲跌(VND)	漲跌%
HCM	1600	6.99%
VIX	470	6.98%
AGR	530	6.97%
VCI	1900	6.96%
PSH	400	6.96%

上漲排名/ 股碼	漲跌(VND)	漲跌%
SHS	800	9.76%
DVM	1500	9.62%
MBS	1200	9.23%
APS	800	8.99%
CEO	1600	8.16%

上漲排名/ 股碼	漲跌(VND)	漲跌%
DSC	1632	8.12%
AAS	604	6.36%
SBS	294	6.00%
TCI	381	5.22%
CSI	2926	4.98%

下跌排名/ 股碼	漲跌(VND)	漲跌%
SJS	-700	-1.56%
VRE	-300	-1.04%
DCL	-250	-1.02%
SHI	-100	-0.70%
GAS	-700	-0.65%

下跌排名/ 股碼	漲跌(VND)	漲跌%
PGS	-1000	-3.70%
HTP	-300	-0.76%
DDG	-300	-0.70%
DNP	0	0.00%
GKM	0	0.00%

下跌排名/ 股碼	漲跌(VND)	漲跌%
VFS	-1465	-5.35%
GHC	-16	-0.06%
PAT	3	0.00%
VOC	13	0.05%
DDV	53	0.63%

\*備註: 市值>5,000 億盾; 成交值>15 億盾

市值排名/ 股碼	Bil.VND
VCB	430,659
BID	227,886
GAS	206,132
VIC	202,139
VHM	194,858

市值排名/ 股碼	Bil.VND
THD	13,825
BAB	13,470
IDC	12,573
KSF	12,450
PVS	11,901

市值排名/ 股碼	Bil.VND
ACV	182,280
VGI	60,937
VEA	50,160
BSR	48,938
MCH	48,145

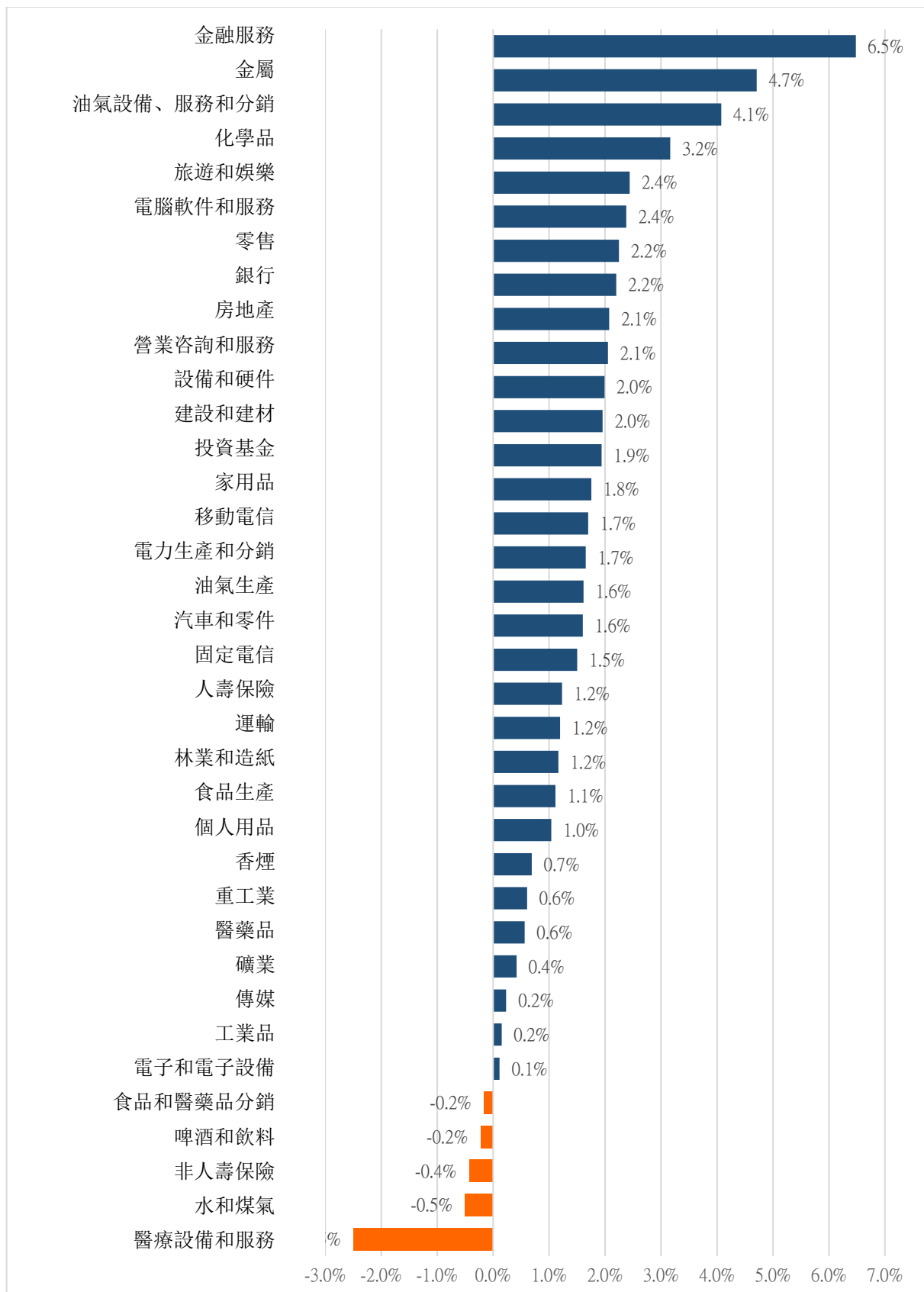
交易量排名/ 股碼	成交值	30 日均
VND	29,514,800	16,838,164
SSI	28,523,900	13,724,180
HPG	27,456,500	21,232,783
VPB	22,320,800	15,347,310
SHB	21,323,500	9,845,308

交易量排名/ 股碼	成交值	30 日均
SHS	29,685,914	9,979,671
CEO	7,701,007	6,984,595
PVS	5,646,479	7,162,866
MBS	3,745,063	1,749,593
IDC	3,092,774	3,336,176

交易量排 名/股碼	成交值	30 日均
BSR	7,728,430	7,590,259
SBS	3,036,896	1,085,501
LAW	2,989,000	65
C4G	2,082,081	2,955,035
LMH	1,754,850	1,973,553

資料源: Bloomberg & Yuanta Research

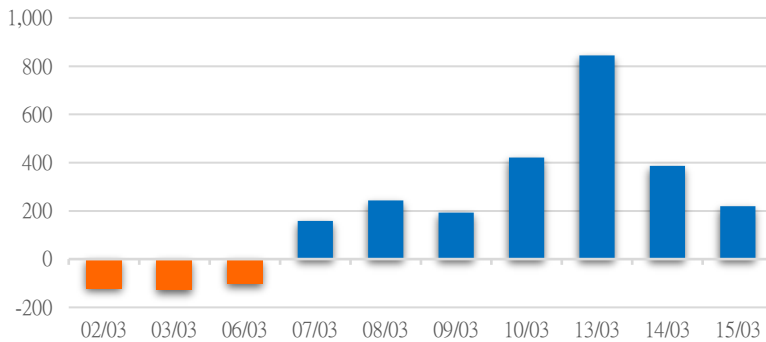
各行業板塊的交易走勢



資料源: FinPro – YSVN

外資買進賣統計

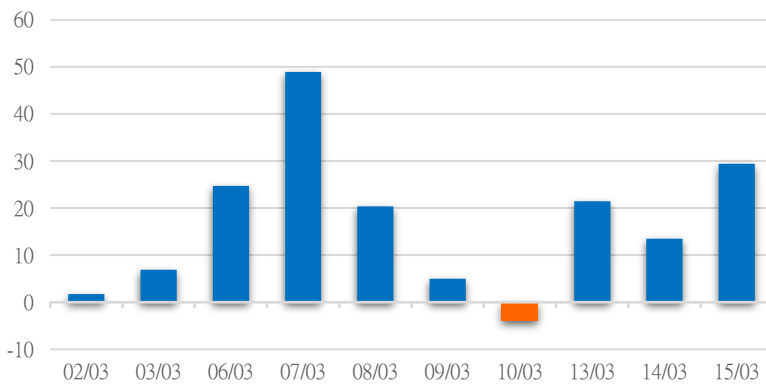
HSX 外資每日買/賣超



證券代碼	買超金額 (Mil.VND)	證券代碼	賣超金額 (Mil.VND)
HPG	63,056	VCB	47,158
POW	59,468	VRE	25,441
HSG	40,331	GMD	10,564
VHM	37,987	NLG	10,209
KBC	13,850	DGW	9,911

HSX 外資買/賣超的前 5 名

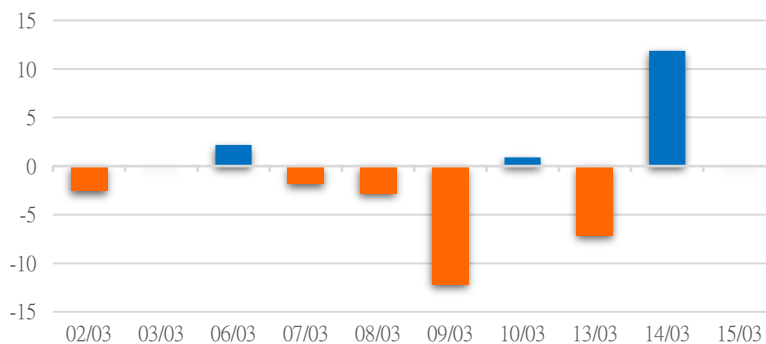
HNX 外資每日買/賣超



證券代碼	買超金額 (Mil.VND)	證券代碼	賣超金額 (Mil.VND)
PVS	25,449	TNG	533
IDC	2,437	BVS	351
TIG	915	INN	197
SHS	682	IVS	182
PLC	656	NVB	108

HNX 外資買/賣超的前 5 名

UPCOM 外資每日買/賣超



證券代碼	買超金額 (Mil.VND)	證券代碼	賣超金額 (Mil.VND)
ACV	2,607	QNS	3,982
GHC	412	VTP	160
MFS	239	AMS	112
ABI	166	VOC	97
BWS	159	RIC	27

UPCOM 外資買/賣超的前 5 名

源: FiiPro - YSVN

自營統計

證券代碼	買超金額 (Mil.VND)	證券代碼	賣超金額 (Mil.VND)
HPG	35,301	VCI	5,648
VPB	30,345	HSG	4,932
MSN	26,019	PVT	832
STB	25,651	PET	753
VNM	25,510	DGW	358

HSX 自營交易最大前名

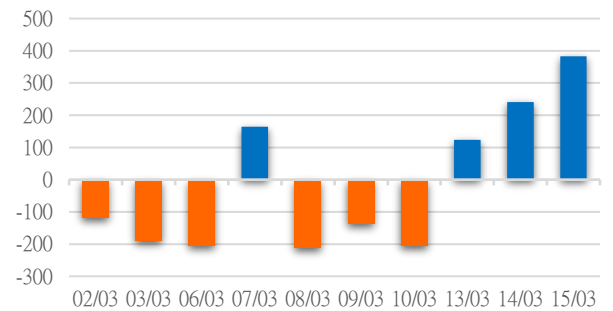
證券代碼	買超金額 (Mil.VND)	證券代碼	賣超金額 (Mil.VND)
IDC	6,211.70	TNG	558
		DVM	30.5

HNX 自營交易最大前名

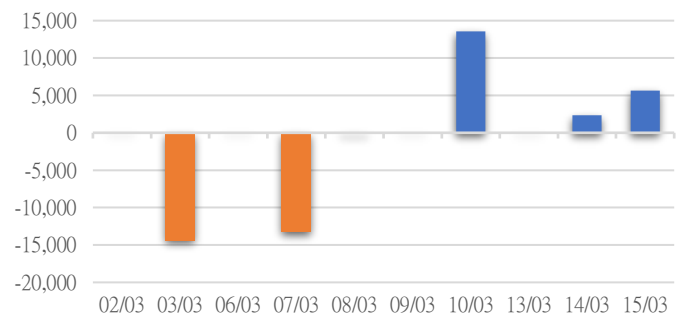
證券代碼	買超金額 (Mil.VND)	證券代碼	賣超金額 (Mil.VND)
QNS	777.56	ACV	8
MML	0		

UPCoM 自營交易最大前名

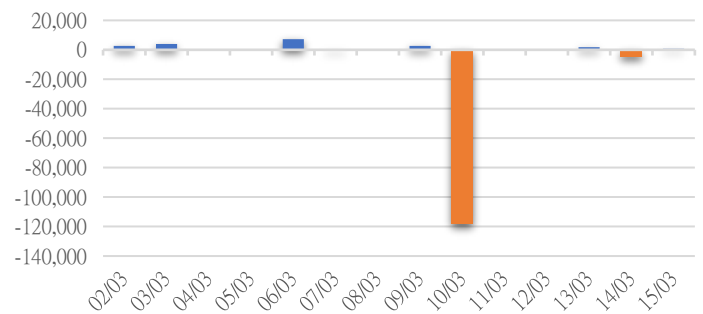
HSX 自營交易每日買/賣超 (Bil.VND)



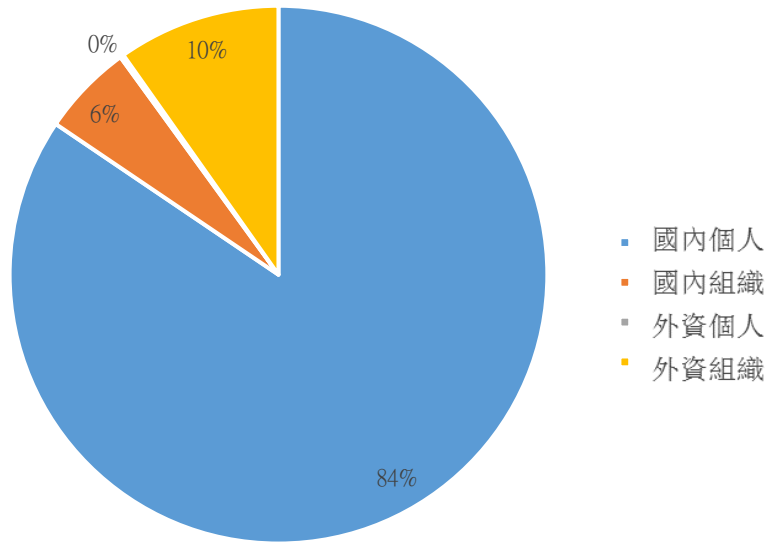
HNX 自營交易每日買/賣超 (Mil.VND)



UPCoM 自營交易每日買/賣超 (Mil.VND)



越南證券市場投資人類別統計



資料源: FiinPro – YSVN

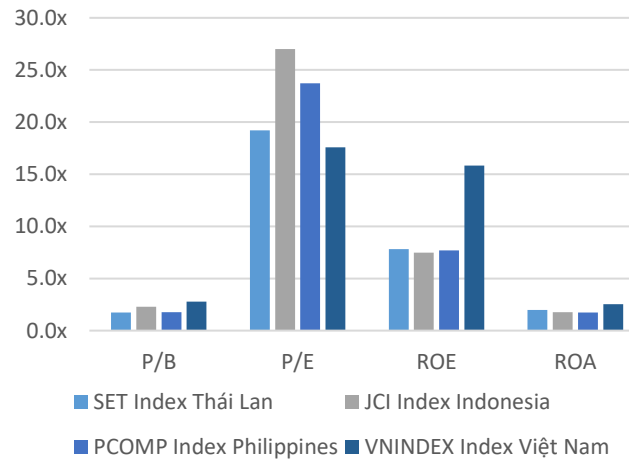
東南亞主要市場走勢比較



東南亞主要市場數據

		Thailand	Indonesia	Philippines	Vietnam
P/B		1.6x	2.0x	1.6x	1.6x
P/E		19.3x	15.0x	15.2x	13.3x
ROE	%	8.45	13.51	10.86	13.99
ROA	%	2.11	3.72	2.48	2.20
Vốn hóa	Tỷ USD	562.23	619.37	173.92	172.48
GTGD	Triệu USD	1.34	0.51	0.08	0.25
LS cổ tức	%	2.82	2.64	2.17	1.76

源: Bloomberg & YSVN





## 元大證券（越南）公司

### 個人客戶分析部

**Nguyễn Thế Minh**  
研究分析經理  
+84 28 3622 6868 ext 3826  
minh.nguyen@yuanta.com.vn

**Lý Thị Hiền**  
研究分析主管  
+84 28 3622 6868 ext 3908  
hien.ly@yuanta.com.vn

**Quách Đức Khánh**  
研究分析副主管  
+84 28 3622 6868 ext 3833  
khanh.quach@yuanta.com.vn

**Khổng Hữu Hiệp**  
高級分析專員  
+84 28 3622 6868 ext 3912  
hiep.khong@yuanta.com.vn

**Nguyễn Trịnh Ngọc Hồng**  
高級分析專員  
+84 28 3622 6868 ext 3832  
hong.nguyen@yuanta.com.vn

**Phạm Tấn Phát**  
高級分析專員  
+84 28 3622 6868 ext 3880  
phat.pham@yuanta.com.vn

### 個人客戶業務部

**Phạm Đắc Thành**  
北部分行經理  
+84 28 3622 6868 ext 3416  
thanh.pham@yuanta.com.vn

**Võ Thị Thu Thủy**  
平陽分行經理  
+84 28 3622 6868 ext 3505  
thuy.vo@yuanta.com.vn

**Lương Kỳ Ty**  
堤岸分行經理  
+84 28 3622 6868 ext 3653  
ty.luong@yuanta.com.vn

**Bùi Quốc Phong**  
同奈分行經理  
+84 28 3622 6868 ext 3701  
phong.bui@yuanta.com.vn

**Võ Đình Tuấn**  
峴港分行經理  
+84 28 3622 6868 ext 3301  
tuan.vo@yuanta.com.vn

**Nguyễn Việt Quang**  
河內分行經理  
+84 28 3622 6868 ext 3404  
quang.nguyen@yuanta.com.vn

**Đinh Thị Thu Cúc**  
頭頓分行經理  
+84 28 3622 6868 ext 3203  
cuc.dinh@yuanta.com.vn

## Appendix A: Important Disclosures

### Analyst Certification

Each research analyst primarily responsible for the content of this research report, in whole or in part, certifies that with respect to each security or issuer that the analyst covered in this report: (1) all of the views expressed accurately reflect his or her personal views about those securities or issuers; and (2) no part of his or her compensation was, is, or will be, directly or indirectly, related to the specific recommendations or views expressed by that research analyst in the research report.

### Ratings Definitions

**BUY:** We have a positive outlook on the stock based on our expected absolute or relative return over the investment period. Our thesis is based on our analysis of the company's outlook, financial performance, catalysts, valuation and risk profile. We recommend investors add to their position.

**HOLD-Outperform:** In our view, the stock's fundamentals are relatively more attractive than peers at the current price. Our thesis is based on our analysis of the company's outlook, financial performance, catalysts, valuation and risk profile.

**HOLD-Underperform:** In our view, the stock's fundamentals are relatively less attractive than peers at the current price. Our thesis is based on our analysis of the company's outlook, financial performance, catalysts, valuation and risk profile.

**SELL:** We have a negative outlook on the stock based on our expected absolute or relative return over the investment period. Our thesis is based on our analysis of the company's outlook, financial performance, catalysts, valuation and risk profile. We recommend investors reduce their position.

**Under Review:** We actively follow the company, although our estimates, rating and target price are under review.

**Restricted:** The rating and target price have been suspended temporarily to comply with applicable regulations and/or Yuanta policies.

Note: Yuanta research coverage with a Target Price is based on an investment period of 12 months. Greater China Discovery Series coverage does not have a formal 12 month Target Price and the recommendation is based on an investment period specified by the analyst in the report.

### Global Disclaimer

© 2018 Yuanta. All rights reserved. The information in this report has been compiled from sources we believe to be reliable, but we do not hold ourselves responsible for its completeness or accuracy. It is not an offer to sell or solicitation of an offer to buy any securities. All opinions and estimates included in this report constitute our judgment as of this date and are subject to change without notice.

This report provides general information only. Neither the information nor any opinion expressed herein constitutes an offer or invitation to make an offer to buy or sell securities or other investments. This material is prepared for general circulation to clients and is not intended to provide tailored investment advice and does not take into account the individual financial situation and objectives of any specific person who may receive this report. Investors should seek financial advice regarding the appropriateness of investing in any securities, investments or investment strategies discussed or recommended in this report. The information contained in this report has been compiled from sources believed to be reliable but no representation or warranty, express or implied, is made as to its accuracy, completeness or correctness. This report is not (and should not be construed as) a solicitation to act as securities broker or dealer in any jurisdiction by any person or company that is not legally permitted to carry on such business in that jurisdiction.

Yuanta research is distributed in the United States only to Major U.S. Institutional Investors (as defined in Rule 15a-6 under the Securities Exchange Act of 1934, as amended and SEC staff interpretations thereof). All transactions by a US person in the securities mentioned in this report must be effected through a registered broker-dealer under Section 15 of the Securities Exchange Act of 1934, as amended. Yuanta research is distributed in Taiwan by Yuanta Securities Investment Consulting. Yuanta research is distributed in Hong Kong by Yuanta Securities (Hong Kong) Co. Limited, which is licensed in Hong Kong by the Securities and Futures Commission for regulated activities, including Type 4 regulated activity (advising on securities). In Hong Kong, this research report may not be redistributed, retransmitted or disclosed, in whole or in part or any form or manner, without the express written