

當日市場：市場在尾盤更加積極

2023/03/20

市場走勢

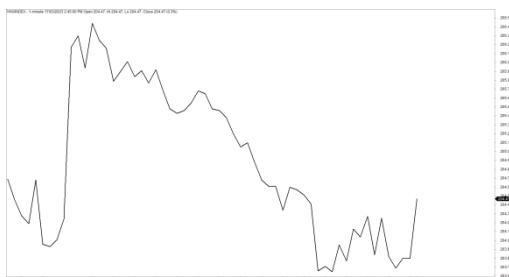
市場指數	VNI	HNI	UPCOM
收盤	1,045.14	204.47	76.43
%日	-0.22%	0.14%	0.54%
%週	-0.75%	-1.63%	-0.44%
%月	-1.34%	-2.61%	-3.18%
%年	-28.48%	-54.17%	-34.08%
成交值(Bil.VND)			
當日	9,763	1,044	442
日均量/週	10,403	938	364
日均量/月	9,299	1,022	408
外資進出			
買進	3,736.60	109.19	7.83
賣出	3,111.24	3.78	8.89
買賣超	625.36	105.41	-1.06
市場漲跌家數			
上漲	138	79	149
下跌	305	83	107
持平	56	73	84
市場指標			
P/E	11.69	14.84	12.08
總市值 (兆盾)	4,201	257	974
股息殖利率	3.05%	6.29%	4.48%

資料源: Bloomberg – YSVN

VNINDEX



HNIINDEX



市場走勢

在美國市場繼續下跌的背景下，指數在窄幅波動，但較為積極。由於 ETF FTSE 和 Vaneck 的購買動態，指數在尾盤更為積極。VN-Index 收盤下跌 0.22%，止於 1045.14 點，HNX-Index 和 Upcom-Index 反轉分別上漲 0.14% 和 0.54%。3 大市場的交易額為 9 兆 9,390 億越南盾。

VN30-Index 收盤小幅上漲，其中 VJC (6.8%) 是最亮點。NVL 在宣布任命新 CEO 後收盤上漲 3.1% 時也引起了關注。銀行股分化，HDB (3.6%)、TPB (2.6%)、STB (1.8%)、VPB (1.3%) 上漲，而 VCB、ACB、TCB 下跌。此外，HPG 和 VNM 也下跌 2% 附近。

外資在整個市場買超 7,290 億越南盾，其中 SHB (1,850 億)、NVL (1,270 億) 和 VND (1,250 億) 在買超方面領先。另一方面，HPG (3,980 億)、STB (2,240 億)、VNM (1,410 億) 被拋售最多的股票。

市場短期觀點

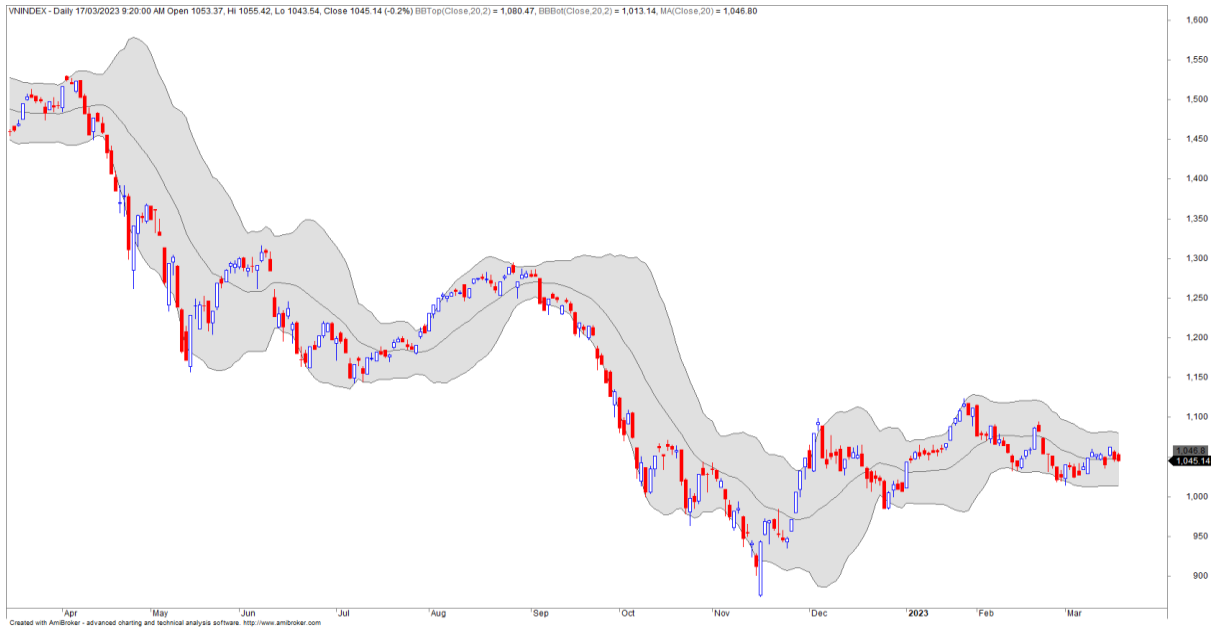
我們認為市場可能會繼續在當前水平附近橫盤整理，並在本周的首個交易日小幅復甦。同時我們認為，由於受美聯儲會議的影響，市場在未來的交易周仍處於波動較小和較低流動性的階段，短期機會仍不明顯。積極點是，我們認為世界股市的短期風險在目前逐漸降低，這可能是下個交易周在短期內的一個重要支撐的因素。此外，短期情緒指標繼續小幅下跌，顯示投資者對目前市場走勢仍持謹慎態度。

大盤的短期走勢依然下跌。因此，我們建議短期投資者可以繼續持有 40% 以下的低比例股票，並僅以 5% 以下的低比例購買新股，以探索短期走勢。

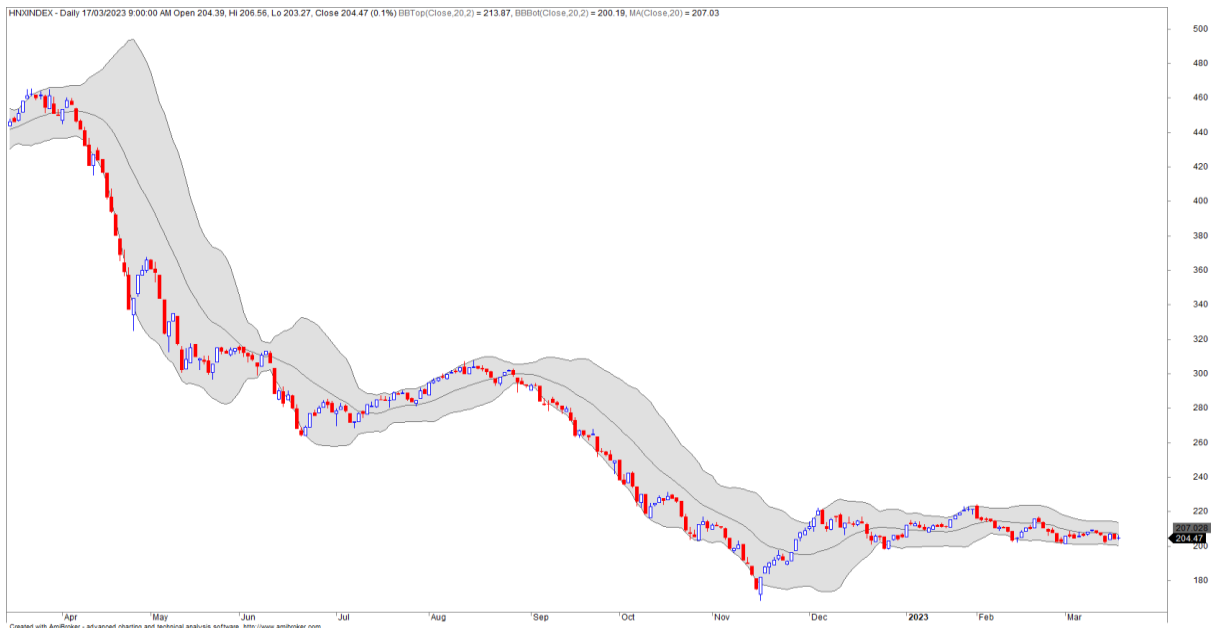
在周線圖上，主要股指的價格走勢圖在窄幅波動，並繼續在當前價格附近波動。同時，市場仍處於中期調整階段，並仍尚未有結束階段的跡象。根據價格模型，我們評估市場在進入上漲第 3 波階段前處於橫盤階段，因此中期投資者僅應持有均衡比例的股票，並僅在中期趨勢更加明顯時增加比例。另外，大盤的中期趨勢仍是上漲。因此，我們建議中期投資者可以繼續在均衡水平持有股票比例，並在上漲趨勢上限制追漲。

請在 <https://ysradar.yuanta.com.vn/> 查看有關股票的信號。

技術分析圖



指數技術分析圖 VN-Index



指數技術分析圖 HNX-Index

指數	短期趨勢	中期趨勢	阻力區 1	阻力區 2	支撐區 1	支撐區 2
VN-Index	下跌	上漲	1110	1130	870	800
HNX-Index	下跌	上漲	197	210	189	160
VN30	下跌	上漲	1120	1140	980	960
VNMidcaps	下跌	上漲	1,030	1200	963	900
VNSmallcaps	下跌	上漲	1000	1150	804	750

胡志明市交易所 (HSX)

	收盤	漲跌%
VNI	1045.14	-0.22%
VN30	1047.71	0.07%
VN Mid	1285.74	0.24%
VN Small	1108.33	0.20%

河內交易所 (HSX)

	收盤	漲跌%
HNI	204.47	0.14%
HN30	362.2	0.47%
VNX AllSh	995.49	0.13%

UPCOM 市場 (UPCoM)

	收盤	漲跌%
UPCoM	76.43	0.54%

外資交易	成交值 (Bil.VND)
買進	3736.6
賣出	3111.24
買超/賣超	625.36

外資交易	成交值 (Bil.VND)
買進	109.19
賣出	3.78
買超/賣超	105.41

外資交易	成交值 (Bil.VND)
買進	7.83
賣出	8.89
買超/賣超	-1.06

上漲排名/ 股碼	漲跌(VND)	漲跌%
SGR	1050	6.95%
ST8	1350	6.89%
VJC	6900	6.76%
VPI	3500	6.68%
THI	1500	5.66%

上漲排名/ 股碼	漲跌(VND)	漲跌%
L18	2100	9.77%
HUT	400	2.61%
DVM	400	2.40%
SCG	1500	2.29%
MBG	100	2.08%

上漲排名/ 股碼	漲跌(VND)	漲跌%
VFS	1789	7.21%
LTG	201	0.77%
BVB	77	0.65%
C4G	58	0.54%
QTP	78	0.53%

下跌排名/ 股碼	漲跌(VND)	漲跌%
KDC	-2400	-4.34%
DXS	-190	-2.97%
PLX	-950	-2.61%
VHM	-1150	-2.58%
GMD	-1300	-2.57%

下跌排名/ 股碼	漲跌(VND)	漲跌%
DTD	-300	-2.13%
NVB	-300	-1.91%
PLC	-500	-1.54%
BAX	-1000	-1.54%
TNG	-200	-1.11%

下跌排名/ 股碼	漲跌(VND)	漲跌%
PVX	-108	-4.32%
VLB	-578	-1.93%
VOC	-315	-1.35%
ABB	-35	-0.44%
GHC	-82	-0.31%

*備註: 市值>5,000 億盾; 成交值>15 億盾

市值排名/ 股碼	Bil.VND
VCB	421,194
BID	234,210
VIC	202,901
GAS	198,477
VHM	188,762

市值排名/ 股碼	Bil.VND
THD	13,755
BAB	13,283
IDC	12,771
KSF	12,690
PVS	12,140

市值排名/ 股碼	Bil.VND
ACV	183,138
VGI	61,445
VEA	50,431
BSR	48,842
MCH	48,381

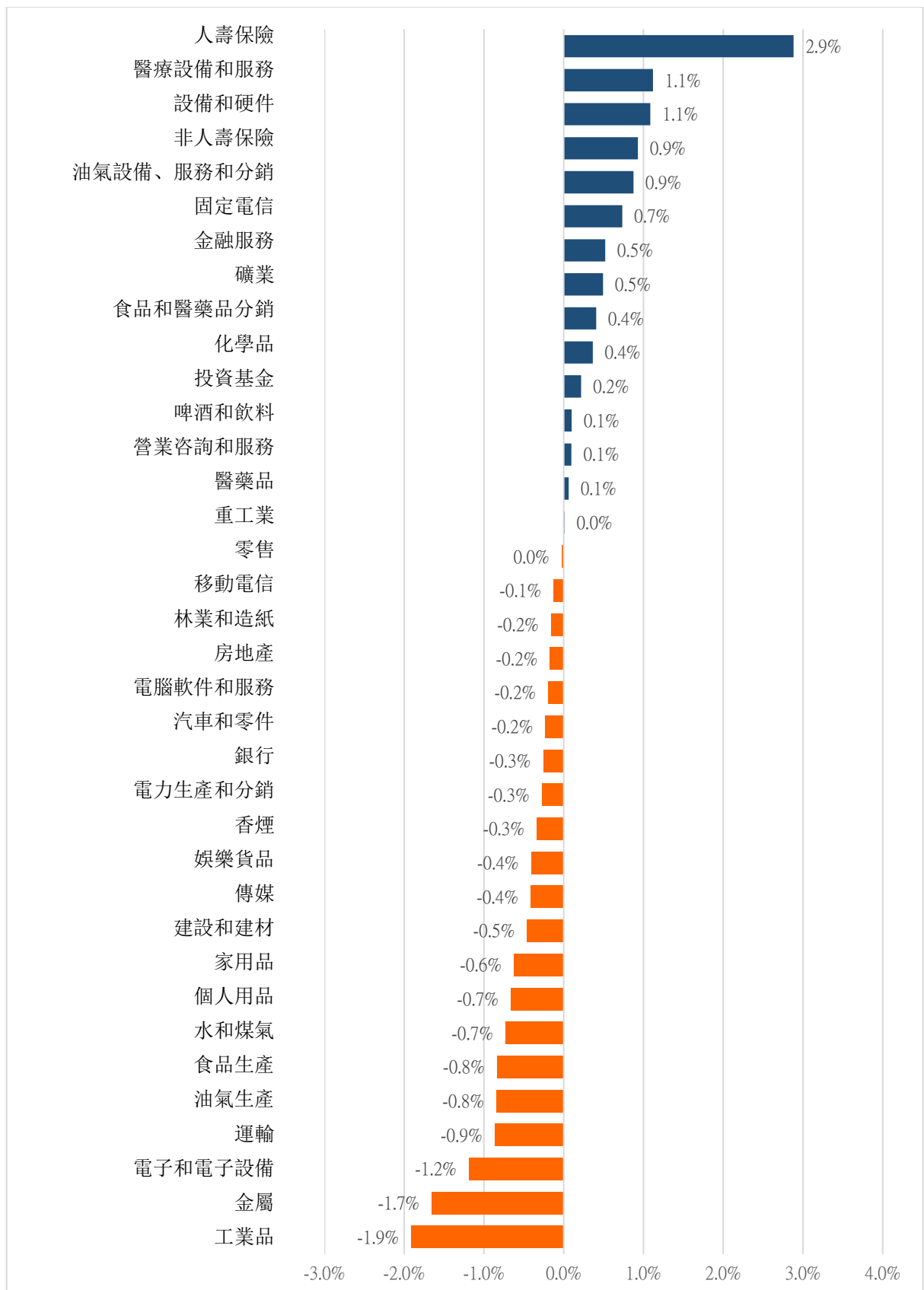
交易量排名/ 股碼	成交值	30 日均
SHB	37,135,136	11,424,397
MSB	36,525,911	1,629,116
HPG	34,220,705	22,968,205
STB	22,108,485	18,609,551
VND	20,473,319	18,508,182

交易量排名/ 股碼	成交值	30 日均
SHS	11,243,077	11,401,790
HUT	7,199,754	1,820,507
CEO	4,742,761	6,694,337
IDC	3,862,504	3,054,688
PVS	3,020,123	6,809,511

交易量排 名/股碼	成交值	30 日均
BSR	3,637,302	7,603,218
VHG	3,443,333	1,253,290
DCS	3,014,778	292,969
LMH	2,043,581	2,149,016
PVX	1,653,131	288,672

資料源: Bloomberg & Yuanta Research

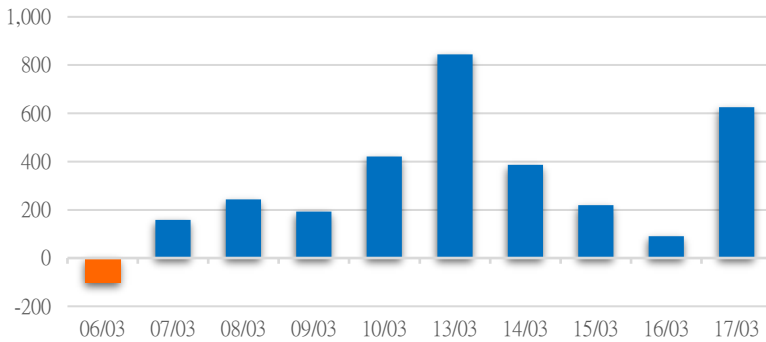
各行業板塊的交易走勢



資料源.: FinPro – YSVN

外資買進賣統計

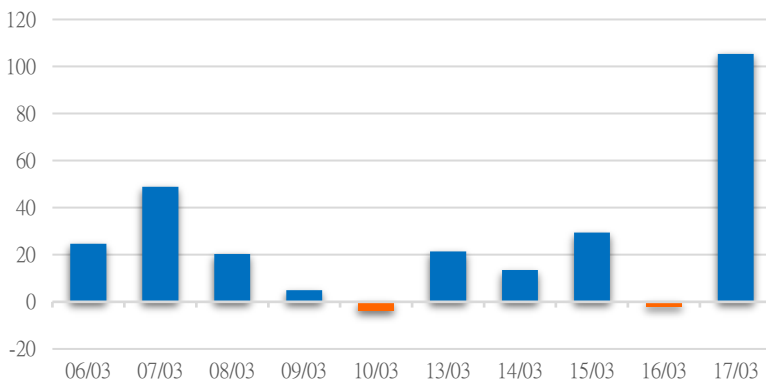
HSX 外資每日買/賣超



證券代碼	買超金額 (Mil.VND)	證券代碼	賣超金額 (Mil.VND)
SHB	185,280	HPG	398,669
NVL	126,917	STB	224,226
VND	124,526	VNM	140,881
SSI	103,973	PLX	77,361
DCM	101,953	VHM	64,597

HSX 外資買/賣超的前 5 名

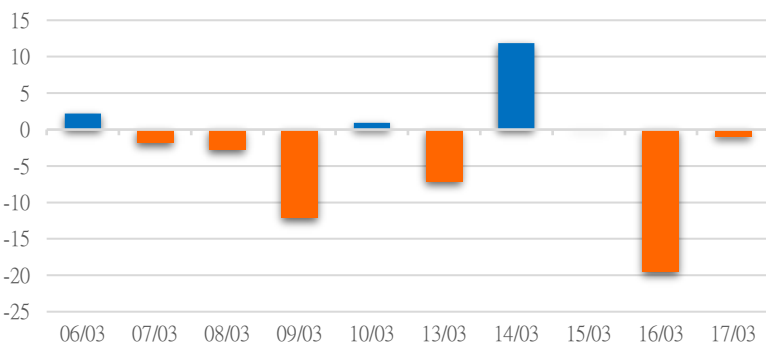
HNX 外資每日買/賣超



證券代碼	買超金額 (Mil.VND)	證券代碼	賣超金額 (Mil.VND)
IDC	36,894	NVB	519
SHS	25,348	BVS	502
HUT	22,368	VCS	154
PVS	21,803	NET	66
CDN	62	VNR	33

HNX 外資買/賣超的前 5 名

UPCOM 外資每日買/賣超



證券代碼	買超金額 (Mil.VND)	證券代碼	賣超金額 (Mil.VND)
GHC	810	QNS	2,123
ACV	702	BSR	1,812
QTP	488	CSI	79
VTP	292	VOC	48
MFS	155	VGG	20

UPCOM 外資買/賣超的前 5 名

源: FiiPro - YSVN

自營統計

證券代碼	買超金額 (Mil.VND)	證券代碼	賣超金額 (Mil.VND)
THI	22,408	VCI	5,942
FUESSVFL	9,350	VPB	4,982
FPT	7,969	SSI	3,963
STB	7,380	POW	3,251
FUEVFNVD	4,909	MSN	2,622

HSX 自營交易最大前名

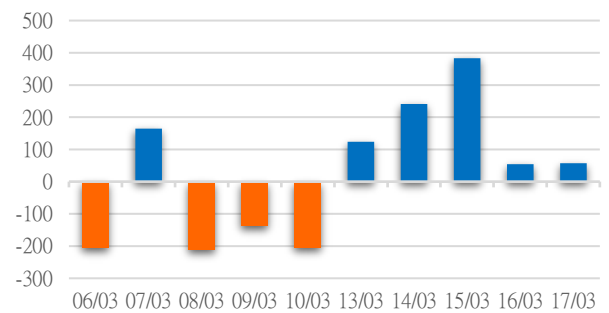
證券代碼	買超金額 (Mil.VND)	證券代碼	賣超金額 (Mil.VND)
		IDC	452

HNX 自營交易最大前名

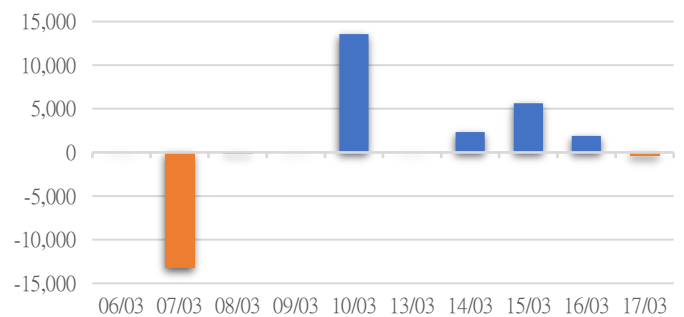
證券代碼	買超金額 (Mil.VND)	證券代碼	賣超金額 (Mil.VND)
ACV	8.09		

UPCoM 自營交易最大前名

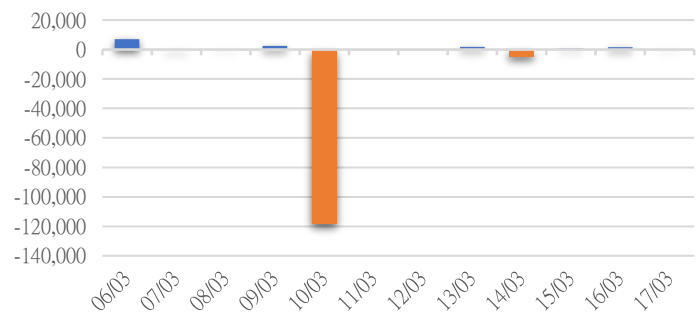
HSX 自營交易每日買/賣超 (Bil.VND)



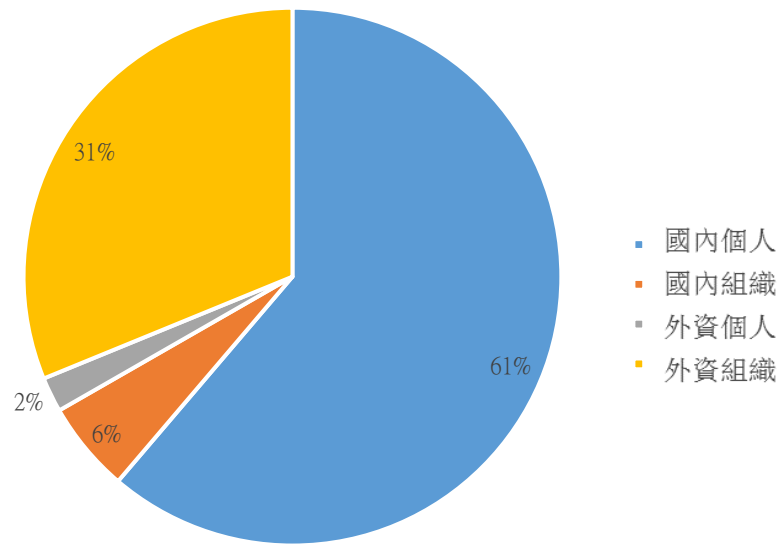
HNX 自營交易每日買/賣超 (Mil.VND)



UPCoM 自營交易每日買/賣超 (Mil.VND)



越南證券市場投資人類別統計



資料源: FiinPro – YSVN

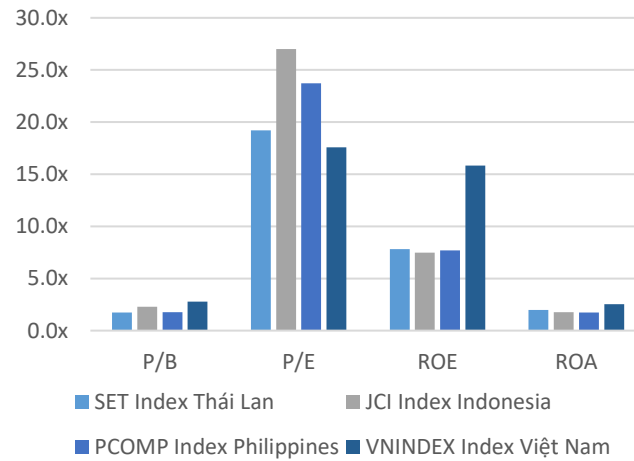
東南亞主要市場走勢比較



東南亞主要市場數據

		Thailand	Indonesia	Philippines	Vietnam
P/B		1.6x	2.0x	1.6x	1.6x
P/E		19.3x	15.0x	15.2x	13.3x
ROE	%	8.45	13.51	10.86	13.99
ROA	%	2.11	3.72	2.48	2.20
Vốn hóa	Tỷ USD	562.23	619.37	173.92	172.48
GTGD	Triệu USD	1.34	0.51	0.08	0.25
LS cổ tức	%	2.82	2.64	2.17	1.76

源: Bloomberg & YSVN



元大證券（越南）公司**個人客戶分析部**

Nguyễn Thế Minh
研究分析經理
+84 28 3622 6868 ext 3826
minh.nguyen@yuanta.com.vn

Lý Thị Hiền
研究分析主管
+84 28 3622 6868 ext 3908
hien.ly@yuanta.com.vn

Quách Đức Khánh
研究分析副主管
+84 28 3622 6868 ext 3833
khanh.quach@yuanta.com.vn

Khổng Hữu Hiệp
高級分析專員
+84 28 3622 6868 ext 3912
hiep.khong@yuanta.com.vn

Nguyễn Trịnh Ngọc Hồng
高級分析專員
+84 28 3622 6868 ext 3832
hong.nguyen@yuanta.com.vn

Phạm Tấn Phát
高級分析專員
+84 28 3622 6868 ext 3880
phat.pham@yuanta.com.vn

個人客戶業務部

Phạm Đắc Thành
北部分行經理
+84 28 3622 6868 ext 3416
thanh.pham@yuanta.com.vn

Võ Thị Thu Thủy
平陽分行經理
+84 28 3622 6868 ext 3505
thuy.vo@yuanta.com.vn

Lương Kỳ Ty
堤岸分行經理
+84 28 3622 6868 ext 3653
ty.luong@yuanta.com.vn

Bùi Quốc Phong
同奈分行經理
+84 28 3622 6868 ext 3701
phong.bui@yuanta.com.vn

Võ Đình Tuấn
峴港分行經理
+84 28 3622 6868 ext 3301
tuan.vo@yuanta.com.vn

Nguyễn Việt Quang
河內分行經理
+84 28 3622 6868 ext 3404
quang.nguyen@yuanta.com.vn

Đinh Thị Thu Cúc
頭頓分行經理
+84 28 3622 6868 ext 3203
cuc.dinh@yuanta.com.vn

Appendix A: Important Disclosures

Analyst Certification

Each research analyst primarily responsible for the content of this research report, in whole or in part, certifies that with respect to each security or issuer that the analyst covered in this report: (1) all of the views expressed accurately reflect his or her personal views about those securities or issuers; and (2) no part of his or her compensation was, is, or will be, directly or indirectly, related to the specific recommendations or views expressed by that research analyst in the research report.

Ratings Definitions

BUY: We have a positive outlook on the stock based on our expected absolute or relative return over the investment period. Our thesis is based on our analysis of the company's outlook, financial performance, catalysts, valuation and risk profile. We recommend investors add to their position.

HOLD-Outperform: In our view, the stock's fundamentals are relatively more attractive than peers at the current price. Our thesis is based on our analysis of the company's outlook, financial performance, catalysts, valuation and risk profile.

HOLD-Underperform: In our view, the stock's fundamentals are relatively less attractive than peers at the current price. Our thesis is based on our analysis of the company's outlook, financial performance, catalysts, valuation and risk profile.

SELL: We have a negative outlook on the stock based on our expected absolute or relative return over the investment period. Our thesis is based on our analysis of the company's outlook, financial performance, catalysts, valuation and risk profile. We recommend investors reduce their position.

Under Review: We actively follow the company, although our estimates, rating and target price are under review.

Restricted: The rating and target price have been suspended temporarily to comply with applicable regulations and/or Yuanta policies.

Note: Yuanta research coverage with a Target Price is based on an investment period of 12 months. Greater China Discovery Series coverage does not have a formal 12 month Target Price and the recommendation is based on an investment period specified by the analyst in the report.

Global Disclaimer

© 2018 Yuanta. All rights reserved. The information in this report has been compiled from sources we believe to be reliable, but we do not hold ourselves responsible for its completeness or accuracy. It is not an offer to sell or solicitation of an offer to buy any securities. All opinions and estimates included in this report constitute our judgment as of this date and are subject to change without notice.

This report provides general information only. Neither the information nor any opinion expressed herein constitutes an offer or invitation to make an offer to buy or sell securities or other investments. This material is prepared for general circulation to clients and is not intended to provide tailored investment advice and does not take into account the individual financial situation and objectives of any specific person who may receive this report. Investors should seek financial advice regarding the appropriateness of investing in any securities, investments or investment strategies discussed or recommended in this report. The information contained in this report has been compiled from sources believed to be reliable but no representation or warranty, express or implied, is made as to its accuracy, completeness or correctness. This report is not (and should not be construed as) a solicitation to act as securities broker or dealer in any jurisdiction by any person or company that is not legally permitted to carry on such business in that jurisdiction.

Yuanta research is distributed in the United States only to Major U.S. Institutional Investors (as defined in Rule 15a-6 under the Securities Exchange Act of 1934, as amended and SEC staff interpretations thereof). All transactions by a US person in the securities mentioned in this report must be effected through a registered broker-dealer under Section 15 of the Securities Exchange Act of 1934, as amended. Yuanta research is distributed in Taiwan by Yuanta Securities Investment Consulting. Yuanta research is distributed in Hong Kong by Yuanta Securities (Hong Kong) Co. Limited, which is licensed in Hong Kong by the Securities and Futures Commission for regulated activities, including Type 4 regulated activity (advising on securities). In Hong Kong, this research report may not be redistributed, retransmitted or disclosed, in whole or in part or any form or manner, without the express written