

當日市場：外資賣超，市場大幅下跌

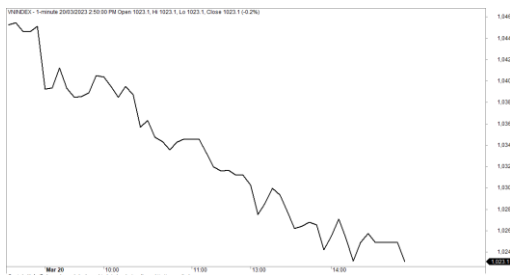
2023/03/21

市場走勢

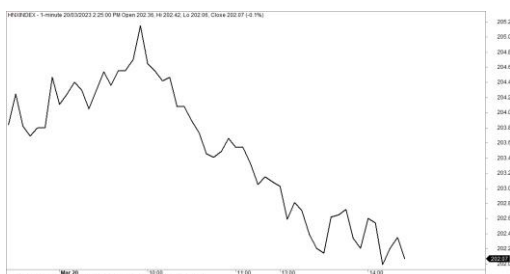
市場指數	VNI	HNI	UPCOM
收盤	1,023.10	201.62	76.02
%日	-2.11%	-1.39%	-0.54%
%週	-2.82%	-2.05%	-0.47%
%月	-5.85%	-6.58%	-3.56%
%年	-30.36%	-55.32%	-34.49%
成交值(Bil.VND)			
當日	9,763	1,044	442
日均量/週	10,108	949	380
日均量/月	9,397	1,018	408
外資進出			
買進	1,139.82	22.26	4.60
賣出	1,485.10	8.42	11.31
買賣超	-345.28	13.84	-6.70
市場漲跌家數			
上漲	138	50	149
下跌	305	127	107
持平	56	73	84
市場指標			
P/E	11.69	14.84	12.08
總市值 (兆盾)	4,201	257	974
股息殖利率	3.05%	6.29%	4.48%

資料源: Bloomberg – YSVN

VNINDEX



HNIINDEX



市場走勢

美股在周末的交易日收盤下跌以及本週三美聯儲會議時，市場開盤處於謹慎態度。VN-Index 收盤下跌 2.11% 至 1023.1 點，HNX-Index 和 Upcom-Index 分別下跌 1.39% 和 0.54%。3 大市場的交易額均為 9 兆 1,260 億越南盾。

銀行股在當日繼續拋售的焦點，如 CTG、BID、VCB、STB、TPB、HDB 均下跌 2-4%。當在當日收於 4.4% 至 85,100 越南盾時，VCB 引起關注。此外，SSI、VND 和 HCM 等證券股也大幅下跌。VN30-Index 錄得 28 檔下跌股和 2 檔參考股，顯示市場寬度的負面。

KDC、SJS、GMD、DCM、ST8 等股票錄得漲幅。

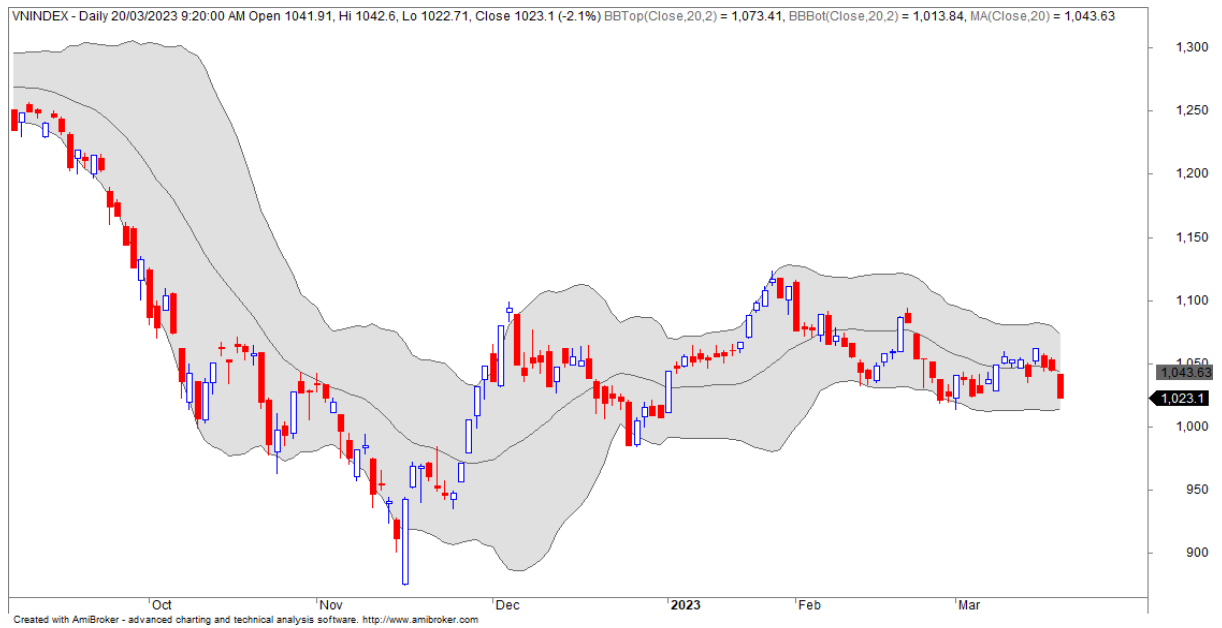
外資在整個市場賣超 3,390 億越南盾，其中 HPG (680 億)、VIC (580 億)、FUEVFNND (350 億) 被拋售最多的股票。另一方面，DCM (280 億)、HSG (150 億)、IDC (120 億) 在買超方面領先。

市場短期觀點

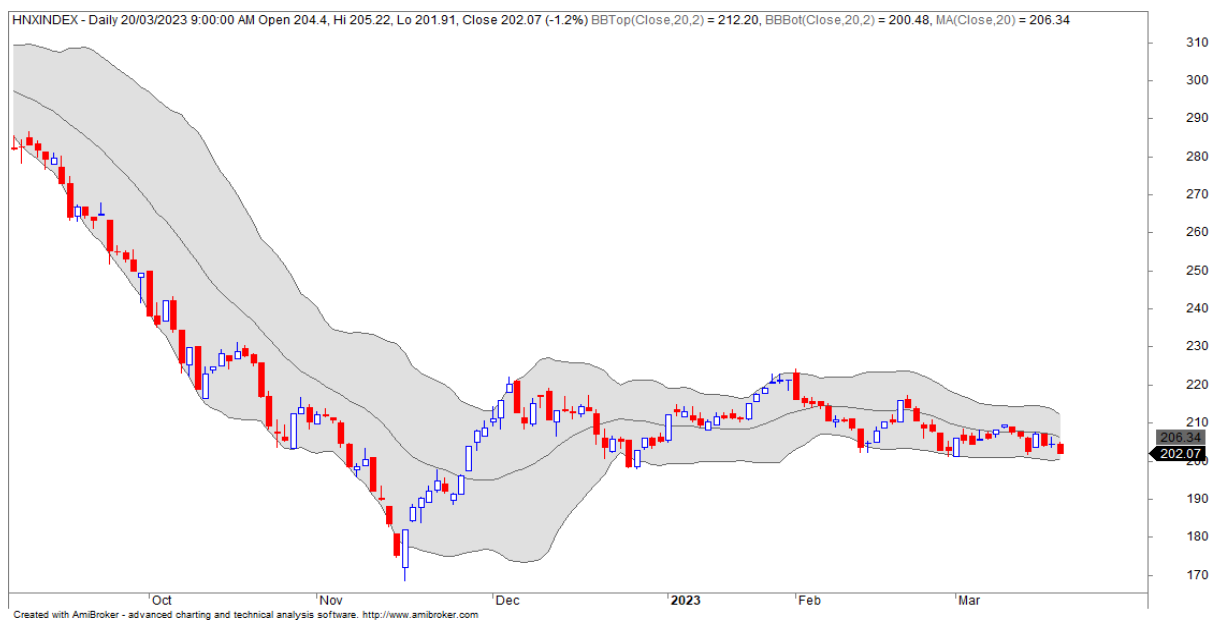
我們認為，當 VN-Index 在下個交易日重新測試 1,020 點時，市場可能會出現復甦階段。同時，動能指標跌入短期超賣區域附近，因此價格走勢圖在短期內可能會出現技術復甦階段。在更不利的情況下，若 VN-Index 突破 1,020 點，跌幅可能會擴大至 1,000 點的強勁支撐位。此外，下跌的短期情緒指標顯示投資者對短期趨勢仍持悲觀態度。大盤的短期走勢依然下跌。因此，我們建議短期投資者可以將短期投資組合降低至 35% 的低比例，並在短期內停止購買新股。

請在 <https://ysradar.yuanta.com.vn/> 查看有關股票的信號。

技術分析圖



指數技術分析圖 VN-Index



指數技術分析圖 HNX-Index

指數	短期趨勢	中期趨勢	阻力區 1	阻力區 2	支撐區 1	支撐區 2
VN-Index	下跌	上漲	1110	1130	870	800
HNX-Index	下跌	上漲	197	210	189	160
VN30	下跌	上漲	1120	1140	980	960
VNMidcaps	下跌	上漲	1,030	1200	963	900
VNSmallcaps	下跌	上漲	1000	1150	804	750

胡志明市交易所 (HSX)

	收盤	漲跌%
VNI	1023.1	-2.11%
VN30	1024.5	-2.22%
VN Mid	1259.62	-2.03%
VN Small	1091.65	-1.50%

河內交易所 (HSX)

	收盤	漲跌%
HNI	201.62	-1.39%
HN30	354.03	-2.26%
VNX AllSh	974.51	-2.11%

UPCOM 市場 (UPCoM)

	收盤	漲跌%
UPCoM	76.02	-0.54%

外資交易	成交值 (Bil.VND)
買進	1139.82
賣出	1485.1
買超/賣超	-345.28

外資交易	成交值 (Bil.VND)
買進	22.26
賣出	8.42
買超/賣超	13.84

外資交易	成交值 (Bil.VND)
買進	4.60
賣出	11.31
買超/賣超	-6.70

上漲排名/ 股碼	漲跌(VND)	漲跌%
ST8	1400	6.68%
DCM	600	2.50%
VPD	700	2.50%
NBB	250	1.98%
KDC	1000	1.89%

上漲排名/ 股碼	漲跌(VND)	漲跌%
PLC	300	0.94%
HTP	300	0.77%
NAG	100	0.59%
GKM	100	0.29%
SCG	100	0.15%

上漲排名/ 股碼	漲跌(VND)	漲跌%
VCP	525	2.16%
DVN	219	1.30%
VLB	332	1.13%
SIG	0	0.00%
VEA	-97	-0.26%

下跌排名/ 股碼	漲跌(VND)	漲跌%
PSH	-380	-6.35%
PVP	-700	-6.25%
DIG	-750	-6.02%
PVD	-1250	-6.01%
VGC	-1900	-5.79%

下跌排名/ 股碼	漲跌(VND)	漲跌%
TNG	-1100	-6.18%
PVS	-1400	-5.51%
PVC	-800	-5.44%
SHS	-400	-4.55%
TAR	-500	-4.03%

下跌排名/ 股碼	漲跌(VND)	漲跌%
VFS	-1904	-7.16%
BSR	-633	-4.01%
DRI	-243	-3.24%
SBS	-121	-2.37%
VOC	-514	-2.23%

*備註: 市值>5,000 億盾; 成交值>15 億盾

市值排名/ 股碼	Bil.VND
VCB	421,194
BID	234,210
VIC	202,901
GAS	198,477
VHM	188,762

市值排名/ 股碼	Bil.VND
THD	13,755
BAB	13,283
IDC	12,771
KSF	12,690
PVS	12,140

市值排名/ 股碼	Bil.VND
ACV	183,138
VGI	61,445
VEA	50,431
BSR	48,842
MCH	48,381

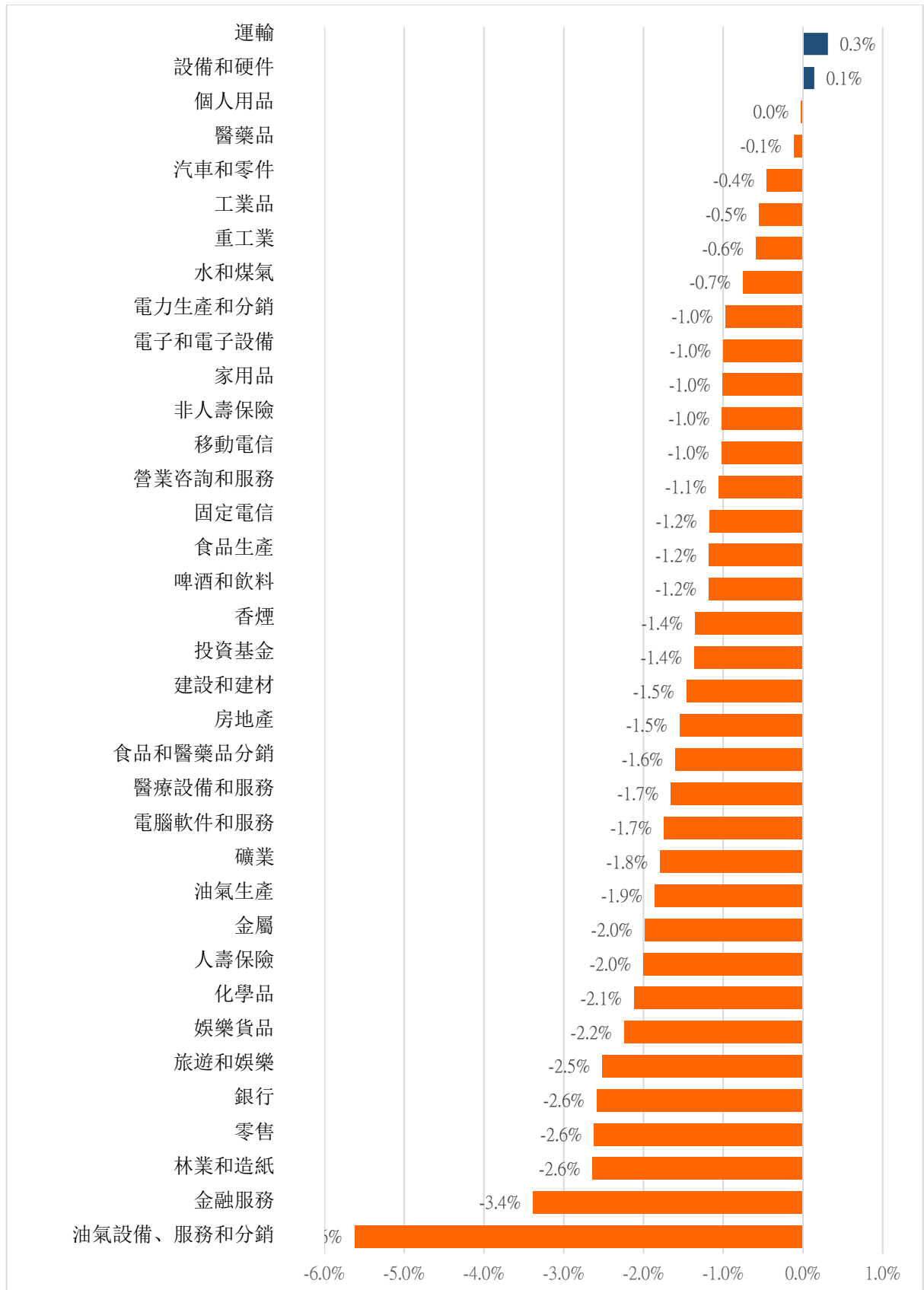
交易量排名/ 股碼	成交值	30 日均
MSB	44,513,400	1,629,116
HPG	22,988,900	22,968,205
SHB	21,828,100	11,424,397
VND	20,870,000	18,508,182
VPB	18,939,800	16,120,698

交易量排名/ 股碼	成交值	30 日均
SHS	11,828,828	11,401,790
PVS	6,891,158	6,809,511
CEO	5,025,656	6,694,337
TNG	3,316,631	2,720,953
NRC	3,103,257	644,112

交易量排 名/股碼	成交值	30 日均
BSR	10,330,032	7,603,218
VHG	3,794,694	1,253,290
C4G	2,669,595	2,601,883
BOT	2,451,900	259,902
LMH	2,283,701	2,149,016

資料源: Bloomberg & Yuanta Research

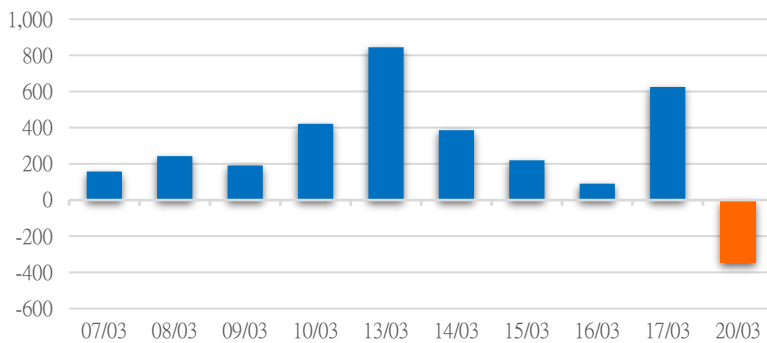
各行業板塊的交易走勢



資料源.: FinPro – YSVN

外資買進賣統計

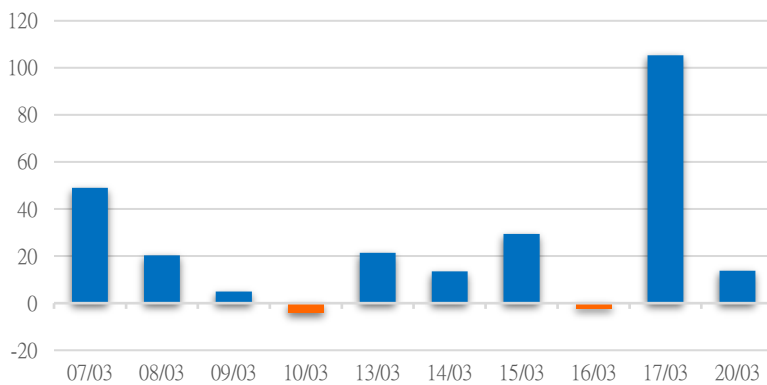
HSX 外資每日買/賣超



證券代碼	買超金額 (Mil.VND)	證券代碼	賣超金額 (Mil.VND)
DCM	27,938	HPG	68,349
HSG	14,836	VIC	58,254
MSN	10,834	FUEVFNVD	34,689
VRE	9,247	VNM	30,842
GMD	8,545	STB	26,235

HSX 外資買/賣超的前 5 名

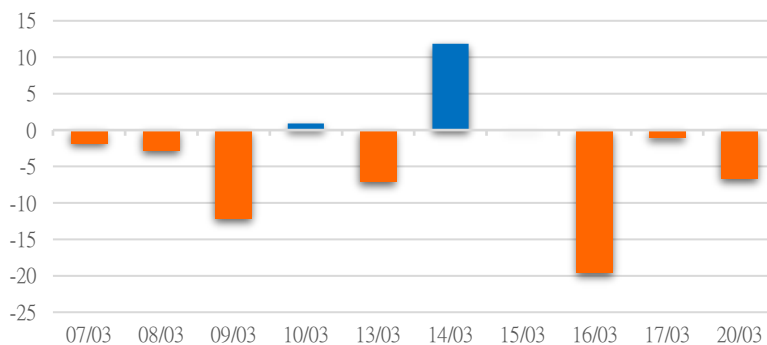
HNX 外資每日買/賣超



證券代碼	買超金額 (Mil.VND)	證券代碼	賣超金額 (Mil.VND)
IDC	12,274	PVS	1,821
CEO	3,839	BVS	1,098
TNG	821	TIG	772
PRC	464	NVB	153
DP3	278	SDN	142

HNX 外資買/賣超的前 5 名

UPCOM 外資每日買/賣超



證券代碼	買超金額 (Mil.VND)	證券代碼	賣超金額 (Mil.VND)
QTP	1,046	BSR	4,590
QNS	384	VTP	3,755
ACV	177	QHW	357
VHG	120	CSI	107
LKW	104	VLG	72

UPCOM 外資買/賣超的前 5 名

源: FiiPro - YSVN

自營統計

證券代碼	買超金額 (Mil.VND)	證券代碼	賣超金額 (Mil.VND)
THI	29,162	HPG	43,024
SSI	11,071	FPT	27,255
FUESSVFL	4,975	VPB	24,744
EIB	4,953	VNM	24,688
PVD	4,008	ACB	24,164

HSX 自營交易最大前名

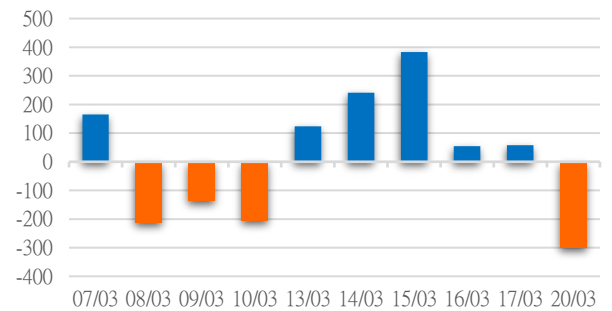
證券代碼	買超金額 (Mil.VND)	證券代碼	賣超金額 (Mil.VND)
		IDC	452

HNX 自營交易最大前名

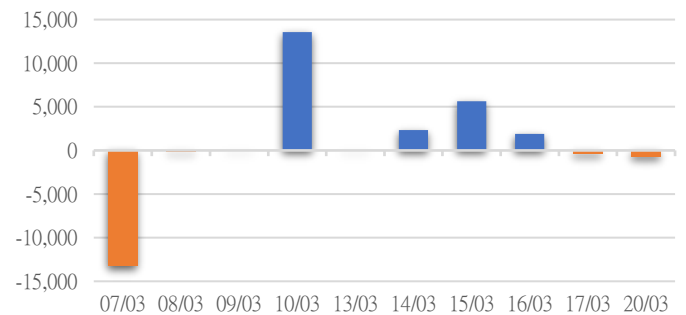
證券代碼	買超金額 (Mil.VND)	證券代碼	賣超金額 (Mil.VND)
BSR	1,490.00	QTP	146
VTP	1,347	IFS	0
C4G	0		

UPCoM 自營交易最大前名

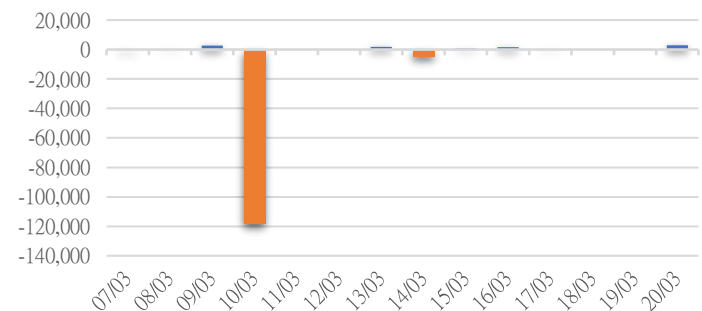
HSX 自營交易每日買/賣超 (Bil.VND)



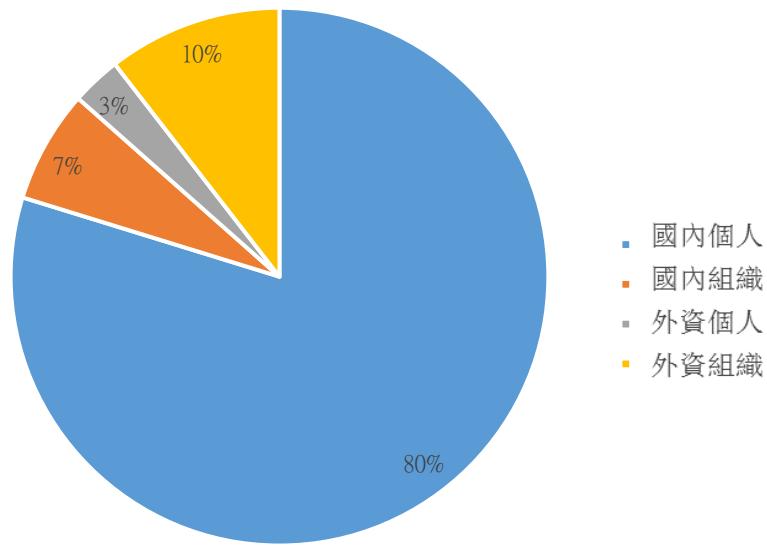
HNX 自營交易每日買/賣超 (Mil.VND)



UPCoM 自營交易每日買/賣超 (Mil.VND)



越南證券市場投資人類別統計



資料源: FiinPro – YSVN

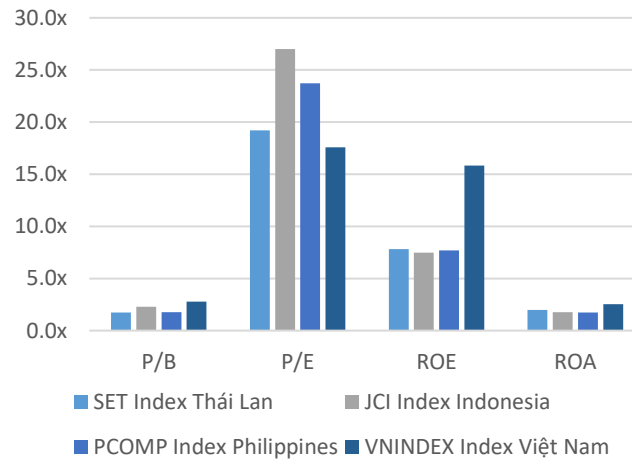
東南亞主要市場走勢比較



東南亞主要市場數據

		Thailand	Indonesia	Philippines	Vietnam
P/B		1.6x	2.0x	1.6x	1.6x
P/E		19.3x	15.0x	15.2x	13.3x
ROE	%	8.45	13.51	10.86	13.99
ROA	%	2.11	3.72	2.48	2.20
Vốn hóa	Tỷ USD	562.23	619.37	173.92	172.48
GTGD	Triệu USD	1.34	0.51	0.08	0.25
LS cổ tức	%	2.82	2.64	2.17	1.76

源: Bloomberg & YSVN



元大證券（越南）公司

個人客戶分析部

Nguyễn Thế Minh
研究分析經理
+84 28 3622 6868 ext 3826
minh.nguyen@yuanta.com.vn

Lý Thị Hiền
研究分析主管
+84 28 3622 6868 ext 3908
hien.ly@yuanta.com.vn

Quách Đức Khánh
研究分析副主管
+84 28 3622 6868 ext 3833
khanh.quach@yuanta.com.vn

Khổng Hữu Hiệp
高級分析專員
+84 28 3622 6868 ext 3912
hiiep.khong@yuanta.com.vn

Nguyễn Trịnh Ngọc Hồng
高級分析專員
+84 28 3622 6868 ext 3832
hong.nguyen@yuanta.com.vn

Phạm Tấn Phát
高級分析專員
+84 28 3622 6868 ext 3880
phat.pham@yuanta.com.vn

個人客戶業務部

Phạm Đắc Thành
北部分行經理
+84 28 3622 6868 ext 3416
thanh.pham@yuanta.com.vn

Võ Thị Thu Thủy
平陽分行經理
+84 28 3622 6868 ext 3505
thuy.vo@yuanta.com.vn

Lương Kỳ Ty
堤岸分行經理
+84 28 3622 6868 ext 3653
ty.luong@yuanta.com.vn

Bùi Quốc Phong
同奈分行經理
+84 28 3622 6868 ext 3701
phong.bui@yuanta.com.vn

Võ Đình Tuấn
峴港分行經理
+84 28 3622 6868 ext 3301
tuan.vo@yuanta.com.vn

Nguyễn Việt Quang
河內分行經理
+84 28 3622 6868 ext 3404
quang.nguyen@yuanta.com.vn

Đinh Thị Thu Cúc
頭頓分行經理
+84 28 3622 6868 ext 3203
cuc.dinh@yuanta.com.vn

Appendix A: Important Disclosures

Analyst Certification

Each research analyst primarily responsible for the content of this research report, in whole or in part, certifies that with respect to each security or issuer that the analyst covered in this report: (1) all of the views expressed accurately reflect his or her personal views about those securities or issuers; and (2) no part of his or her compensation was, is, or will be, directly or indirectly, related to the specific recommendations or views expressed by that research analyst in the research report.

Ratings Definitions

BUY: We have a positive outlook on the stock based on our expected absolute or relative return over the investment period. Our thesis is based on our analysis of the company's outlook, financial performance, catalysts, valuation and risk profile. We recommend investors add to their position.

HOLD-Outperform: In our view, the stock's fundamentals are relatively more attractive than peers at the current price. Our thesis is based on our analysis of the company's outlook, financial performance, catalysts, valuation and risk profile.

HOLD-Underperform: In our view, the stock's fundamentals are relatively less attractive than peers at the current price. Our thesis is based on our analysis of the company's outlook, financial performance, catalysts, valuation and risk profile.

SELL: We have a negative outlook on the stock based on our expected absolute or relative return over the investment period. Our thesis is based on our analysis of the company's outlook, financial performance, catalysts, valuation and risk profile. We recommend investors reduce their position.

Under Review: We actively follow the company, although our estimates, rating and target price are under review.

Restricted: The rating and target price have been suspended temporarily to comply with applicable regulations and/or Yuanta policies.

Note: Yuanta research coverage with a Target Price is based on an investment period of 12 months. Greater China Discovery Series coverage does not have a formal 12 month Target Price and the recommendation is based on an investment period specified by the analyst in the report.

Global Disclaimer

© 2018 Yuanta. All rights reserved. The information in this report has been compiled from sources we believe to be reliable, but we do not hold ourselves responsible for its completeness or accuracy. It is not an offer to sell or solicitation of an offer to buy any securities. All opinions and estimates included in this report constitute our judgment as of this date and are subject to change without notice.

This report provides general information only. Neither the information nor any opinion expressed herein constitutes an offer or invitation to make an offer to buy or sell securities or other investments. This material is prepared for general circulation to clients and is not intended to provide tailored investment advice and does not take into account the individual financial situation and objectives of any specific person who may receive this report. Investors should seek financial advice regarding the appropriateness of investing in any securities, investments or investment strategies discussed or recommended in this report. The information contained in this report has been compiled from sources believed to be reliable but no representation or warranty, express or implied, is made as to its accuracy, completeness or correctness. This report is not (and should not be construed as) a solicitation to act as securities broker or dealer in any jurisdiction by any person or company that is not legally permitted to carry on such business in that jurisdiction.

Yuanta research is distributed in the United States only to Major U.S. Institutional Investors (as defined in Rule 15a-6 under the Securities Exchange Act of 1934, as amended and SEC staff interpretations thereof). All transactions by a US person in the securities mentioned in this report must be effected through a registered broker-dealer under Section 15 of the Securities Exchange Act of 1934, as amended. Yuanta research is distributed in Taiwan by Yuanta Securities Investment Consulting. Yuanta research is distributed in Hong Kong by Yuanta Securities (Hong Kong) Co. Limited, which is licensed in Hong Kong by the Securities and Futures Commission for regulated activities, including Type 4 regulated activity (advising on securities). In Hong Kong, this research report may not be redistributed, retransmitted or disclosed, in whole or in part or any form or manner, without the express written