

當日市場：市場在美聯儲會議前繼續處於積極的走勢

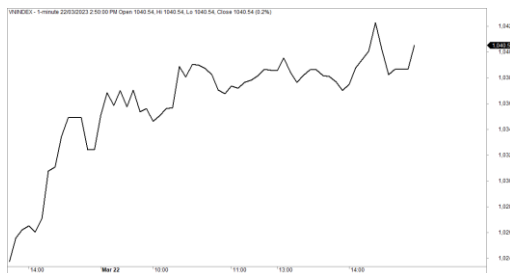
2023/03/23

市場走勢

市場指數	VNI	HNI	UPCOM
收盤	1,040.54	203.96	75.90
%日	0.79%	0.42%	0.30%
%週	-2.04%	-1.47%	-0.90%
%月	-1.30%	-2.86%	-2.00%
%年	-30.81%	-55.79%	-35.02%
成交值(Bil.VND)			
當日	9,763	1,044	442
日均量/週	9,278	835	310
日均量/月	9,083	963	380
外資進出			
買進	1,425.12	20.36	5.81
賣出	1,250.08	0.77	11.94
買賣超	175.04	19.58	-6.14
市場漲跌家數			
上漲	138	80	149
下跌	305	68	107
持平	56	73	84
市場指標			
P/E	11.55	14.76	11.91
總市值 (兆盾)	4,150	255	965
股息殖利率	3.09%	6.32%	4.67%

資料源: Bloomberg – YSVN

VNINDEX



HNIINDEX



市場走勢

隨著投資者等待美聯儲為期兩天的會議結果，股票市場在疑慮中繼續上漲。然而，隨著需求在尾盤更加活躍，整個市場的走勢仍然積極，幫助 VN-Index 收盤上漲 0.79% 至 1,040.54 點，HNX-Index 和 Upcom-Index 分別上漲 0.42% 和 0.3%。3 大市場的交易額均達到 8 兆越南盾。

VHM (5%) 在連續第二個交易日繼續強勁復甦，並收於 47,650 越南盾。此外，銀行股也復甦比較積極，尤其是 VPB (3.2%)、VCB (2.9%)、BID (1.7%) 等；市場在尾盤繼續保持漲幅，需求參與幫助 MSN、KDC、FPT 等多檔股票從下跌轉為上漲。在跌幅方面，MWG (-1.4%) 在 VN30-Index 領跌。

在不允許進行保證金交易的消息傳出後，PPC 跌停。

外資在整個市場買超 1,890 億越南盾，其中 VHM (760 億)、DCM (350 億)、VCB (280 億) 在買超方面領先。另一方面，MSN (410 億)、PLX (270 億)、DGW (200 億) 被拋售最多的股票。

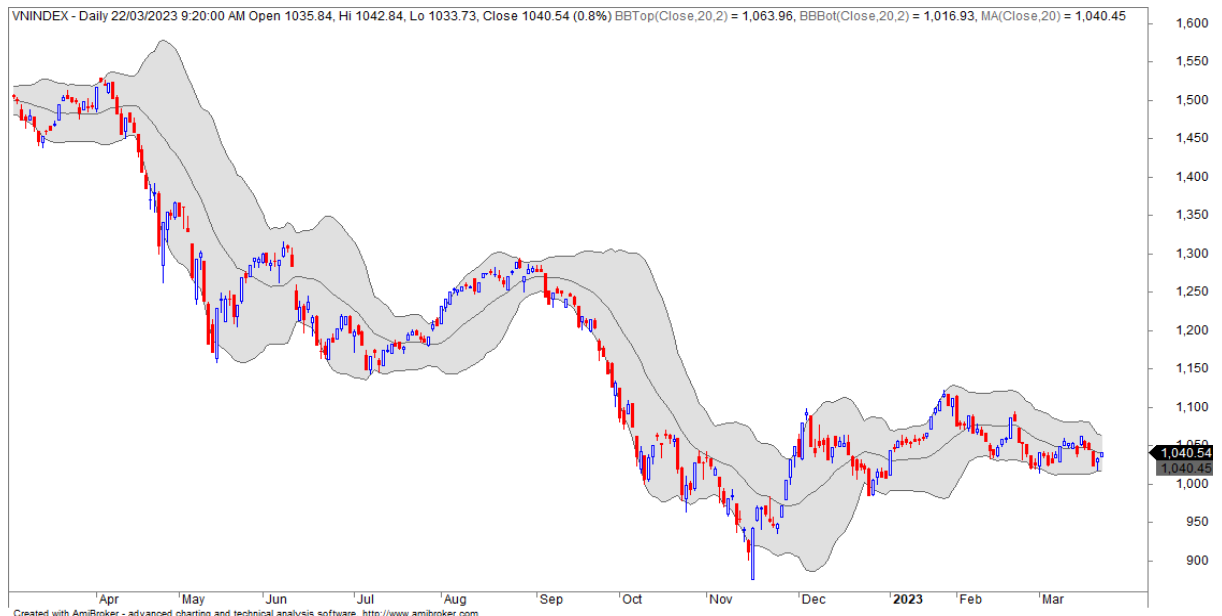
市場短期觀點

我們認為市場在下個交易日可能會調整，VN-Index 在接下來的幾個交易日可能無法突破 1,040 點。同時，市場仍處於短期調整階段，因此市場在未來幾個交易日仍可能在窄幅波動，流動性較低，現金流仍然分化，並主要集中在大型股顯示投資者仍未準備好回歸市場，主要是尋找自己故事的股票。

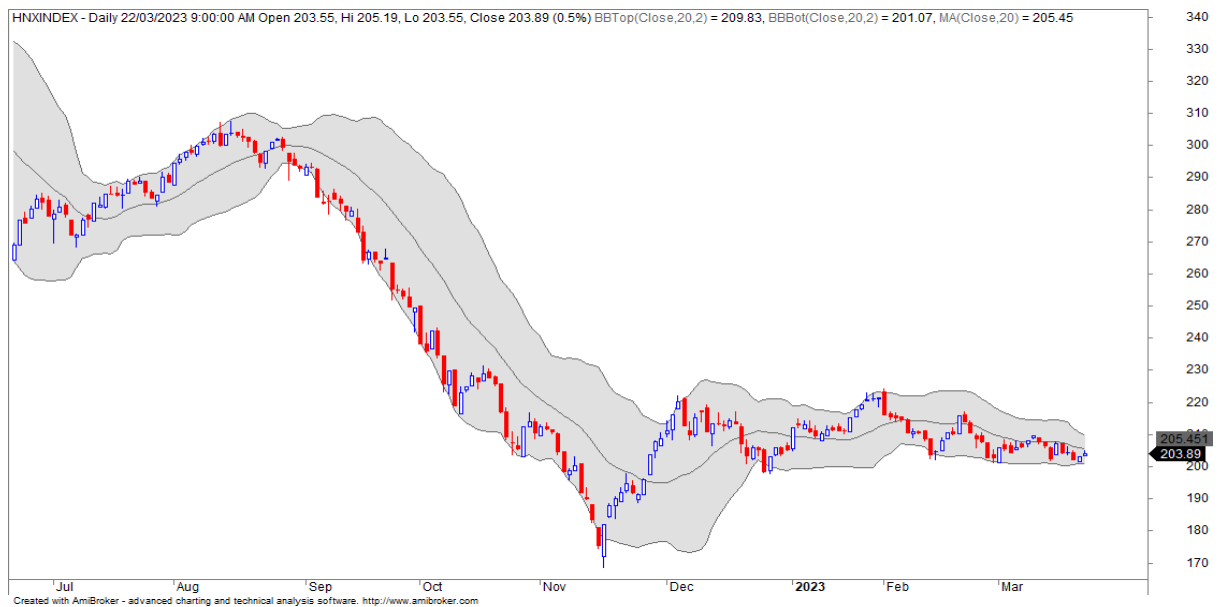
大盤的短期走勢依然下跌。因此，我們建議短期投資者在短期趨勢尚未明顯的情況下，暫不宜增加股票比例，新多頭仍應在 5% 的低比例支付。此外，短期投資者僅應持有短期投資組合 40% 的低比例股票。

請在 <https://ysradar.yuanta.com.vn/> 查看有關股票的信號。

技術分析圖



指數技術分析圖 VN-Index



指數技術分析圖 HNX-Index

指數	短期趨勢	中期趨勢	阻力區 1	阻力區 2	支撐區 1	支撐區 2
VN-Index	下跌	上漲	1110	1130	870	800
HNX-Index	下跌	上漲	197	210	189	160
VN30	下跌	上漲	1120	1140	980	960
VNMidcaps	下跌	上漲	1,030	1200	963	900
VNSmallcaps	下跌	上漲	1000	1150	804	750

胡志明市交易所 (HSX)

	收盤	漲跌%
VNI	1040.54	0.79%
VN30	1043.14	0.78%
VN Mid	1272.73	0.06%
VN Small	1100.44	0.09%

河內交易所 (HSX)

	收盤	漲跌%
HNI	203.96	0.42%
HN30	359.44	0.46%
VNX AllSh	989.4	0.53%

UPCOM 市場 (UPCoM)

	收盤	漲跌%
UPCoM	75.9	0.30%

外資交易	成交值 (Bil.VND)
買進	1425.12
賣出	1250.08
買超/賣超	175.04

外資交易	成交值 (Bil.VND)
買進	20.36
賣出	0.77
買超/賣超	19.58

外資交易	成交值 (Bil.VND)
買進	5.81
賣出	11.94
買超/賣超	-6.14

上漲排名/ 股碼	漲跌(VND)	漲跌%
VHM	2250	4.96%
CTD	1350	3.62%
VPB	650	3.19%
HT1	450	3.03%
VCB	2500	2.89%

上漲排名/ 股碼	漲跌(VND)	漲跌%
HHC	9000	9.78%
CEO	400	1.90%
PTI	600	1.82%
BCC	200	1.74%
DVM	300	1.69%

上漲排名/ 股碼	漲跌(VND)	漲跌%
VFS	2461	11.29%
VOC	931	4.16%
BDT	578	2.55%
BSR	269	1.82%
SSH	875	1.44%

下跌排名/ 股碼	漲跌(VND)	漲跌%
PPC	-1050	-6.95%
DGW	-1300	-3.82%
ST8	-650	-2.90%
FRT	-1600	-2.39%
DXS	-100	-1.61%

下跌排名/ 股碼	漲跌(VND)	漲跌%
TIG	-200	-2.50%
TNG	-300	-1.73%
PLC	-500	-1.52%
LAS	-100	-1.22%
APS	-100	-1.08%

下跌排名/ 股碼	漲跌(VND)	漲跌%
HEM	-2530	-13.04%
QTP	-195	-1.33%
QNS	-278	-0.72%
OIL	-51	-0.59%
C4G	-55	-0.52%

*備註: 市值>5,000 億盾; 成交值>15 億盾

市值排名/ 股碼	Bil.VND
VCB	409,363
BID	229,404
VIC	201,376
VHM	197,688
GAS	197,520

市值排名/ 股碼	Bil.VND
THD	13,755
BAB	13,189
KSF	12,960
IDC	12,606
PVS	11,615

市值排名/ 股碼	Bil.VND
ACV	183,669
VGI	60,514
VEA	50,068
MCH	47,638
BSR	45,962

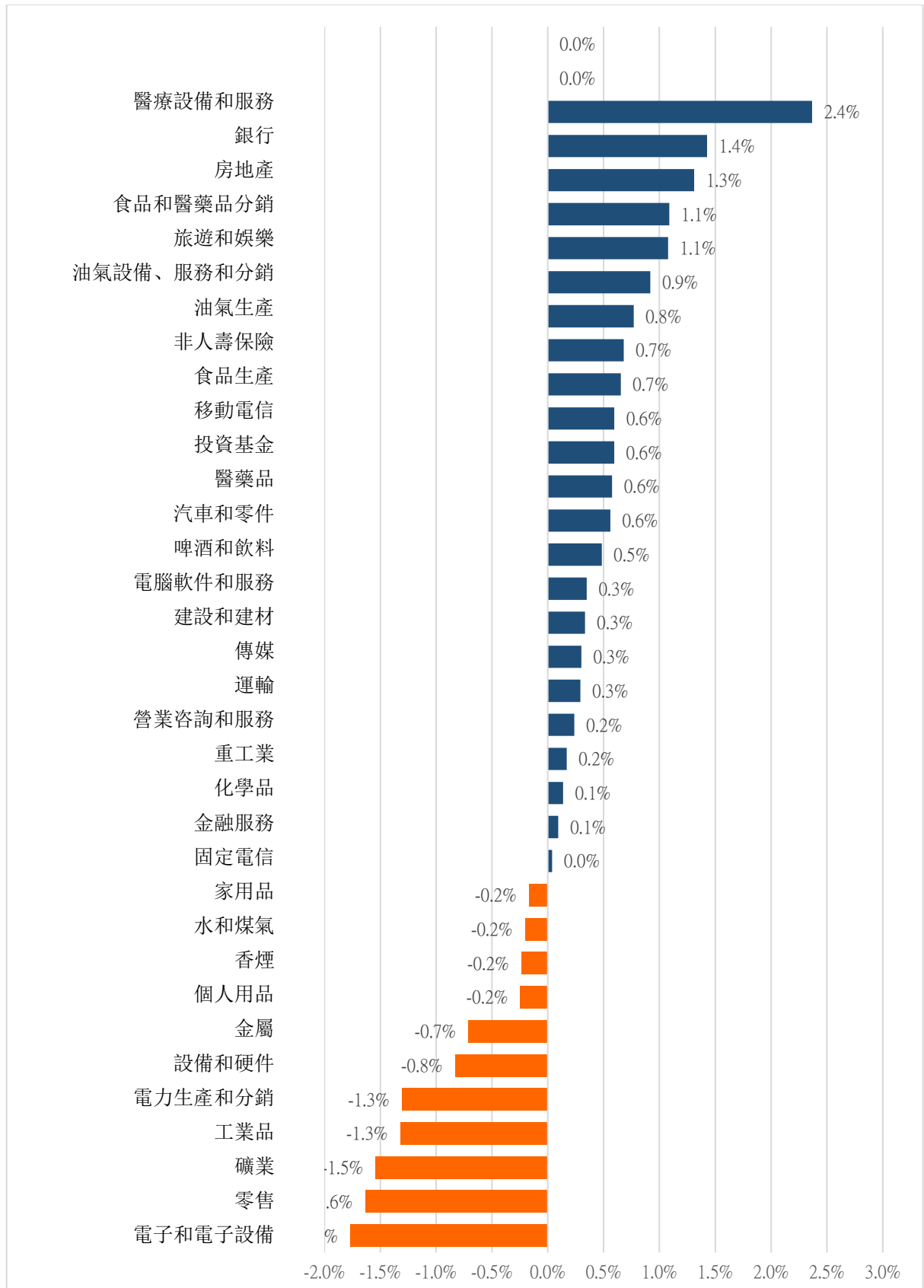
交易量排名/ 股碼	成交值	30 日均
VPB	48,407,800	16,580,918
MSB	22,342,400	1,557,378
STB	18,471,000	18,165,541
VND	16,260,400	18,265,919
SSI	14,536,400	15,599,444

交易量排名/ 股碼	成交值	30 日均
CEO	11,769,277	5,886,543
SHS	5,969,395	11,070,806
PVS	3,641,993	6,512,649
HUT	3,022,863	1,764,905
IDC	2,826,288	2,760,771

交易量排 名/股碼	成交值	30 日均
LMH	3,721,858	2,139,843
BSR	3,548,291	7,295,342
C4G	1,905,641	2,304,045
QTP	942,461	222,920
VHG	939,525	1,271,423

資料源: Bloomberg & Yuanta Research

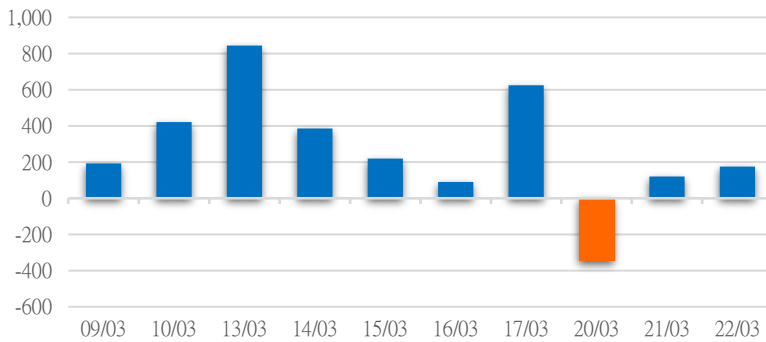
各行業板塊的交易走勢



資料源: FinPro – YSVN

外資買進賣統計

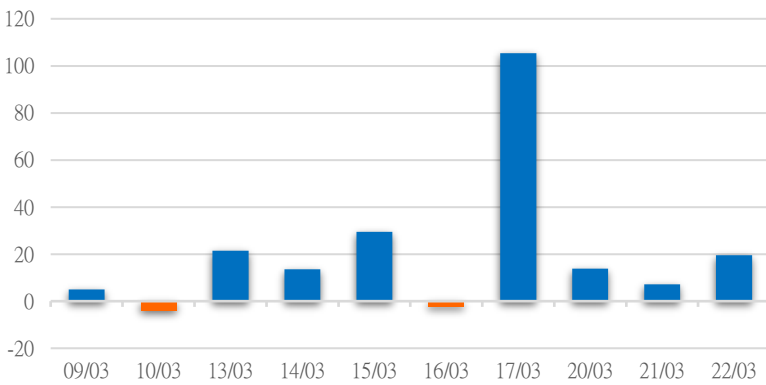
HSX 外資每日買/賣超



證券代碼	買超金額 (Mil.VND)	證券代碼	賣超金額 (Mil.VND)
VHM	76,074	MSN	40,702
DCM	34,754	PLX	26,873
VCB	27,483	DGW	20,202
KDH	24,446	VNM	16,451
STB	17,958	FUEVFNVD	8,484

HSX 外資買/賣超的前 5 名

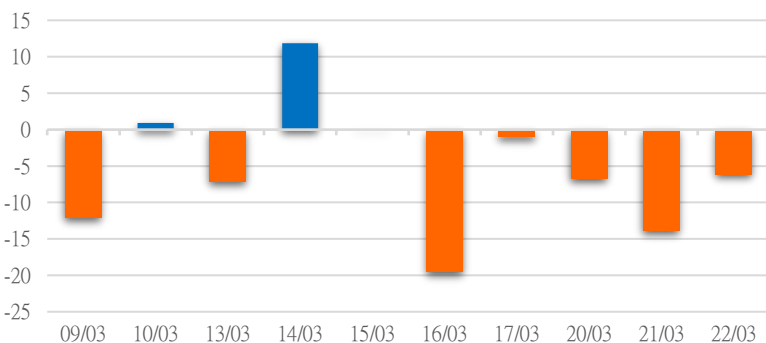
HNX 外資每日買/賣超



證券代碼	買超金額 (Mil.VND)	證券代碼	賣超金額 (Mil.VND)
PVS	8,939	BVS	357
IDC	8,353	NVB	127
CEO	1,059	D11	58
SLS	668	ICG	45
THD	392	PTI	34

HNX 外資買/賣超的前 5 名

UPCOM 外資每日買/賣超



證券代碼	買超金額 (Mil.VND)	證券代碼	賣超金額 (Mil.VND)
CST	1,662	VTP	6,825
QTP	1,121	QNS	2,796
VEA	612	CSI	151
MCH	80	VLG	14
DNW	68	VLC	10

UPCOM 外資買/賣超的前 5 名

源: FiiPro - YSVN

自營統計

證券代碼	買超金額 (Mil.VND)	證券代碼	賣超金額 (Mil.VND)
FUEVN100	27,570	FUEVFNVD	56,211
VPB	18,460	E1VFN30	43,505
FUESSVFL	6,289	STB	37,483
SSI	3,265	VIC	21,390
HAH	964	MSN	14,202

HSX 自營交易最大前名

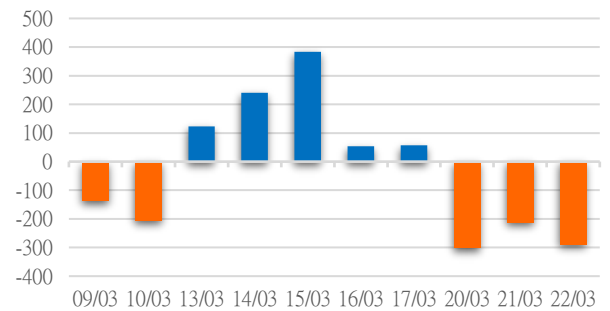
證券代碼	買超金額 (Mil.VND)	證券代碼	賣超金額 (Mil.VND)
IDC	152.40		

HNX 自營交易最大前名

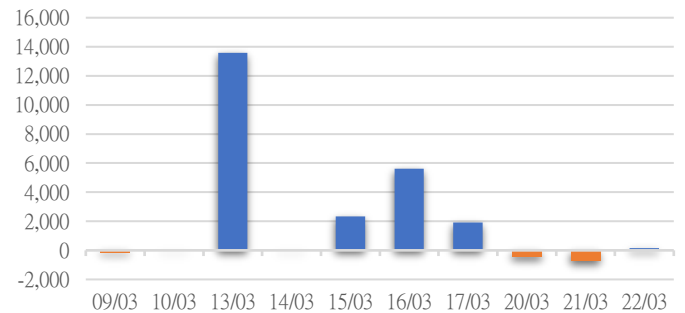
證券代碼	買超金額 (Mil.VND)	證券代碼	賣超金額 (Mil.VND)
VTP	2,640.00	ACV	8
QTP	1,367		
MCH	168		

UPCoM 自營交易最大前名

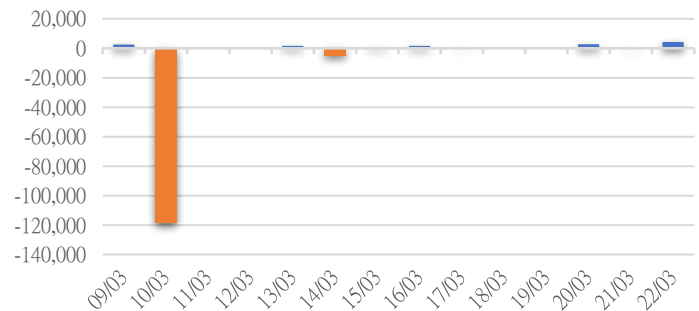
HSX 自營交易每日買/賣超 (Bil.VND)



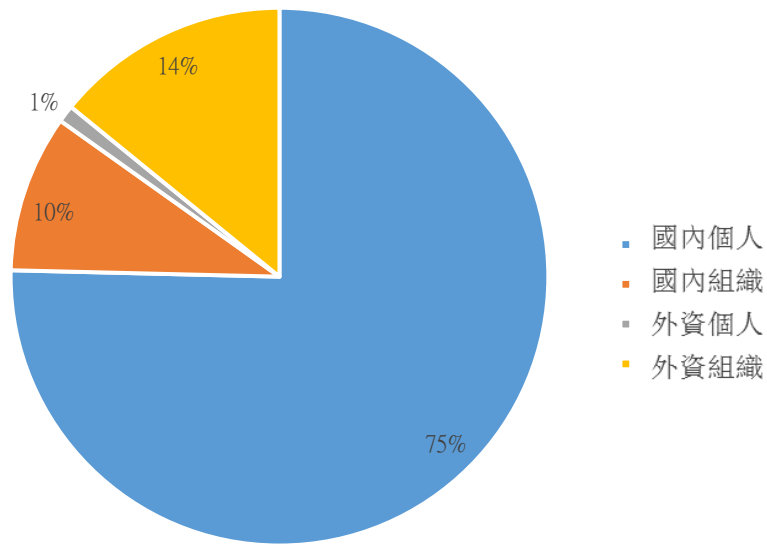
HNX 自營交易每日買/賣超 (Mil.VND)



UPCoM 自營交易每日買/賣超 (Mil.VND)

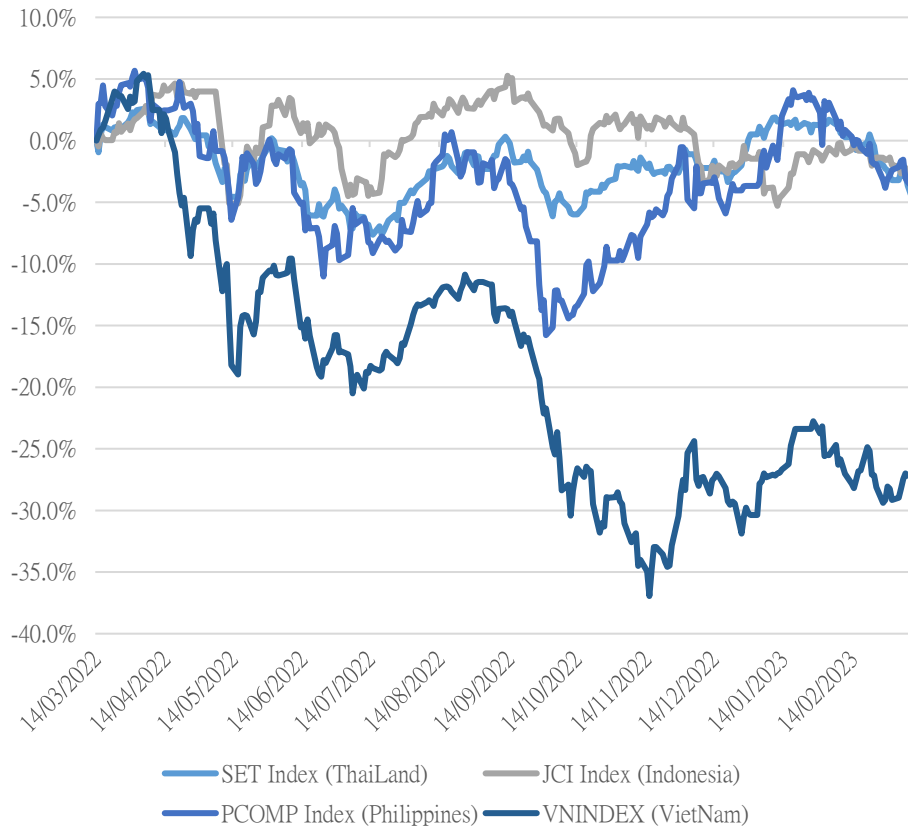


越南證券市場投資人類別統計



資料源: FiiPro – YSVN

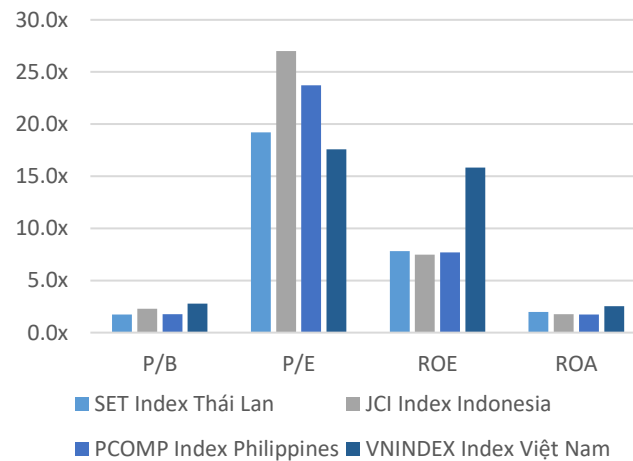
東南亞主要市場走勢比較



東南亞主要市場數據

		Thailand	Indonesia	Philippines	Vietnam
P/B		1.6x	2.0x	1.6x	1.6x
P/E		19.3x	15.0x	15.2x	13.3x
ROE	%	8.45	13.51	10.86	13.99
ROA	%	2.11	3.72	2.48	2.20
Vốn hóa	Tỷ USD	562.23	619.37	173.92	172.48
GTGD	Triệu USD	1.34	0.51	0.08	0.25
LS cổ tức	%	2.82	2.64	2.17	1.76

源: Bloomberg & YSVN



元大證券（越南）公司

個人客戶分析部

Nguyễn Thế Minh
研究分析經理
+84 28 3622 6868 ext 3826
minh.nguyen@yuanta.com.vn

Lý Thị Hiền
研究分析主管
+84 28 3622 6868 ext 3908
hien.ly@yuanta.com.vn

Quách Đức Khánh
研究分析副主管
+84 28 3622 6868 ext 3833
khanh.quach@yuanta.com.vn

Khổng Hữu Hiệp
高級分析專員
+84 28 3622 6868 ext 3912
hiiep.khong@yuanta.com.vn

Nguyễn Trịnh Ngọc Hồng
高級分析專員
+84 28 3622 6868 ext 3832
hong.nguyen@yuanta.com.vn

Phạm Tấn Phát
高級分析專員
+84 28 3622 6868 ext 3880
phat.pham@yuanta.com.vn

個人客戶業務部

Phạm Đắc Thành
北部分行經理
+84 28 3622 6868 ext 3416
thanh.pham@yuanta.com.vn

Võ Thị Thu Thủy
平陽分行經理
+84 28 3622 6868 ext 3505
thuy.vo@yuanta.com.vn

Lương Kỳ Ty
堤岸分行經理
+84 28 3622 6868 ext 3653
ty.luong@yuanta.com.vn

Bùi Quốc Phong
同奈分行經理
+84 28 3622 6868 ext 3701
phong.bui@yuanta.com.vn

Võ Đình Tuấn
峴港分行經理
+84 28 3622 6868 ext 3301
tuan.vo@yuanta.com.vn

Nguyễn Việt Quang
河內分行經理
+84 28 3622 6868 ext 3404
quang.nguyen@yuanta.com.vn

Đinh Thị Thu Cúc
頭頓分行經理
+84 28 3622 6868 ext 3203
cuc.dinh@yuanta.com.vn

Appendix A: Important Disclosures

Analyst Certification

Each research analyst primarily responsible for the content of this research report, in whole or in part, certifies that with respect to each security or issuer that the analyst covered in this report: (1) all of the views expressed accurately reflect his or her personal views about those securities or issuers; and (2) no part of his or her compensation was, is, or will be, directly or indirectly, related to the specific recommendations or views expressed by that research analyst in the research report.

Ratings Definitions

BUY: We have a positive outlook on the stock based on our expected absolute or relative return over the investment period. Our thesis is based on our analysis of the company's outlook, financial performance, catalysts, valuation and risk profile. We recommend investors add to their position.

HOLD-Outperform: In our view, the stock's fundamentals are relatively more attractive than peers at the current price. Our thesis is based on our analysis of the company's outlook, financial performance, catalysts, valuation and risk profile.

HOLD-Underperform: In our view, the stock's fundamentals are relatively less attractive than peers at the current price. Our thesis is based on our analysis of the company's outlook, financial performance, catalysts, valuation and risk profile.

SELL: We have a negative outlook on the stock based on our expected absolute or relative return over the investment period. Our thesis is based on our analysis of the company's outlook, financial performance, catalysts, valuation and risk profile. We recommend investors reduce their position.

Under Review: We actively follow the company, although our estimates, rating and target price are under review.

Restricted: The rating and target price have been suspended temporarily to comply with applicable regulations and/or Yuanta policies.

Note: Yuanta research coverage with a Target Price is based on an investment period of 12 months. Greater China Discovery Series coverage does not have a formal 12 month Target Price and the recommendation is based on an investment period specified by the analyst in the report.

Global Disclaimer

© 2018 Yuanta. All rights reserved. The information in this report has been compiled from sources we believe to be reliable, but we do not hold ourselves responsible for its completeness or accuracy. It is not an offer to sell or solicitation of an offer to buy any securities. All opinions and estimates included in this report constitute our judgment as of this date and are subject to change without notice.

This report provides general information only. Neither the information nor any opinion expressed herein constitutes an offer or invitation to make an offer to buy or sell securities or other investments. This material is prepared for general circulation to clients and is not intended to provide tailored investment advice and does not take into account the individual financial situation and objectives of any specific person who may receive this report. Investors should seek financial advice regarding the appropriateness of investing in any securities, investments or investment strategies discussed or recommended in this report. The information contained in this report has been compiled from sources believed to be reliable but no representation or warranty, express or implied, is made as to its accuracy, completeness or correctness. This report is not (and should not be construed as) a solicitation to act as securities broker or dealer in any jurisdiction by any person or company that is not legally permitted to carry on such business in that jurisdiction.

Yuanta research is distributed in the United States only to Major U.S. Institutional Investors (as defined in Rule 15a-6 under the Securities Exchange Act of 1934, as amended and SEC staff interpretations thereof). All transactions by a US person in the securities mentioned in this report must be effected through a registered broker-dealer under Section 15 of the Securities Exchange Act of 1934, as amended. Yuanta research is distributed in Taiwan by Yuanta Securities Investment Consulting. Yuanta research is distributed in Hong Kong by Yuanta Securities (Hong Kong) Co. Limited, which is licensed in Hong Kong by the Securities and Futures Commission for regulated activities, including Type 4 regulated activity (advising on securities). In Hong Kong, this research report may not be redistributed, retransmitted or disclosed, in whole or in part or any form or manner, without the express written