

個股焦點

GMD, C4G



# GMD - 確認短期上漲反轉模式

Mã CP	Tên công ty	Sàn GD
<b>GMD</b>	<b>Gemadep</b>	<b>HOSE</b>
YS30 VNDIAMOND ETF FUEDCMID		
<b>STOCK RATING</b> <b>91</b>	<b>ĐIỂM CƠ BẢN</b> <b>100</b>	<b>SỨC MẠNH GIÁ</b> <b>81</b>
Xu hướng ngắn hạn		Ngày <b>03/04/2023</b>
Khuyến nghị	<b>買進</b>	Giá đóng cửa <b>52,400</b>

短期阻力關卡: 54.60

短期支撐關卡: 50.80

短期趨勢 (5-10 天): 上漲

中期阻力關卡: 56.20

中期支撐關卡: 48.60

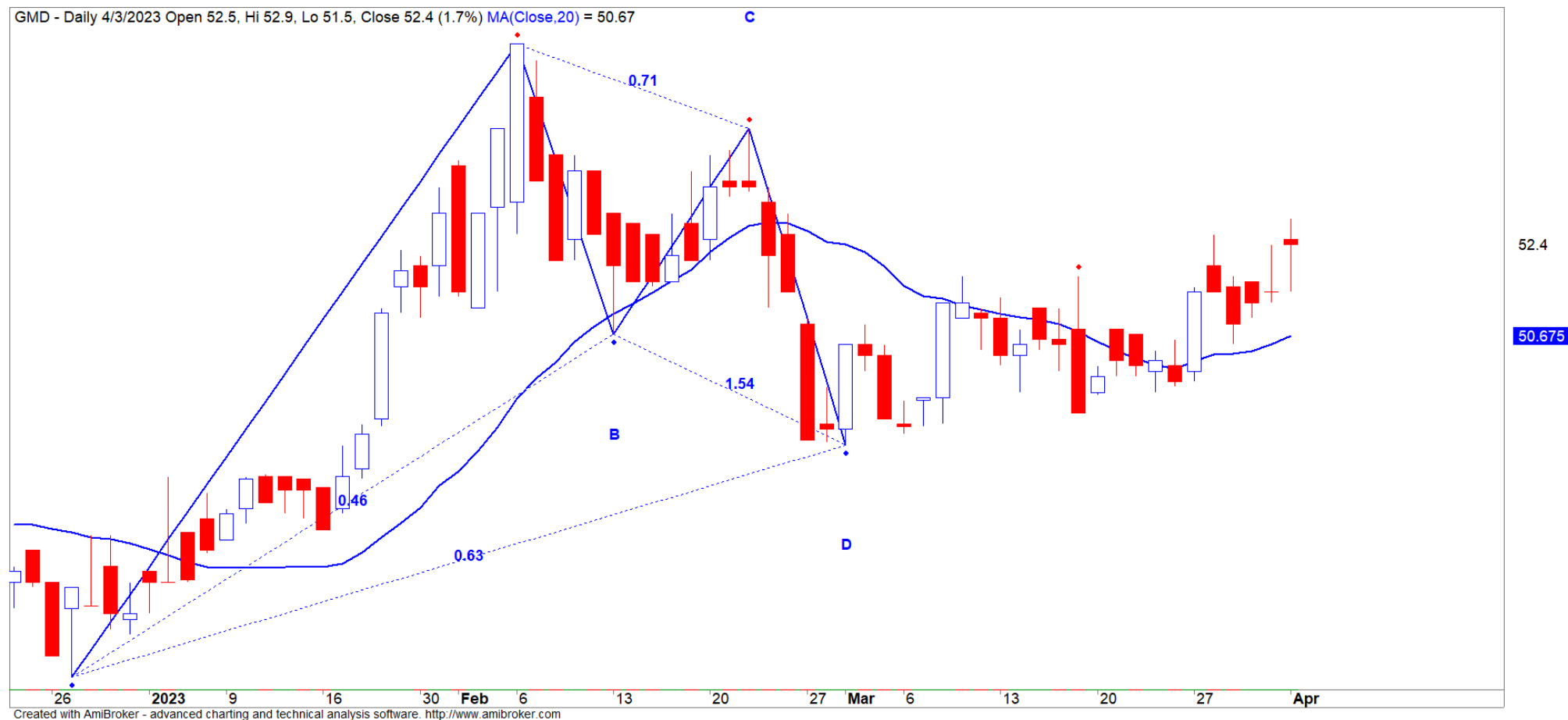
中期趨勢 (1-3 月): 上漲

# GMD - 確認短期上漲反轉模式

- GMD 的股票評級為 91 點，因此我們維持該股票的積極增長評級。
- GMD 的價格走勢圖收盤上漲 1.7%，成交量強勁增加至 20 日均線以上。同時，價格走勢圖出現進入積極劇烈波動期的跡象，顯示短期趨勢可能在未來一段時間更加明顯。此外，價格走勢圖也確認短期上漲蝙蝠反轉模式。
- 根據價格模式，我們認為價格走勢圖仍處於中期上漲趨勢，並在 60.0-61.0 的目標區域前進。
- GMD 的短期趨勢也調整至上漲。因此，我們建議短期投資者可以考慮以現價買進。

股票代碼	GMD
建議價格	52.40
目前價格	52.40
短期趨勢	上漲
中期趨勢	上漲
短期目標	61.06
與目前價格相比的短期上漲空間	16.53%
短期停損	49.76
Reward/ Risk	2.58
預期持有 (盤)	18
最佳分配比例	10.46%
建議	買進

# GMD - 確認短期上漲反轉模式




# C4G — 短期現金流在折現期後強勁增長


Mã CP	Tên công ty	Sàn GD
<b>C4G</b>	<b>Tập Đoàn Cienco4</b>	<b>UPCOM</b>

<b>STOCK RATING</b> <b>81</b>	<b>ĐIỂM CƠ BẢN</b> <b>86</b>	<b>SỨC MẠNH GIÁ</b> <b>75</b>
----------------------------------	---------------------------------	----------------------------------

Xu hướng ngắn hạn  Ngày **03/04/2023**

Khuyến nghị **買進**  Giá đóng cửa **11,700**

短期阻力關卡: 12.26

短期支撐關卡: 10.70

短期趨勢 (5-10 天): 上漲

中期阻力關卡: 12.65

中期支撐關卡: 10.10

中期趨勢 (1-3 月): 上漲

# C4G —短期現金流在折現期後強勁增長

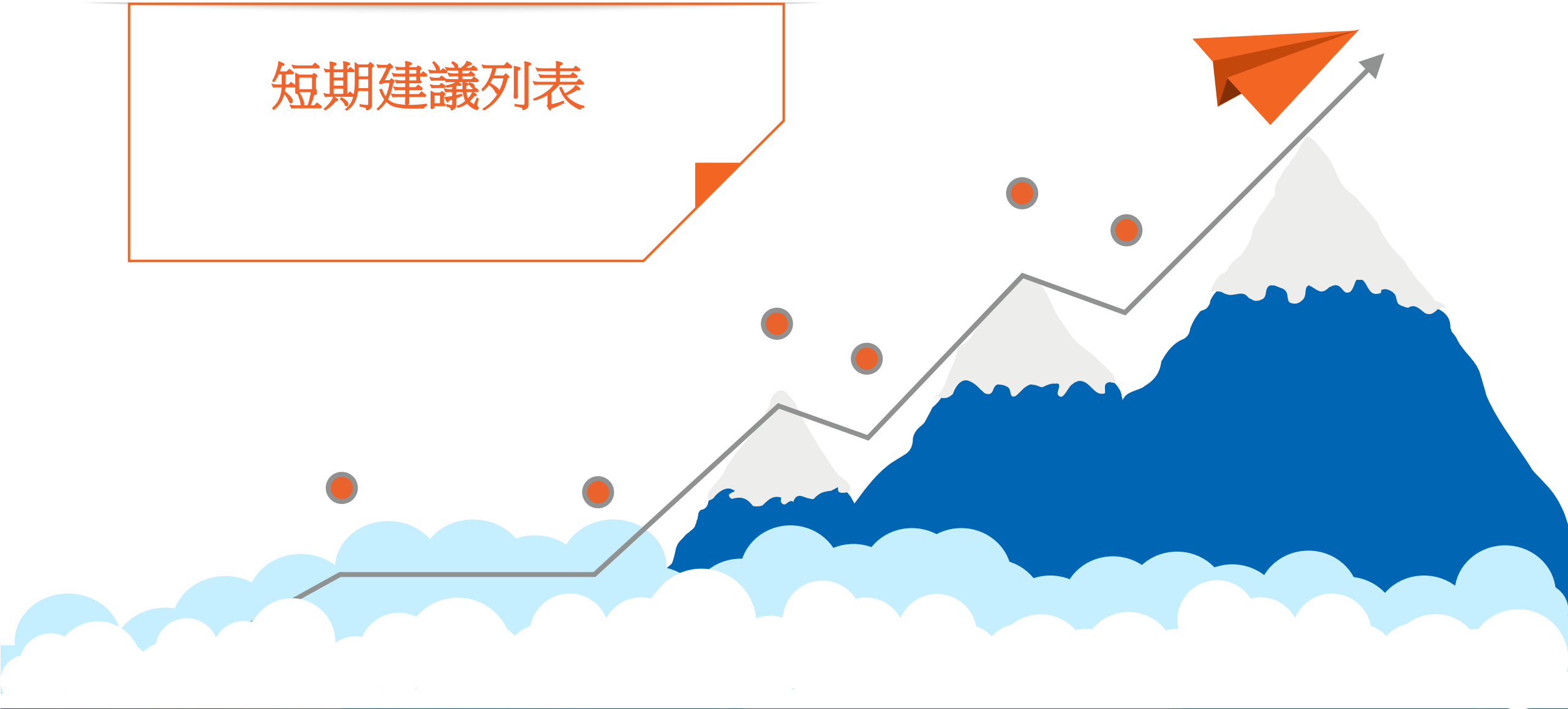
- C4G 的股票評級為 81 點，因此我們維持該股票的積極增長評級。
- C4G 的價格走勢圖收盤上漲 8.3%，成交量突然增加至 20 日均線以上。同時，C4G 的價格走勢圖進入積極劇烈波動期，因此短期走勢較為明顯。積極點是，自 2022 年 3 月以來，該檔股票被大幅折現後，短期現金流強勁增加。
- C4G 的短期趨勢也調整至上漲。因此，我們建議短期投資者可以考慮以 5% 的低比例買進，若價格強度在 80 點以上，則逐步增加至 41.85%。

股票代碼	C4G
建議價格	11.70
目前價格	11.70
短期趨勢	上漲
中期趨勢	上漲
短期目標	15.07
與目前價格相比的短期上漲空間	28.79%
短期停損	10.36
Reward/ Risk	3.39
預期持有 (盤)	32
最佳分配比例	41.85%
建議	買進

# C4G — 短期現金流在折現期後強勁增長



# 短期建議列表





# 短期建議列表

股碼	股價	短期趨勢	中期趨勢	建議買進日期	T+交易	短期買進價格	Stop loss	報酬%	建議
BID	45.90	上漲	上漲	01/11/2022	T+110	34.55	44.77	32.85%	持有
TCM	50.40	上漲	上漲	16/02/2023	T+33	53.00	48.35	-4.91%	持有
PC1	29.40	上漲	上漲	17/02/2023	T+32	25.95	27.03	13.29%	持有
NT2	29.15	上漲	上漲	20/02/2023	T+31	29.40	27.83	-0.85%	持有
CTG	29.95	上漲	上漲	09/03/2023	T+18	29.40	28.49	1.87%	持有
KSB	27.30	上漲	上漲	09/03/2023	T+18	25.80	25.46	5.81%	持有
VCB	92.80	上漲	上漲	29/03/2023	T+4	91.80	87.82	1.09%	持有
HCM	26.10	上漲	上漲	03/04/2023	T+1	25.50	24.34	2.35%	持有
STB	26.75	上漲	上漲	03/04/2023	T+1	26.20	25.23	2.10%	持有
GMD	52.40	上漲	上漲	04/04/2023	T+0	52.40	49.76	0.00%	買進
C4G	11.70	上漲	上漲	04/04/2023	T+0	11.70	10.36	0.00%	買進

# 聯繫

## 個人客戶分析部

### **Nguyễn Thế Minh**

研究分析經理

+84 28 3622 6868 ext 3826

minh.nguyen@yuanta.com.vn

### **Lý Thị Hiền**

研究分析主管

+84 28 3622 6868 ext 3908

hien.ly@yuanta.com.vn

### **Quách Đức Khánh**

高級分析專員

+84 28 3622 6868 ext 3833

khanh.quach@yuanta.com.vn

### **Nguyễn Trịnh Ngọc Hồng**

高級分析專員

+84 28 3622 6868 ext 3832

hong.nguyen@yuanta.com.vn

### **Khổng Hữu Hiệp**

高級分析專員

+84 28 3622 6868 ext 3912

hiep.khong@yuanta.com.vn

### **Phạm Tấn Phát**

高級分析專員

+84 28 3622 6868 ext 3880

phat.pham@yuanta.com.vn

### **Ngô Thanh Thảo**

分析助理

+84 28 3622 6868 ext 3952

thao.ngo@yuanta.com.vn

# Global Disclaimer



© 2020 Yuanta. All rights reserved. The information in this report has been compiled from sources we believe to be reliable, but we do not hold ourselves responsible for its completeness or accuracy. It is not an offer to sell or solicitation of an offer to buy any securities. All opinions and estimates included in this report constitute our judgment as of this date and are subject to change without notice.

This report provides general information only. Neither the information nor any opinion expressed herein constitutes an offer or invitation to make an offer to buy or sell securities or other investments. This material is prepared for general circulation to clients and is not intended to provide tailored investment advice and does not take into account the individual financial situation and objectives of any specific person who may receive this report. Investors should seek financial advice regarding the appropriateness of investing in any securities, investments or investment strategies discussed or recommended in this report. The information contained in this report has been compiled from sources believed to be reliable but no representation or warranty, express or implied, is made as to its accuracy, completeness or correctness. This report is not (and should not be construed as) a solicitation to act as securities broker or dealer in any jurisdiction by any person or company that is not legally permitted to carry on such business in that jurisdiction.

Yuanta research is distributed in the United States only to Major U.S. Institutional Investors (as defined in Rule 15a-6 under the Securities Exchange Act of 1934, as amended and SEC staff interpretations thereof). All transactions by a US person in the securities mentioned in this report must be effected through a registered broker-dealer under Section 15 of the Securities Exchange Act of 1934, as amended. Yuanta research is distributed in Taiwan by Yuanta Securities Investment Consulting. Yuanta research is distributed in Hong Kong by Yuanta Securities (Hong Kong) Co. Limited, which is licensed in Hong Kong by the Securities and Futures Commission for regulated activities, including Type 4 regulated activity (advising on securities). In Hong Kong, this research report may not be redistributed, retransmitted or disclosed, in whole or in part or any form or manner, without the express written consent of Yuanta Securities (Hong Kong) Co. Limited.