

## 市場測試 1042-1048 點

2023/04/27

合約走勢					
單位	收盤	+/-	交易量	到期日	剩餘時間
單位	點數	點數	合約	日期	日
VN30F2112	1037.5	6.8	222,852	18/05	24
VN30F2201	1034.0	5.3	850	15/06	52
VN30F2203	1032.1	6.0	55	21/09	150
VN30F2206	1032.0	3.5	72	21/12	241

源自 Bloomberg – YSVN

合約更改交易量和持倉量				
單位	交易量	+/-	OI	+/-
單位	合約	%		%
VN30F2112	222,852	18.5%	61,447	
VN30F2201	850	80.5%	1744	
VN30F2203	55	-5.2%	1,042	
VN30F2206	72	-67.4%	210	

源自: Bloomberg – YSVN

合約的基差變動			
單位	基差	前一盤	+/-
單位	點數	點數	點數
VN30F2112	-7.7	-6.3	-1.4
VN30F2201	-11.2	-6.3	-4.9
VN30F2203	-13.1	-10.9	-2.2
VN30F2206	-13.2	-8.5	-4.7

源自: Bloomberg – YSVN

### 合約走勢

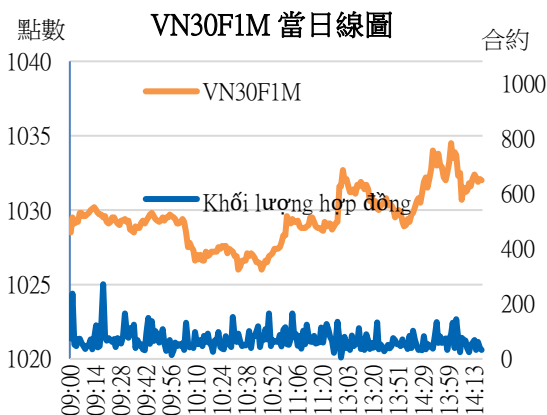
- 與 VN30-Index 相比，VN30F2305 收盤上漲 7 點，基差為 -7.7 點。
- 與前一交易日相比，VN30F2305 的成交量增加 19%，VN30F2306 增加 81%，VN30F2309 減少 5%，VN30F2312 減少 67%。

### VN30F1M 的評估

- VN30F2305 從 1028 點的線性回歸下限復甦，價格走勢圖重新測試 1042 點的通道線上限。此外，價格復甦在 1048 點的阻力位。因此，VN30F2305 可能會繼續在下個交易日復甦至 1042-1048 點，但在 Expanded Flat (A-B-C) 形態的 C 波復甦時，則無法突破該區域。
- 在日線圖上，短期趨勢仍然下跌，追蹤停損於 1055 點。

### 投資策略

當天策略 (Intraday)	投資者考慮在 1042-1048 點開設空頭，停損於 1050 點。
主要短期趨勢策略 (Daily)	投資者持有 VN30F2305 空頭，當價格收於 1055 點以上時停損。



Pham Tan Phat

高級分析專員

Email: [phat.pham@yuanta.com.vn](mailto:phat.pham@yuanta.com.vn)

Phone: (084) 28 3622 6868 ext 3880



### VN30F1M 合約走勢圖

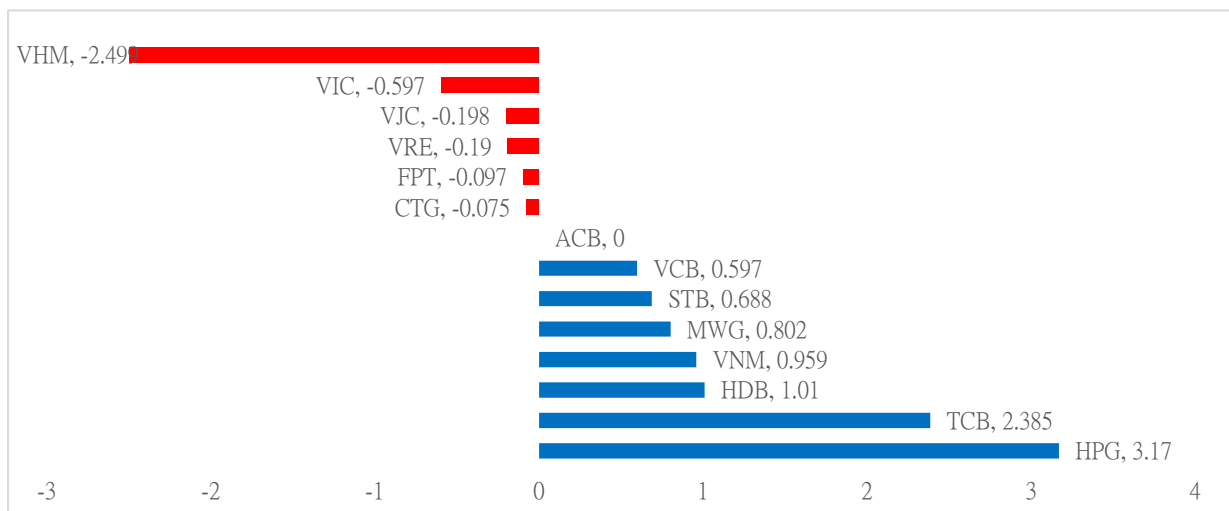


	VN30F2305-Daily	VN30F2305-1H
趨勢	下跌	橫盤
支撐 1	1010	1028
支撐 2	917	1010
阻力 1	1063	1048
阻力 2	1150	1055

### VN30-INDEX 指數走勢

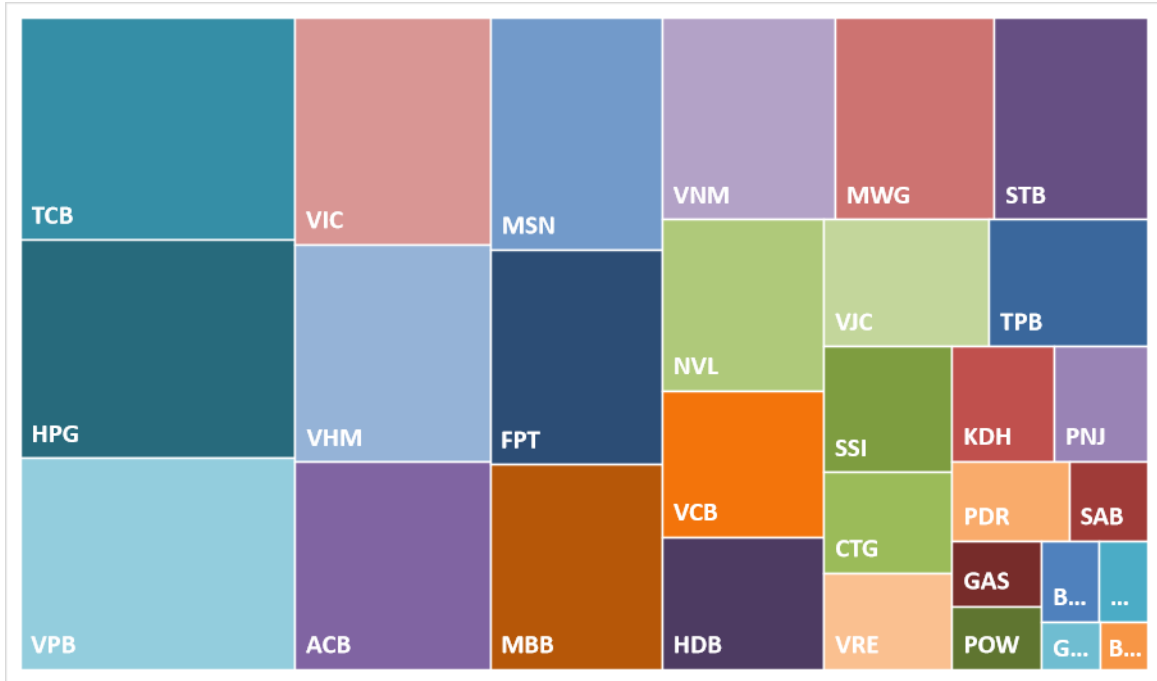
VN30-Index 收盤上漲 0.79%，HPG、TCB 和 HDB 是支撐指數最多的股票。另一方面，VHM、VIC 和 VJC 是導致指數下跌的股票。

### VN30-INDEX 中最有影響力的成份股

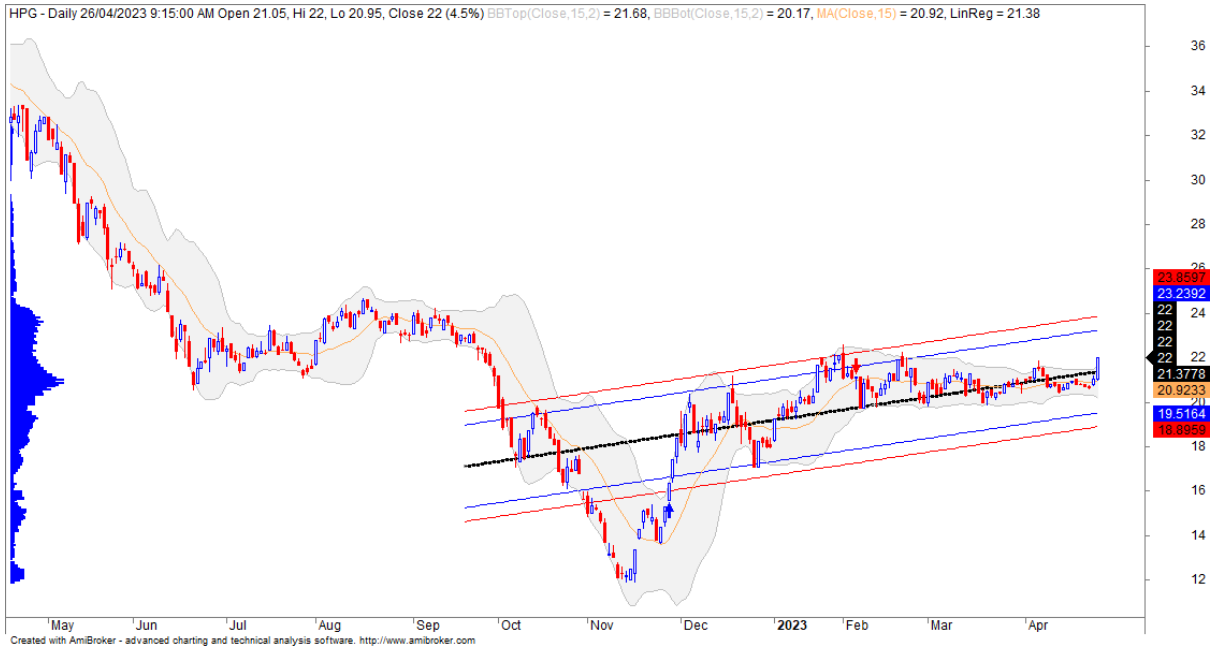




VN30-INDEX 中的資本化



HPG 的走勢圖



**VN30-INDEX 中的成分股**

股碼	公司名稱	行業	比重	收盤價	資本化	PER	PBR	3 個月平均交易量	外資持有	52 週最高	52 週最低
		單位	%	VND	Bil. VND	x	x	'000 cp	%	VND	VND
BID	越南投資與發展商業股份銀行	金融	0.6%	38,400	194,247	14.9	2.1	1,557	17%	49,950	28,950
KDH	Khang Dien 房屋貿易投資股份公司	房地產	1.5%	38,750	27,777	22.1	2.6	934	32%	52,273	33,909
CTG	越南工商股份銀行	金融	1.7%	28,450	136,724	9.3	1.3	4,371	27%	38,200	22,500
ACB	亞洲商業股份銀行	金融	5.8%	24,850	83,929	7.1	1.6	3,038	30%	29,480	22,000
PLX	越南油氣集團	能源	0.4%	41,950	53,301	81.6	2.3	1,012	18%	65,900	37,050
BVH	Bao Viet 集團	金融	0.3%	57,500	42,684	24.2	1.9	1,465	27%	70,000	47,000
FPT	FPT 發展投資工藝股份公司	科技	6.5%	86,000	94,344	19.0	4.8	2,179	49%	99,083	70,000
GAS	越南氣體總公司 - 股份公司	公用服務	0.9%	110,900	212,257	16.5	3.6	1,036	3%	134,000	85,000
POW	越南天然氣股份總公司	公用服務	0.7%	13,950	32,669	20.7	1.1	15,510	2%	20,800	10,400
HDB	胡志明市發展商業股份銀行	金融	2.8%	25,050	50,406	7.2	1.5	2,023	17%	33,950	21,500
HPG	Hoa Phat (和發) 集團股份公司	原材料	6.2%	23,800	138,392	5.0	1.4	26,376	21%	44,923	20,500
MBB	軍隊貿易股份銀行	金融	4.6%	27,200	102,770	6.5	1.5	8,292	23%	34,900	21,850
MSN	Masan 集團股份公司	必需消費品	5.5%	105,800	150,630	14.8	5.2	906	29%	145,833	85,700
MWG	世界移動通信投資股份公司	非必需消費品	5.3%	63,600	93,092	18.9	4.2	3,216	49%	81,400	52,667
NVL	Nova 房地產投資集團股份公司	房地產	5.3%	83,200	162,226	50.4	4.4	2,449	6%	91,000	72,000
PNJ	Phu Nhuan (富潤) 珠寶股份公司	非必需消費品	2.4%	26,000	54,799	7.6	1.9	1,864	21%	36,296	18,000
GVR	越南橡膠工業集團	原材料	0.3%	25,050	100,200	21.3	2.0	1,757	0%	43,300	20,500
PDR	Phat Dat 開發房地產股份公司	房地產	1.2%	53,700	36,067	17.2	4.7	1,846	3%	73,221	48,200
TPB	Tien Phong 股份商業銀行	金融	1.8%	28,300	44,764	8.1	1.5	2,405	30%	44,000	24,778
SAB	西貢啤酒 - 酒精 - 飲料股份公司	必需消費品	1.0%	182,000	116,713	25.9	5.1	143	63%	191,000	139,800
SSI	SSI 西貢證券股份公司	金融	2.1%	24,550	36,583	9.1	1.7	19,137	25%	54,232	16,965
STB	西貢商信銀行 (sacombank)	金融	3.8%	24,900	46,942	13.1	1.3	16,717	23%	36,700	18,600
TCB	越南技商股份銀行 (Techcombank)	金融	7.2%	38,800	136,223	6.7	1.3	5,382	22%	56,000	32,550
VCB	越南外商貿易股份銀行	金融	3.4%	80,500	380,968	#N/A N/A	#N/A N/A	1,024	24%	96,000	68,900
VHM	Vinhomes 股份公司	房地產	6.5%	61,300	266,923	9.5	2.2	2,980	23%	93,769	58,300
VIC	Vingroup 集團股份公司	房地產	5.0%	64,800	247,143	#N/A N/A	2.4	1,674	12%	109,600	64,000
VJC	Vietjet 越捷航空股份公司	工業	2.7%	125,400	67,918	180.4	3.9	608	17%	149,000	116,300
VNM	越南牛奶股份公司	必需消費品	4.9%	72,500	151,522	17.9	4.4	2,053	55%	92,400	64,500
VPB	Viet Nam Thịnh Vương (越南繁榮) 貿易股份銀行	金融	7.6%	30,100	133,809	8.0	1.5	10,658	18%	41,050	26,500
VRE	Vincom Retail 股份公司	房地產	2.1%	28,400	64,534	49.8	2.0	2,238	32%	37,000	25,100

## 元大證券（越南）公司

### 個人客戶分析部

**Nguyễn Thế Minh**  
研究分析經理  
+84 28 3622 6868 ext 3826  
minh.nguyen@yuanta.com.vn

**Lý Thị Hiền**  
研究分析主管  
+84 28 3622 6868 ext 3908  
hien.ly@yuanta.com.vn

**Quách Đức Khánh**  
研究分析副主管  
+84 28 3622 6868 ext 3833  
khanh.quach@yuanta.com.vn

**Khổng Hữu Hiệp**  
高級分析專員  
+84 28 3622 6868 ext 3912  
hiep.khong@yuanta.com.vn

**Nguyễn Trịnh Ngọc Hồng**  
高級分析專員  
+84 28 3622 6868 ext 3832  
hong.nguyen@yuanta.com.vn

**Phạm Tấn Phát**  
高級分析專員  
+84 28 3622 6868 ext 3880  
phat.pham@yuanta.com.vn

### 個人客戶業務部

**Phạm Đắc Thành**  
北部分行經理  
+84 28 3622 6868 ext 3416  
thanh.pham@yuanta.com.vn

**Võ Thị Thu Thủy**  
平陽分行經理  
+84 28 3622 6868 ext 3505  
thuy.vo@yuanta.com.vn

**Lương Kỳ Ty**  
堤岸分行經理  
+84 28 3622 6868 ext 3653  
ty.luong@yuanta.com.vn

**Bùi Quốc Phong**  
同奈分行經理  
+84 28 3622 6868 ext 3701  
phong.bui@yuanta.com.vn

**Võ Đình Tuấn**  
峴港分行經理  
+84 28 3622 6868 ext 3301  
tuan.vo@yuanta.com.vn

**Nguyễn Việt Quang**  
河內分行經理  
+84 28 3622 6868 ext 3404  
quang.nguyen@yuanta.com.vn

**Đinh Thị Thu Cúc**  
頭頓分行經理  
+84 28 3622 6868 ext 3203  
cuc.dinh@yuanta.com.vn

## Appendix A: Important Disclosures

### Analyst Certification

Each research analyst primarily responsible for the content of this research report, in whole or in part, certifies that with respect to each security or issuer that the analyst covered in this report: (1) all of the views expressed accurately reflect his or her personal views about those securities or issuers; and (2) no part of his or her compensation was, is, or will be, directly or indirectly, related to the specific recommendations or views expressed by that research analyst in the research report.

### Ratings Definitions

**BUY:** We have a positive outlook on the stock based on our expected absolute or relative return over the investment period. Our thesis is based on our analysis of the company's outlook, financial performance, catalysts, valuation and risk profile. We recommend investors add to their position.

**HOLD-Outperform:** In our view, the stock's fundamentals are relatively more attractive than peers at the current price. Our thesis is based on our analysis of the company's outlook, financial performance, catalysts, valuation and risk profile.

**HOLD-Underperform:** In our view, the stock's fundamentals are relatively less attractive than peers at the current price. Our thesis is based on our analysis of the company's outlook, financial performance, catalysts, valuation and risk profile.

**SELL:** We have a negative outlook on the stock based on our expected absolute or relative return over the investment period. Our thesis is based on our analysis of the company's outlook, financial performance, catalysts, valuation and risk profile. We recommend investors reduce their position.

**Under Review:** We actively follow the company, although our estimates, rating and target price are under review.

**Restricted:** The rating and target price have been suspended temporarily to comply with applicable regulations and/or Yuanta policies.

Note: Yuanta research coverage with a Target Price is based on an investment period of 12 months. Greater China Discovery Series coverage does not have a formal 12 months Target Price and the recommendation is based on an investment period specified by the analyst in the report.

### Global Disclaimer

© 2020 Yuanta. All rights reserved. The information in this report has been compiled from sources we believe to be reliable, but we do not hold ourselves responsible for its completeness or accuracy. It is not an offer to sell or solicitation of an offer to buy any securities. All opinions and estimates included in this report constitute our judgment as of this date and are subject to change without notice.

This report provides general information only. Neither the information nor any opinion expressed herein constitutes an offer or invitation to make an offer to buy or sell securities or other investments. This material is prepared for general circulation to clients and is not intended to provide tailored investment advice and does not take into account the individual financial situation and objectives of any specific person who may receive this report. Investors should seek financial advice regarding the appropriateness of investing in any securities, investments or investment strategies discussed or recommended in this report. The information contained in this report has been compiled from sources believed to be reliable but no representation or warranty, express or implied, is made as to its accuracy, completeness or correctness. This report is not (and should not be construed as) a solicitation to act as securities broker or dealer in any jurisdiction by any person or company that is not legally permitted to carry on such business in that jurisdiction.

Yuanta research is distributed in the United States only to Major U.S. Institutional Investors (as defined in Rule 15a-6 under the Securities Exchange Act of 1934, as amended and SEC staff interpretations thereof). All transactions by a US person in the securities mentioned in this report must be effected through a registered broker-dealer under Section 15 of the Securities Exchange Act of 1934, as amended. Yuanta research is distributed in Taiwan by Yuanta Securities Investment Consulting. Yuanta research is distributed in Hong Kong by Yuanta Securities (Hong Kong) Co. Limited, which is licensed in Hong Kong by the Securities and Futures Commission for regulated activities, including Type 4 regulated activity (advising on securities). In Hong Kong, this research report may not be redistributed, retransmitted or disclosed, in whole or in part or any form or manner, without the express written consent of Yuanta Securities (Hong Kong) Co. Limited.