

當日市場：房地產股處於積極的走勢

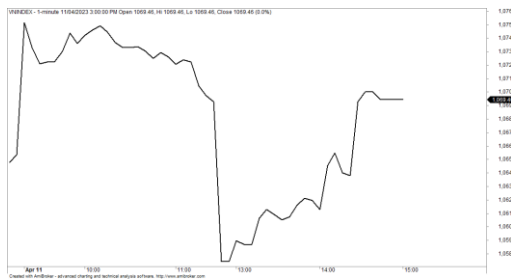
2023/04/12

市場走勢

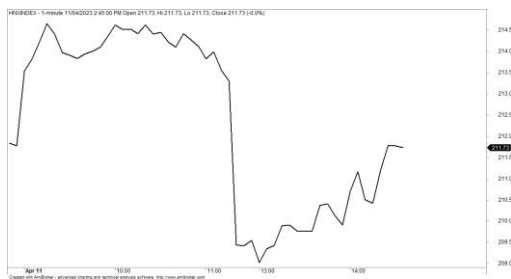
市場指數	VNI	HNI	UPCOM
收盤	1,069.46	212.34	78.81
%日	0.39%	0.16%	1.05%
%週	-0.83%	0.76%	1.57%
%月	1.56%	2.16%	2.66%
%年	-27.84%	-50.85%	-30.77%
成交值(Bil.VND)			
當日	9,763	1,044	442
日均量/週	13,210	1,850	689
日均量/月	10,991	1,189	428
外資進出			
買進	638.22	16.70	5.05
賣出	1,208.59	18.78	16.86
買賣超	-570.37	-2.08	-11.81
市場漲跌家數			
上漲	138	45	149
下跌	305	29	107
持平	56	73	84
市場指標			
P/E	11.93	15.19	12.06
總市值 (兆盾)	4,282	264	979
股息殖利率	3.26%	7.52%	4.93%

資料源: Bloomberg – YSVN

VNINDEX



HNIINDEX



市場走勢

在早盤緩慢下跌後，房地產股的需求在午盤在大型股增加幫助指數逆轉上漲。VN-Index 收盤上漲 0.39%，止於 1069.46 點，HNX-Index 和 Upcom-Index 分別上漲 0.16% 和 1.05%。3 大市場的交易額均達到 12 兆 5,240 億越南盾。

房地產股是市場的主要焦點，因為 NVL 漲停，而 VHM (3.4%)、PDR (2.3%)、GVR (2.2%) 均積極上漲。此外，證券也是一大亮點，如 VCI (3.3%)、SHS (1.9%)、BSI (5.1%)、FTS (3.1%) 等。PGB 在連續第二個交易日繼續漲停，並收於 32,200 越南盾/股。另一方面，隨著 ACB、BID、HDB、MWG、VCB、SAB、VIC 收盤小幅下跌，拋售也有所放緩。

外資在整個市場賣超 5,840 億越南盾，其中 STB (1,060 億)、VND (830 億)、HPG (720 億) 被拋售最多的股票。另一方面，HDB (130 億)、PNJ (110 億)、NLG (100 億) 在買超方面領先。

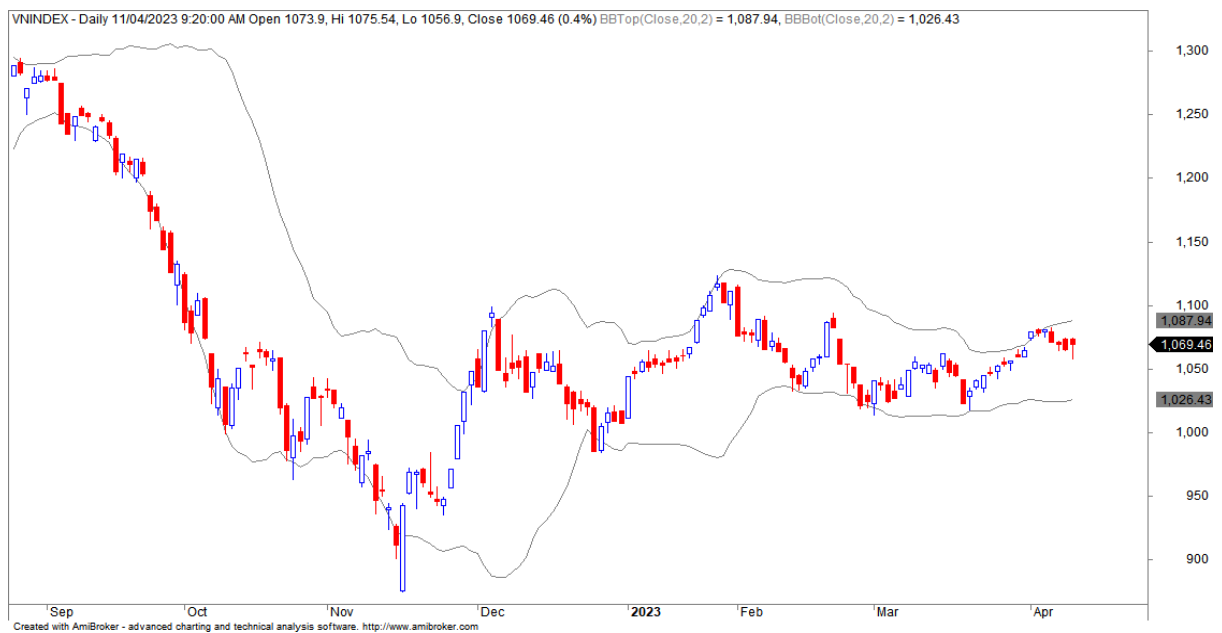
市場短期觀點

我們認為市場可能會在下個交易日繼續上漲，VN-Index 可能會重新測試 1,085 點的阻力位。積極點是，投機性現金流強勁增長，顯示現金流逐步回歸市場，流動性可能在未來幾個交易日仍維持在較高水平。同時，抄底需求在低價位出現增加的跡象，並可能快速結束調整。此外，情緒指標小幅下跌，但仍處於樂觀區域，因此我們評估短期風險仍處於低位。

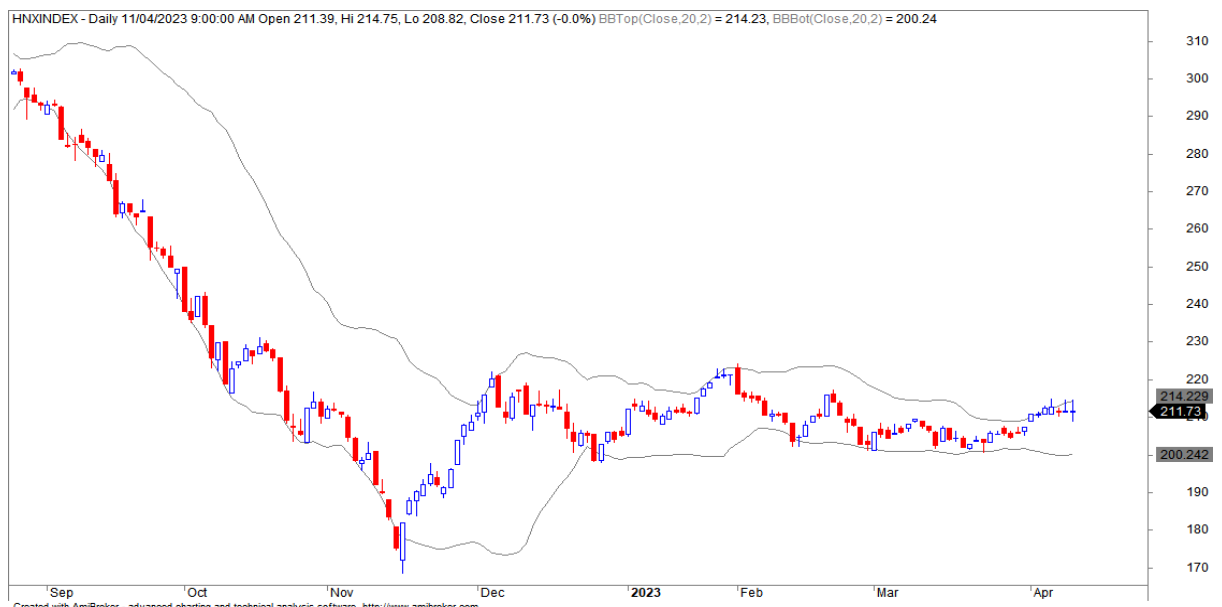
大盤的短期趨勢仍是上漲。因此，我們建議短期投資者可以繼續利用調整的機會以增加股票比例，並買進新股。

請在 <https://ysradar.yuanta.com.vn/> 查看有關股票的信號。

技術分析圖



指數技術分析圖 VN-Index



指數技術分析圖 HNX-Index

指數	短期趨勢	中期趨勢	阻力區 1	阻力區 2	支撐區 1	支撐區 2
VN-Index	上漲	上漲	1110	1130	870	800
HNX-Index	上漲	上漲	197	210	189	160
VN30	上漲	上漲	1120	1140	980	960
VNMidcaps	上漲	上漲	1,030	1200	963	900
VNSmallcaps	上漲	上漲	1000	1150	804	750

胡志明市交易所 (HSX)

	收盤	漲跌%
VNI	1069.46	0.39%
VN30	1081.71	0.40%
VN Mid	1351.85	0.65%
VN Small	1179.21	0.97%

河內交易所 (HSX)

	收盤	漲跌%
HNI	212.34	0.16%
HN30	386.11	0.21%
VNX AllSh	1035.14	0.51%

UPCOM 市場 (UPCoM)

	收盤	漲跌%
UPCoM	78.81	1.05%

外資交易	成交值 (Bil.VND)
買進	638.22
賣出	1208.59
買超/賣超	-570.37

外資交易	成交值 (Bil.VND)
買進	16.70
賣出	18.78
買超/賣超	-2.08

外資交易	成交值 (Bil.VND)
買進	5.05
賣出	16.86
買超/賣超	-11.81

上漲排名/ 股碼	漲跌(VND)	漲跌%
TIP	1300	6.95%
HHP	610	6.89%
VDS	490	5.16%
BSI	1350	5.08%
DXS	300	4.55%

上漲排名/ 股碼	漲跌(VND)	漲跌%
PVC	800	5.26%
TAR	600	4.51%
PLC	1000	3.13%
MBS	500	2.99%
AMV	100	2.56%

上漲排名/ 股碼	漲跌(VND)	漲跌%
PGB	4166	14.88%
KLB	496	4.51%
DSC	1048	4.18%
QTP	392	2.72%
OIL	213	2.37%

下跌排名/ 股碼	漲跌(VND)	漲跌%
TVB	-220	-4.72%
EVE	-300	-1.97%
REE	-1200	-1.71%
TTF	-50	-1.12%
PLX	-350	-0.94%

下跌排名/ 股碼	漲跌(VND)	漲跌%
APS	-200	-1.50%
API	-200	-1.46%
GKM	-300	-0.83%
HHC	0	0.00%
LAS	0	0.00%

下跌排名/ 股碼	漲跌(VND)	漲跌%
CSI	-2276	-3.84%
VTP	-959	-3.12%
AAS	-342	-2.83%
SBS	-152	-2.45%
ACV	-1343	-1.70%

*備註: 市值>5,000 億盾; 成交值>15 億盾

市值排名/ 股碼	Bil.VND
BID	226,116
GAS	190,438
HPG	120,366
SAB	113,250
FPT	88,091

市值排名/ 股碼	Bil.VND
THD	13,685
IDC	13,530
PVS	12,284
PVI	11,548
BAB	11,418

市值排名/ 股碼	Bil.VND
ACV	172,225
BSR	50,175
VEA	49,667
MCH	46,906
SSH	24,232

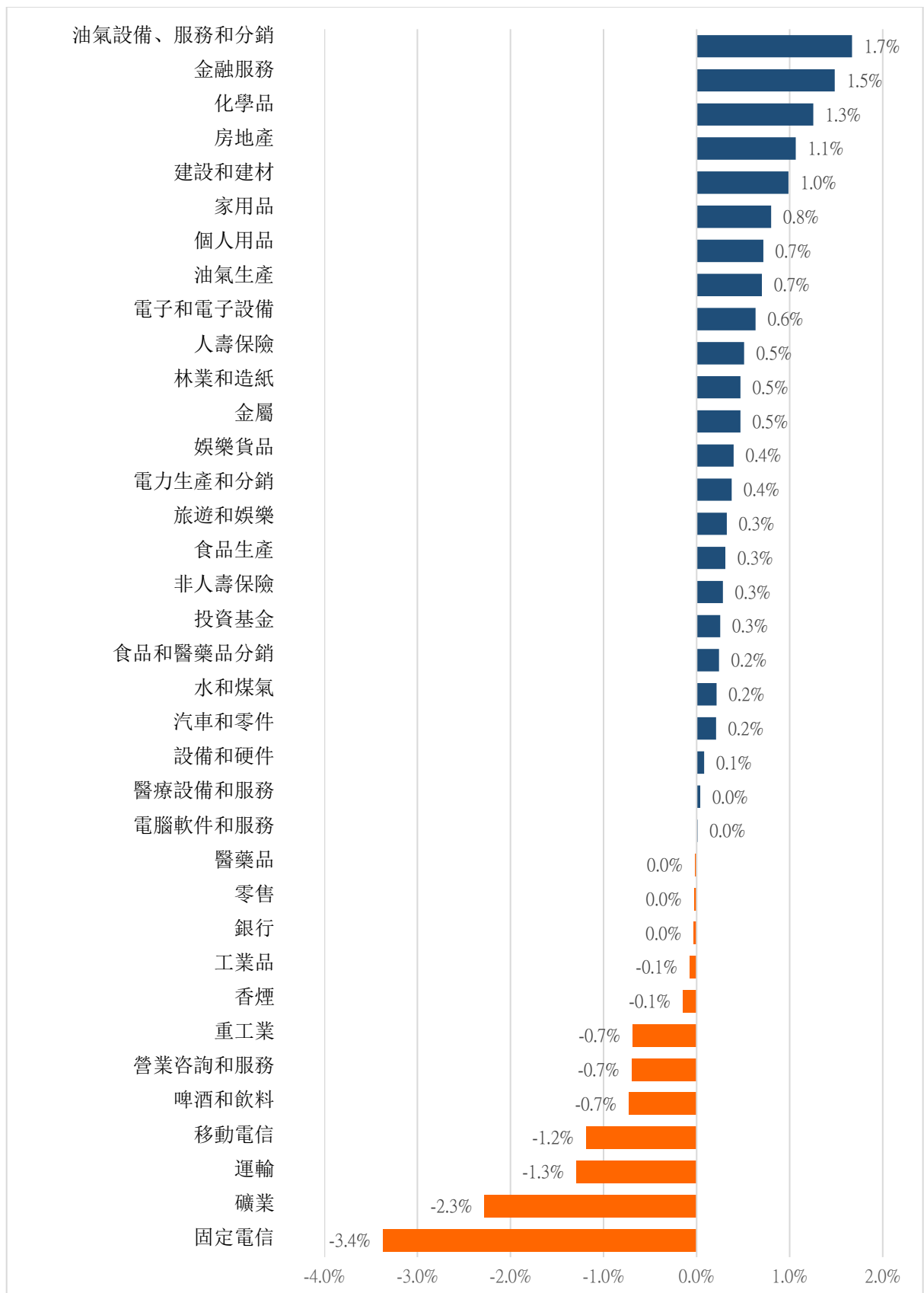
交易量排名/ 股碼	成交值	30 日均
DIG	41,249,300	15,712,446
VND	26,721,900	24,432,340
SSI	25,248,600	21,854,927
HAG	17,114,700	7,375,223
HPG	14,666,216	21,774,274

交易量排名/ 股碼	成交值	30 日均
SHS	30,408,259	20,629,425
PVS	6,827,712	4,552,725
MBS	4,428,933	3,462,221
TAR	4,148,084	1,293,661
PVC	4,022,554	1,623,674

交易量排 名/股碼	成交值	30 日均
BSR	14,687,835	6,239,780
DSP	3,348,817	4,452
SBS	3,253,741	2,829,407
VHG	2,147,136	1,860,553
OIL	1,681,129	565,643

資料源: Bloomberg & Yunta Research

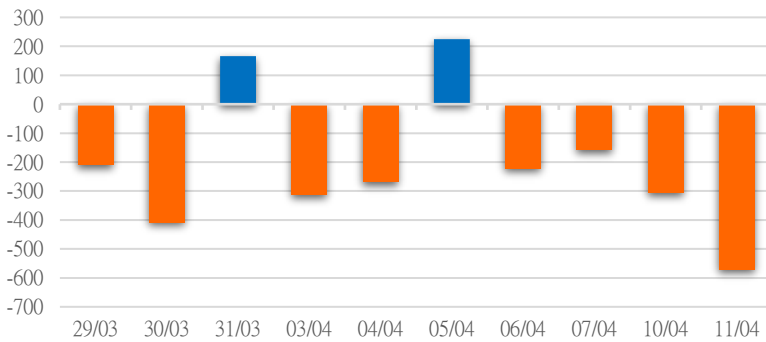
各行業板塊的交易走勢



資料源.: FinPro – YSVN

外資買進賣統計

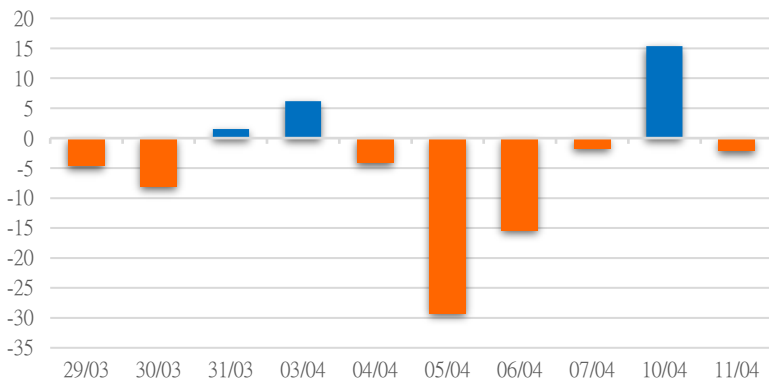
HSX 外資每日買/賣超



證券代碼	買超金額 (Mil.VND)	證券代碼	賣超金額 (Mil.VND)
HDB	13,357	VND	82,645
NLG	9,807	HPG	72,251
MIG	7,015	SSI	40,469
VIX	4,759	PVD	30,522
CII	3,203	GMD	27,109

HSX 外資買/賣超的前 5 名

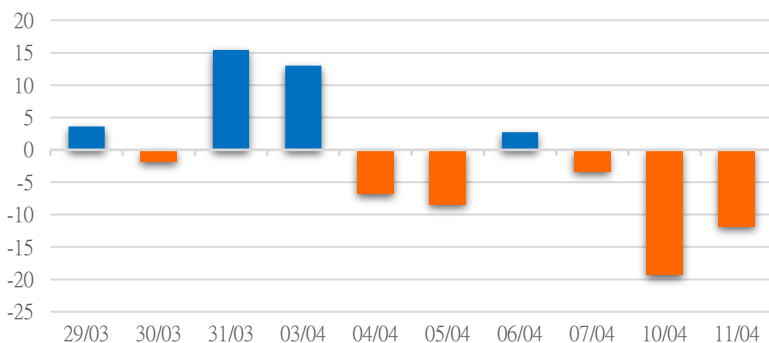
HNX 外資每日買/賣超



證券代碼	買超金額 (Mil.VND)	證券代碼	賣超金額 (Mil.VND)
PVS	3,370	SHS	13,058
IDC	2,186	NVB	226
PVI	511	THD	180
MBS	508	IVS	127
APS	222	CDN	76

HNX 外資買/賣超的前 5 名

UPCOM 外資每日買/賣超



證券代碼	買超金額 (Mil.VND)	證券代碼	賣超金額 (Mil.VND)
PAT	160	VTP	7,240
AIC	101	VEA	3,103
CNC	29	BSR	1,400
PHP	25	PGB	997
MCH	20	ACV	731

UPCOM 外資買/賣超的前 5 名

源: FiiPro - YSVN

自營統計

證券代碼	買超金額 (Mil.VND)	證券代碼	賣超金額 (Mil.VND)
FUEVFNVD	44,034	DIG	5,910
TCB	17,039	KBC	2,581
STB	9,544	E1VFN30	1,728
VHM	8,992	PNJ	1,667
VNM	8,729	REE	1,494

HSX 自營交易最大前名

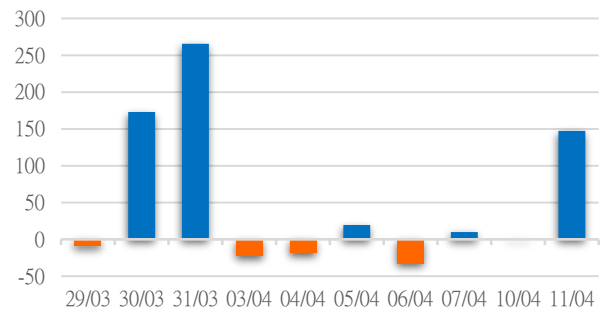
證券代碼	買超金額 (Mil.VND)	證券代碼	賣超金額 (Mil.VND)
CEO	3,650.00	PVS	6,139
		TNG	5,574.0

HNX 自營交易最大前名

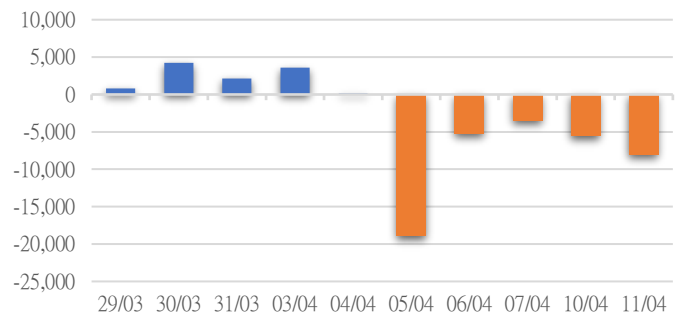
證券代碼	買超金額 (Mil.VND)	證券代碼	賣超金額 (Mil.VND)
VTP	882.00	BSR	1,650
		SAP	1

UPCoM 自營交易最大前名

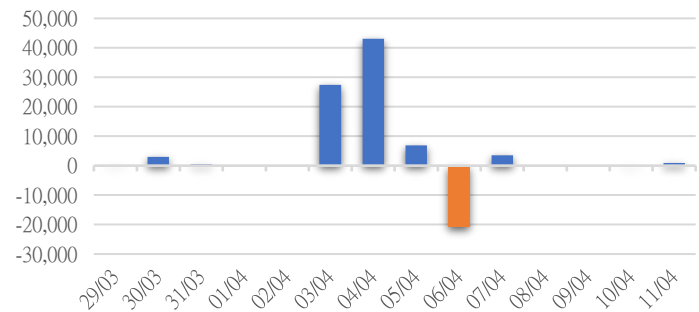
HSX 自營交易每日買/賣超 (Bil.VND)



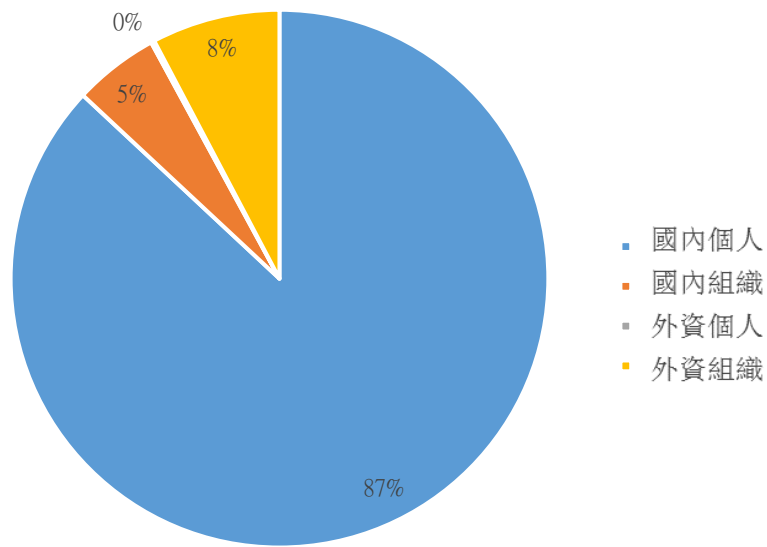
HNX 自營交易每日買/賣超 (Mil.VND)



UPCoM 自營交易每日買/賣超 (Mil.VND)

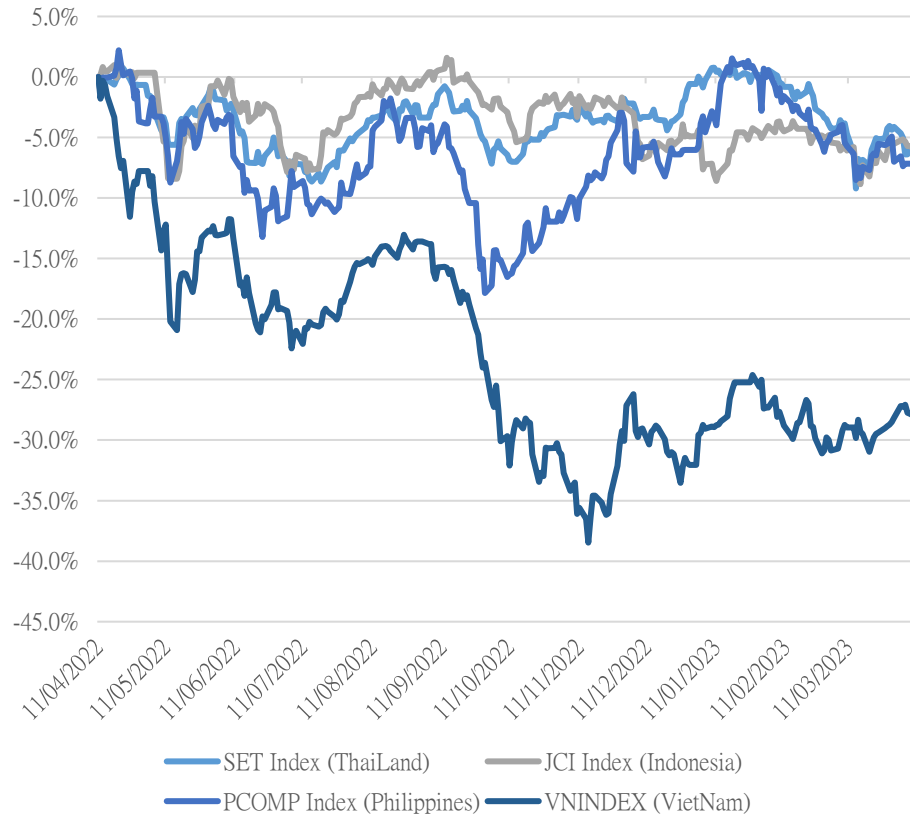


越南證券市場投資人類別統計



資料源: FiinPro – YSVN

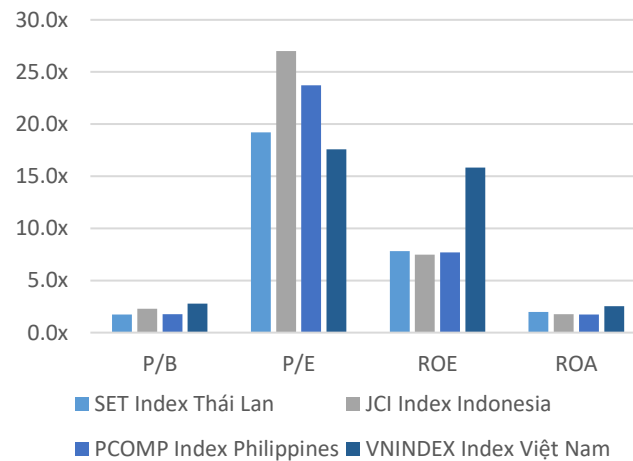
東南亞主要市場走勢比較



東南亞主要市場數據

		Thailand	Indonesia	Philippines	Vietnam
P/B		1.6x	2.0x	1.6x	1.7x
P/E		19.5x		14.2x	14.1x
ROE	%	8.30	12.53	10.55	13.76
ROA	%	2.09	3.34	2.33	2.20
Vốn hóa	Tỷ USD	572.14	639.40	171.26	183.36
GTGD	Triệu USD	1.18	0.51	0.06	0.55
LS cổ tức	%	2.89	3.33	2.37	1.77

源: Bloomberg & YSVN



元大證券（越南）公司

個人客戶分析部

Nguyễn Thế Minh
研究分析經理
+84 28 3622 6868 ext 3826
minh.nguyen@yuanta.com.vn

Lý Thị Hiền
研究分析主管
+84 28 3622 6868 ext 3908
hien.ly@yuanta.com.vn

Quách Đức Khánh
研究分析副主管
+84 28 3622 6868 ext 3833
khanh.quach@yuanta.com.vn

Khổng Hữu Hiệp
高級分析專員
+84 28 3622 6868 ext 3912
hiiep.khong@yuanta.com.vn

Nguyễn Trịnh Ngọc Hồng
高級分析專員
+84 28 3622 6868 ext 3832
hong.nguyen@yuanta.com.vn

Phạm Tấn Phát
高級分析專員
+84 28 3622 6868 ext 3880
phat.pham@yuanta.com.vn

個人客戶業務部

Phạm Đắc Thành
北部分行經理
+84 28 3622 6868 ext 3416
thanh.pham@yuanta.com.vn

Võ Thị Thu Thủy
平陽分行經理
+84 28 3622 6868 ext 3505
thuy.vo@yuanta.com.vn

Lương Kỳ Ty
堤岸分行經理
+84 28 3622 6868 ext 3653
ty.luong@yuanta.com.vn

Bùi Quốc Phong
同奈分行經理
+84 28 3622 6868 ext 3701
phong.bui@yuanta.com.vn

Võ Đình Tuấn
峴港分行經理
+84 28 3622 6868 ext 3301
tuan.vo@yuanta.com.vn

Nguyễn Việt Quang
河內分行經理
+84 28 3622 6868 ext 3404
quang.nguyen@yuanta.com.vn

Đinh Thị Thu Cúc
頭頓分行經理
+84 28 3622 6868 ext 3203
cuc.dinh@yuanta.com.vn

Appendix A: Important Disclosures

Analyst Certification

Each research analyst primarily responsible for the content of this research report, in whole or in part, certifies that with respect to each security or issuer that the analyst covered in this report: (1) all of the views expressed accurately reflect his or her personal views about those securities or issuers; and (2) no part of his or her compensation was, is, or will be, directly or indirectly, related to the specific recommendations or views expressed by that research analyst in the research report.

Ratings Definitions

BUY: We have a positive outlook on the stock based on our expected absolute or relative return over the investment period. Our thesis is based on our analysis of the company's outlook, financial performance, catalysts, valuation and risk profile. We recommend investors add to their position.

HOLD-Outperform: In our view, the stock's fundamentals are relatively more attractive than peers at the current price. Our thesis is based on our analysis of the company's outlook, financial performance, catalysts, valuation and risk profile.

HOLD-Underperform: In our view, the stock's fundamentals are relatively less attractive than peers at the current price. Our thesis is based on our analysis of the company's outlook, financial performance, catalysts, valuation and risk profile.

SELL: We have a negative outlook on the stock based on our expected absolute or relative return over the investment period. Our thesis is based on our analysis of the company's outlook, financial performance, catalysts, valuation and risk profile. We recommend investors reduce their position.

Under Review: We actively follow the company, although our estimates, rating and target price are under review.

Restricted: The rating and target price have been suspended temporarily to comply with applicable regulations and/or Yuanta policies.

Note: Yuanta research coverage with a Target Price is based on an investment period of 12 months. Greater China Discovery Series coverage does not have a formal 12 month Target Price and the recommendation is based on an investment period specified by the analyst in the report.

Global Disclaimer

© 2018 Yuanta. All rights reserved. The information in this report has been compiled from sources we believe to be reliable, but we do not hold ourselves responsible for its completeness or accuracy. It is not an offer to sell or solicitation of an offer to buy any securities. All opinions and estimates included in this report constitute our judgment as of this date and are subject to change without notice.

This report provides general information only. Neither the information nor any opinion expressed herein constitutes an offer or invitation to make an offer to buy or sell securities or other investments. This material is prepared for general circulation to clients and is not intended to provide tailored investment advice and does not take into account the individual financial situation and objectives of any specific person who may receive this report. Investors should seek financial advice regarding the appropriateness of investing in any securities, investments or investment strategies discussed or recommended in this report. The information contained in this report has been compiled from sources believed to be reliable but no representation or warranty, express or implied, is made as to its accuracy, completeness or correctness. This report is not (and should not be construed as) a solicitation to act as securities broker or dealer in any jurisdiction by any person or company that is not legally permitted to carry on such business in that jurisdiction.

Yuanta research is distributed in the United States only to Major U.S. Institutional Investors (as defined in Rule 15a-6 under the Securities Exchange Act of 1934, as amended and SEC staff interpretations thereof). All transactions by a US person in the securities mentioned in this report must be effected through a registered broker-dealer under Section 15 of the Securities Exchange Act of 1934, as amended. Yuanta research is distributed in Taiwan by Yuanta Securities Investment Consulting. Yuanta research is distributed in Hong Kong by Yuanta Securities (Hong Kong) Co. Limited, which is licensed in Hong Kong by the Securities and Futures Commission for regulated activities, including Type 4 regulated activity (advising on securities). In Hong Kong, this research report may not be redistributed, retransmitted or disclosed, in whole or in part or any form or manner, without the express written