

當日市場：市場持續在窄幅波動

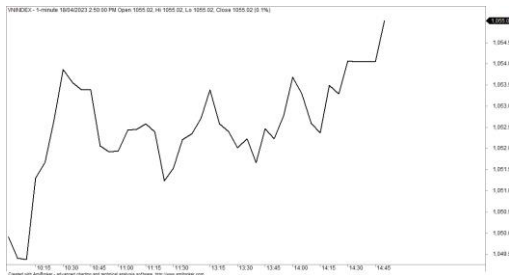
2023/04/19

市場走勢

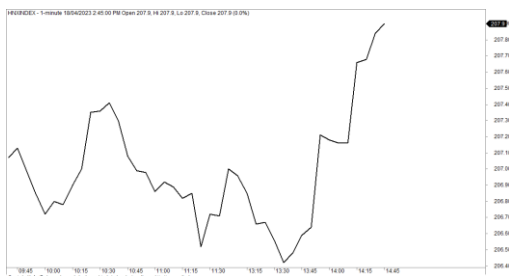
市場指數	VNI	HNI	UPCOM
收盤	1,055.02	208.25	78.73
%日	0.11%	0.78%	0.45%
%週	-1.35%	-1.93%	-0.10%
%月	0.95%	1.85%	3.01%
%年	-26.36%	-48.34%	-28.56%
成交值(Bil.VND)			
當日	9,763	1,044	442
日均量/週	11,005	1,288	880
日均量/月	11,128	1,269	545
外資進出			
買進	828.90	16.88	7.01
賣出	690.26	7.47	11.08
買賣超	138.64	9.41	-4.07
市場漲跌家數			
上漲	138	91	149
下跌	305	61	107
持平	56	73	84
市場指標			
P/E	11.81	15.50	11.85
總市值 (兆盾)	4,236	259	978
股息殖利率	3.32%	8.02%	4.93%

資料源: Bloomberg – YSVN

VNINDEX



HNIINDEX



市場走勢

大型股繼續強勁分化，導致市場在當日在窄幅波動。VN-Index 收盤上漲 0.11%，止於 1055.02 點， HNX-Index 和 Upcom-Index 同步分別上漲 0.78% 和 0.45%。3 大市場的交易額均達到 9 兆 8,260 億越南盾。

VNM (1.8%)、VHM (1%)、SAB (1.1%)、PLX (1.9%)、SSI (1.9%) 是支撐指數上漲的股票。另一方面，銀行的多檔股票調整，如 ACB、BID、TCB、TPB 和 VPB 下跌 1% 左右，並壓低了指數。

現金流流入中小型股，如 DIG、FTS、ANV、BSI、CTD 均收盤漲停，其中 DIG 在成交量方面領先。

外資在整個市場買超 1,450 億越南盾，其中 HPG (780 億)、VPB (300 億)、VHM (230 億) 在買超方面領先。另一方面，STB (610 億)、NLG (130 億)、PVD (130 億) 被拋售最多的股票。

市場短期觀點

我們認為市場可能會在下個交易日繼續上漲，VN-Index 可能會重新測試 20 日均線（即 1,060 點）。同時，市場仍處於短期調整階段，指數可能會繼續在當前水平附近橫盤整理，現金流可能會在各類股票之間出現分化，我們認為現金流在短期內仍能主要集中在中小型股。此外，情緒指標繼續下跌，顯示投資者對當前走勢仍持謹慎和悲觀態度。

大盤的短期走勢維持中性。因此，我們建議短期投資者在此期間不宜買進新股，並持有均衡的股票比例。

請在 <https://ysradar.yuanta.com.vn/> 查看有關股票的信號。

技術分析圖



指數技術分析圖 VN-Index



指數技術分析圖 HNX-Index

指數	短期趨勢	中期趨勢	阻力區 1	阻力區 2	支撐區 1	支撐區 2
VN-Index	中性	上漲	1110	1130	870	800
HNX-Index	中性	上漲	197	210	189	160
VN30	中性	上漲	1120	1140	980	960
VNMidcaps	中性	上漲	1,030	1200	963	900
VNSmallcaps	中性	上漲	1000	1150	804	750

胡志明市交易所 (HSX)

	收盤	漲跌%
VNI	1055.02	0.11%
VN30	1064.55	-0.04%
VN Mid	1338.9	0.27%
VN Small	1169.75	0.97%

河內交易所 (HSX)

	收盤	漲跌%
HNI	208.25	0.78%
HN30	375.47	1.54%
VNX AllSh	1021.11	0.12%

UPCOM 市場 (UPCoM)

	收盤	漲跌%
UPCoM	78.73	0.45%

外資交易	成交值 (Bil.VND)
買進	828.9
賣出	690.26
買超/賣超	138.64

外資交易	成交值 (Bil.VND)
買進	16.88
賣出	7.47
買超/賣超	9.41

外資交易	成交值 (Bil.VND)
買進	7.01
賣出	11.08
買超/賣超	-4.07

上漲排名/ 股碼	漲跌(VND)	漲跌%
TIP	1350	6.96%
LSS	590	6.94%
ANV	2250	6.89%
CTD	3300	6.88%
BSI	1850	6.85%

上漲排名/ 股碼	漲跌(VND)	漲跌%
DTD	1500	9.49%
IDJ	900	7.96%
SLS	8500	5.27%
APS	600	4.96%
PLC	1600	4.88%

上漲排名/ 股碼	漲跌(VND)	漲跌%
VNZ	49222	6.37%
VTP	1312	4.40%
VLB	868	2.76%
ABI	832	2.67%
C4G	302	2.52%

下跌排名/ 股碼	漲跌(VND)	漲跌%
SHB	-300	-2.54%
HAG	-180	-2.21%
LPB	-300	-2.10%
GMD	-1000	-1.85%
TTA	-160	-1.82%

下跌排名/ 股碼	漲跌(VND)	漲跌%
DDG	-2200	-9.73%
S55	-4000	-6.78%
S99	-300	-3.19%
NVB	-400	-2.82%
VC3	-100	-0.35%

下跌排名/ 股碼	漲跌(VND)	漲跌%
MML	-1163	-2.97%
OIL	-143	-1.55%
ACV	-986	-1.26%
BVB	-127	-1.19%
DDV	-100	-1.12%

*備註: 市值>5,000 億盾; 成交值>15 億盾

市值排名/ 股碼	Bil.VND
VCB	418,354
BID	227,634
VHM	219,025
VIC	201,757
GAS	186,036

市值排名/ 股碼	Bil.VND
THD	13,790
KSF	12,750
IDC	12,672
PVS	12,236
PVI	11,454

市值排名/ 股碼	Bil.VND
ACV	170,013
VGI	63,710
BSR	50,625
VEA	49,277
MCH	46,656

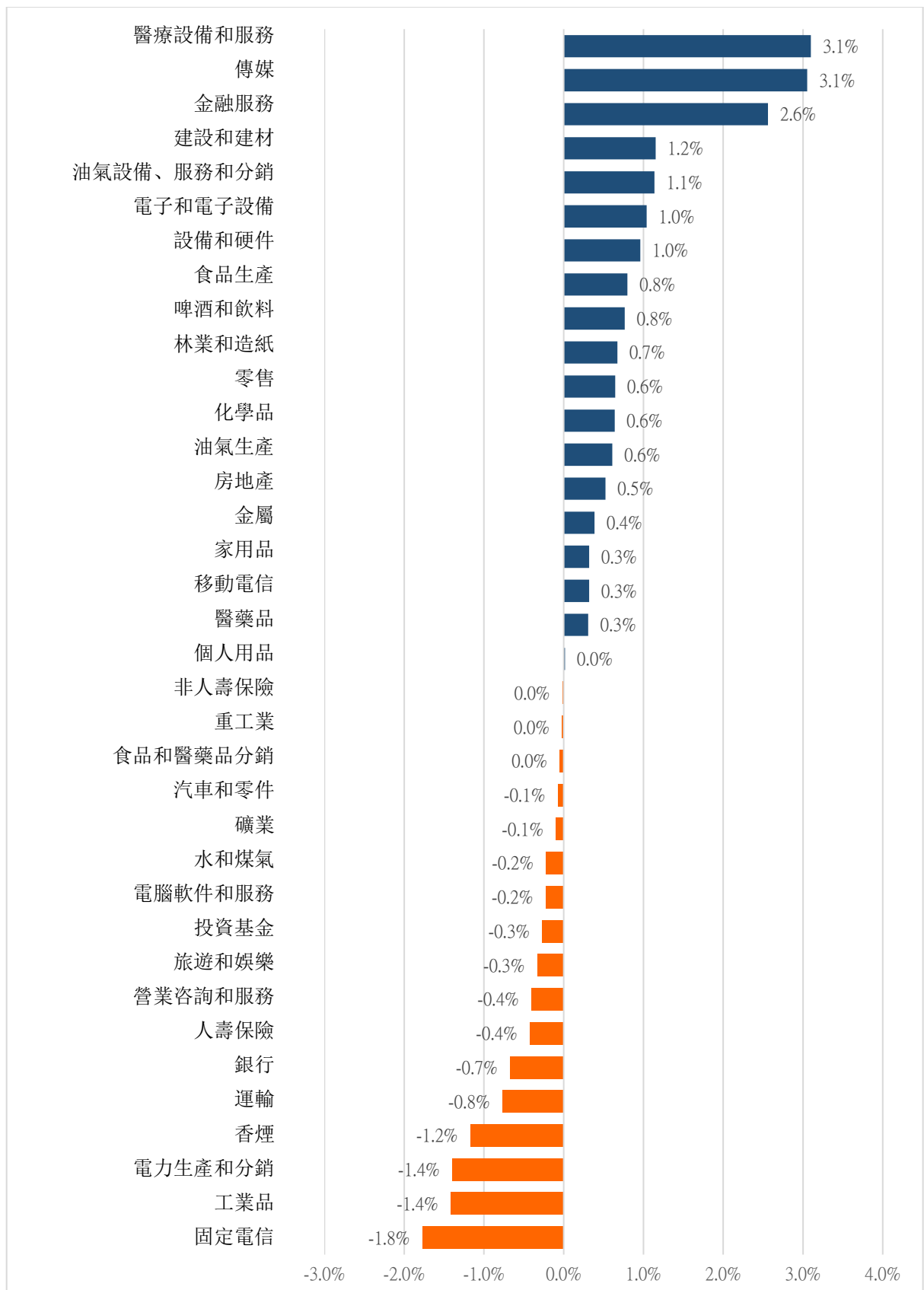
交易量排名/ 股碼	成交值	30 日均
DIG	33,347,500	19,660,384
SHB	30,915,000	30,744,902
NVL	26,449,300	24,900,722
SSI	19,291,400	21,706,810
DXG	18,305,100	17,974,286

交易量排名/ 股碼	成交值	30 日均
SHS	42,844,938	23,643,169
CEO	10,043,820	9,250,787
IDJ	4,072,291	3,953,807
MBS	3,940,937	3,730,233
IDC	3,350,608	2,492,657

交易量排 名/股碼	成交值	30 日均
BSR	3,979,152	7,085,033
SP2	3,100,800	2,634
C4G	2,704,630	3,143,481
SBS	2,261,314	3,139,088
VFR	2,086,516	305

資料源: Bloomberg & Yunta Research

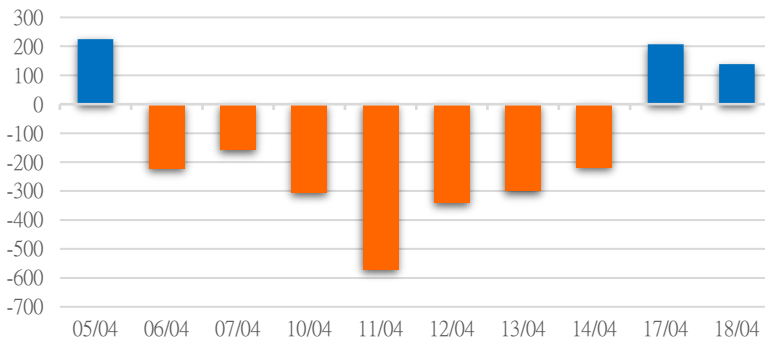
各行業板塊的交易走勢



資料源.: FinPro – YSVN

外資買進賣統計

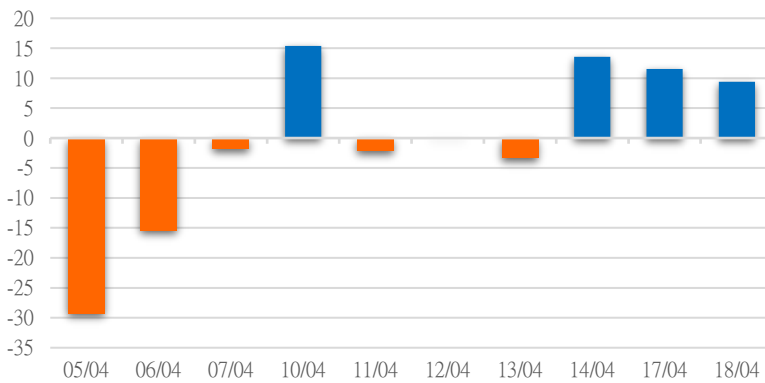
HSX 外資每日買/賣超



證券代碼	買超金額 (Mil.VND)	證券代碼	賣超金額 (Mil.VND)
HPG	77,630	STB	60,867
VPB	29,582	NLG	13,472
VHM	23,497	PVD	12,560
PNJ	20,802	DGC	9,100
MSN	16,596	PVT	8,109

HSX 外資買/賣超的前 5 名

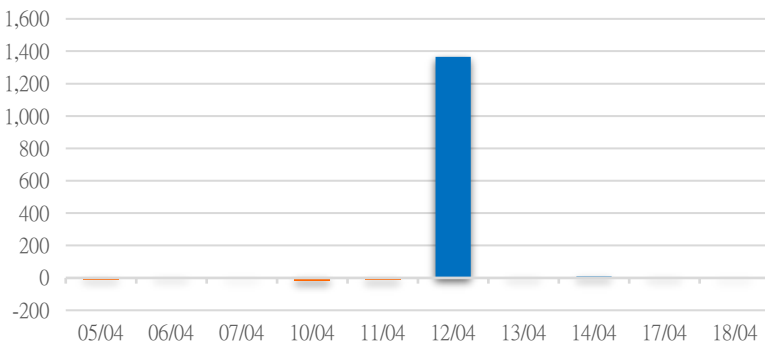
HNX 外資每日買/賣超



證券代碼	買超金額 (Mil.VND)	證券代碼	賣超金額 (Mil.VND)
IDC	6,523	MBS	2,323
PVS	2,345	NVB	927
SHS	1,836	TNG	460
CEO	1,275	BVS	177
IDJ	1,261	NBC	119

HNX 外資買/賣超的前 5 名

UPCOM 外資每日買/賣超



證券代碼	買超金額 (Mil.VND)	證券代碼	賣超金額 (Mil.VND)
LTG	2,654	QNS	3,774
PGB	422	MML	3,457
MPC	360	ACV	1,195
ABI	352	VTP	72
VEA	316	CSI	59

UPCOM 外資買/賣超的前 5 名

源: FiiPro - YSVN

自營統計

證券代碼	買超金額 (Mil.VND)	證券代碼	賣超金額 (Mil.VND)
STB	20,157	FUEMAVND	3,341
FIR	11,698	VCI	3,285
PNJ	9,434	HAH	1,488
HPG	6,514	TCB	1,432
VNM	6,279	SSI	1,069

HSX 自營交易最大前名

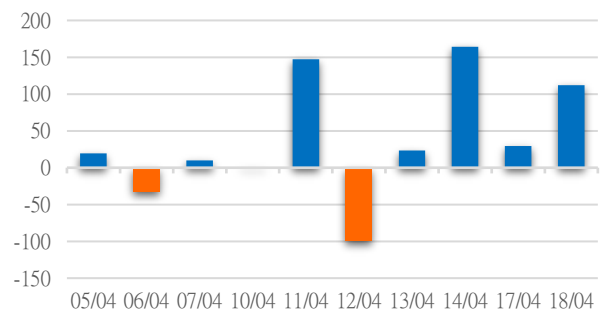
證券代碼	買超金額 (Mil.VND)	證券代碼	賣超金額 (Mil.VND)
CEO	1,145.00	DDG	11,681
LDP	959.57	TNG	997.5

HNX 自營交易最大前名

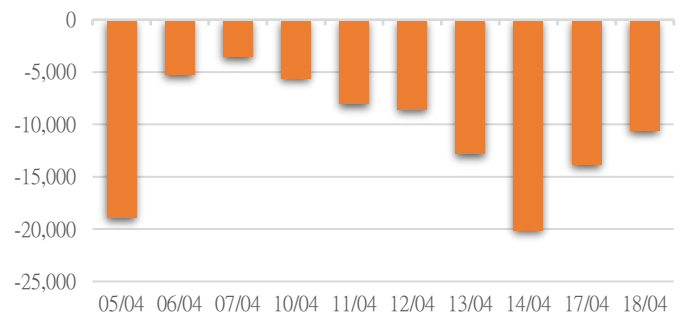
證券代碼	買超金額 (Mil.VND)	證券代碼	賣超金額 (Mil.VND)
BSR	140.68	HEM	17,457

UPCoM 自營交易最大前名

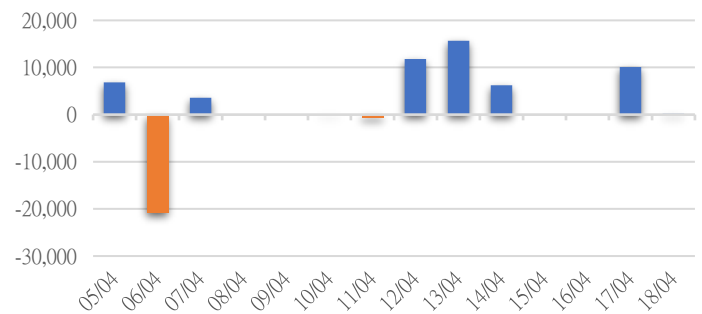
HSX 自營交易每日買/賣超 (Bil.VND)



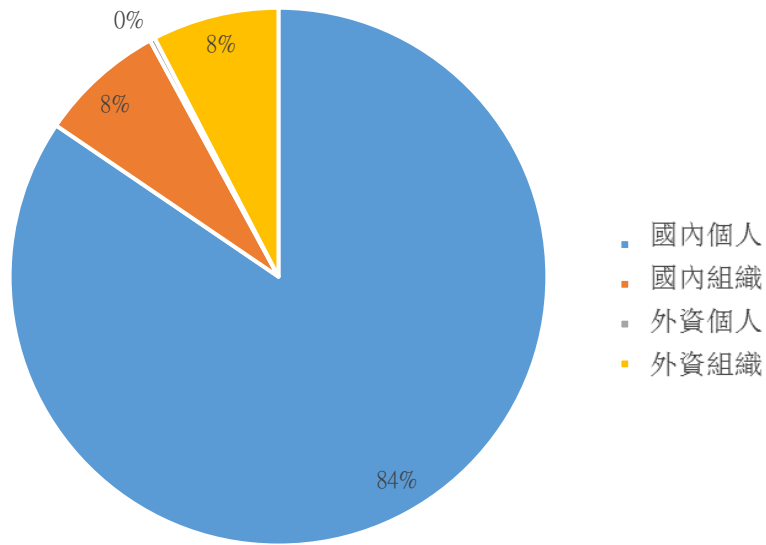
HNX 自營交易每日買/賣超 (Mil.VND)



UPCoM 自營交易每日買/賣超 (Mil.VND)



越南證券市場投資人類別統計



資料源: FiinPro – YSVN

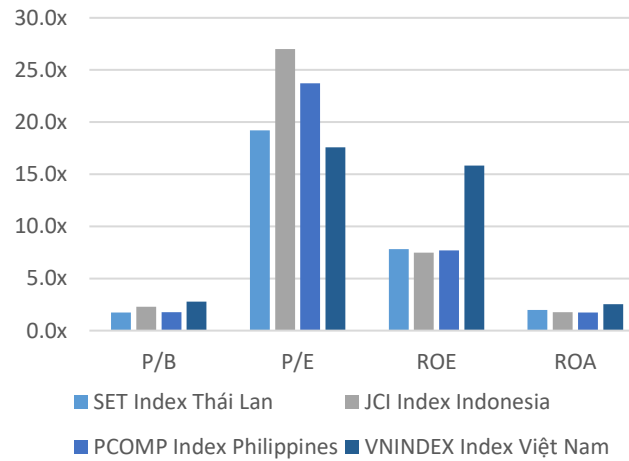
東南亞主要市場走勢比較



東南亞主要市場數據

		Thailand	Indonesia	Philippines	Vietnam
P/B		1.6x	1.9x	1.5x	1.7x
P/E		19.6x	15.6x	14.4x	13.8x
ROE	%	8.24	12.02	10.03	13.72
ROA	%	2.10	3.28	2.32	2.20
Vốn hóa	Tỷ USD	570.38	643.86	165.72	178.88
GTGD	Triệu USD	1.23	0.49	0.05	0.28
LS cổ tức	%	2.98	3.37	2.45	1.81

源: Bloomberg & YSVN



元大證券（越南）公司

個人客戶分析部

Nguyễn Thế Minh
研究分析經理
+84 28 3622 6868 ext 3826
minh.nguyen@yuanta.com.vn

Lý Thị Hiền
研究分析主管
+84 28 3622 6868 ext 3908
hien.ly@yuanta.com.vn

Quách Đức Khánh
研究分析副主管
+84 28 3622 6868 ext 3833
khanh.quach@yuanta.com.vn

Khổng Hữu Hiệp
高級分析專員
+84 28 3622 6868 ext 3912
hiep.khong@yuanta.com.vn

Nguyễn Trịnh Ngọc Hồng
高級分析專員
+84 28 3622 6868 ext 3832
hong.nguyen@yuanta.com.vn

Phạm Tấn Phát
高級分析專員
+84 28 3622 6868 ext 3880
phat.pham@yuanta.com.vn

個人客戶業務部

Phạm Đắc Thành
北部分行經理
+84 28 3622 6868 ext 3416
thanh.pham@yuanta.com.vn

Võ Thị Thu Thủy
平陽分行經理
+84 28 3622 6868 ext 3505
thuy.vo@yuanta.com.vn

Lương Kỳ Ty
堤岸分行經理
+84 28 3622 6868 ext 3653
ty.luong@yuanta.com.vn

Bùi Quốc Phong
同奈分行經理
+84 28 3622 6868 ext 3701
phong.bui@yuanta.com.vn

Võ Đình Tuấn
峴港分行經理
+84 28 3622 6868 ext 3301
tuan.vo@yuanta.com.vn

Nguyễn Việt Quang
河內分行經理
+84 28 3622 6868 ext 3404
quang.nguyen@yuanta.com.vn

Đinh Thị Thu Cúc
頭頓分行經理
+84 28 3622 6868 ext 3203
cuc.dinh@yuanta.com.vn

Appendix A: Important Disclosures

Analyst Certification

Each research analyst primarily responsible for the content of this research report, in whole or in part, certifies that with respect to each security or issuer that the analyst covered in this report: (1) all of the views expressed accurately reflect his or her personal views about those securities or issuers; and (2) no part of his or her compensation was, is, or will be, directly or indirectly, related to the specific recommendations or views expressed by that research analyst in the research report.

Ratings Definitions

BUY: We have a positive outlook on the stock based on our expected absolute or relative return over the investment period. Our thesis is based on our analysis of the company's outlook, financial performance, catalysts, valuation and risk profile. We recommend investors add to their position.

HOLD-Outperform: In our view, the stock's fundamentals are relatively more attractive than peers at the current price. Our thesis is based on our analysis of the company's outlook, financial performance, catalysts, valuation and risk profile.

HOLD-Underperform: In our view, the stock's fundamentals are relatively less attractive than peers at the current price. Our thesis is based on our analysis of the company's outlook, financial performance, catalysts, valuation and risk profile.

SELL: We have a negative outlook on the stock based on our expected absolute or relative return over the investment period. Our thesis is based on our analysis of the company's outlook, financial performance, catalysts, valuation and risk profile. We recommend investors reduce their position.

Under Review: We actively follow the company, although our estimates, rating and target price are under review.

Restricted: The rating and target price have been suspended temporarily to comply with applicable regulations and/or Yuanta policies.

Note: Yuanta research coverage with a Target Price is based on an investment period of 12 months. Greater China Discovery Series coverage does not have a formal 12 month Target Price and the recommendation is based on an investment period specified by the analyst in the report.

Global Disclaimer

© 2018 Yuanta. All rights reserved. The information in this report has been compiled from sources we believe to be reliable, but we do not hold ourselves responsible for its completeness or accuracy. It is not an offer to sell or solicitation of an offer to buy any securities. All opinions and estimates included in this report constitute our judgment as of this date and are subject to change without notice.

This report provides general information only. Neither the information nor any opinion expressed herein constitutes an offer or invitation to make an offer to buy or sell securities or other investments. This material is prepared for general circulation to clients and is not intended to provide tailored investment advice and does not take into account the individual financial situation and objectives of any specific person who may receive this report. Investors should seek financial advice regarding the appropriateness of investing in any securities, investments or investment strategies discussed or recommended in this report. The information contained in this report has been compiled from sources believed to be reliable but no representation or warranty, express or implied, is made as to its accuracy, completeness or correctness. This report is not (and should not be construed as) a solicitation to act as securities broker or dealer in any jurisdiction by any person or company that is not legally permitted to carry on such business in that jurisdiction.

Yuanta research is distributed in the United States only to Major U.S. Institutional Investors (as defined in Rule 15a-6 under the Securities Exchange Act of 1934, as amended and SEC staff interpretations thereof). All transactions by a US person in the securities mentioned in this report must be effected through a registered broker-dealer under Section 15 of the Securities Exchange Act of 1934, as amended. Yuanta research is distributed in Taiwan by Yuanta Securities Investment Consulting. Yuanta research is distributed in Hong Kong by Yuanta Securities (Hong Kong) Co. Limited, which is licensed in Hong Kong by the Securities and Futures Commission for regulated activities, including Type 4 regulated activity (advising on securities). In Hong Kong, this research report may not be redistributed, retransmitted or disclosed, in whole or in part or any form or manner, without the express written