

當日市場：拋售壓力降溫，流動性較低

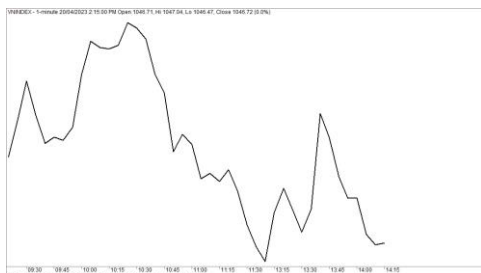
2023/04/21

市場走勢

市場指數	VNI	HNI	UPCOM
收盤	1,049.25	206.61	77.85
%日	0.03%	0.37%	-0.33%
%週	-1.41%	-1.54%	-1.89%
%月	2.56%	2.47%	2.41%
%年	-24.23%	-45.63%	-26.83%
成交值(Bil.VND)			
當日	9,763	1,044	442
日均量/週	9,457	1,167	408
日均量/月	10,882	1,247	533
外資進出			
買進	564.78	1.76	7.08
賣出	511.72	2.23	9.70
買賣超	53.07	-0.47	-2.63
市場漲跌家數			
上漲	138	94	149
下跌	305	82	107
持平	56	73	84
市場指標			
P/E	11.75	15.58	11.85
總市值 (兆盾)	4,216	258	977
股息殖利率	3.22%	8.01%	5.10%

資料源: Bloomberg – YSVN

VNINDEX



HNIINDEX



市場走勢

在供需處於震盪的狀態，成交量減少，市場在窄幅波動。VN-Index 收盤上漲 0.03%，止於 1049.25 點，HNX-Index 上漲 0.37%，而 Upcom-Index 下跌 0.33%。3 大市場的交易額均達到 6 兆 8,920 億越南盾。

拋售壓力在當日有所下降，因為僅有 VPB (-1.8%) 和 NVL (-1%) 在 VN30-Index 中從 1% 下跌。金融股在 BVH、BID、HDB、MBB、CTG、STB、TPB 的漲幅也更為積極。

在行業方面，紡織（TNG、GIL）、塑料（BMP、NTP）、大米（LTG、TAR）積極上漲。

外資在整個市場買超 500 億越南盾，其中 STB（350 億）、HPG（320 億）、SHB（170 億）在買超方面領先。另一方面，GMD（220 億）、PVT（100 億）、GAS（80 億）被拋售最多的股票。

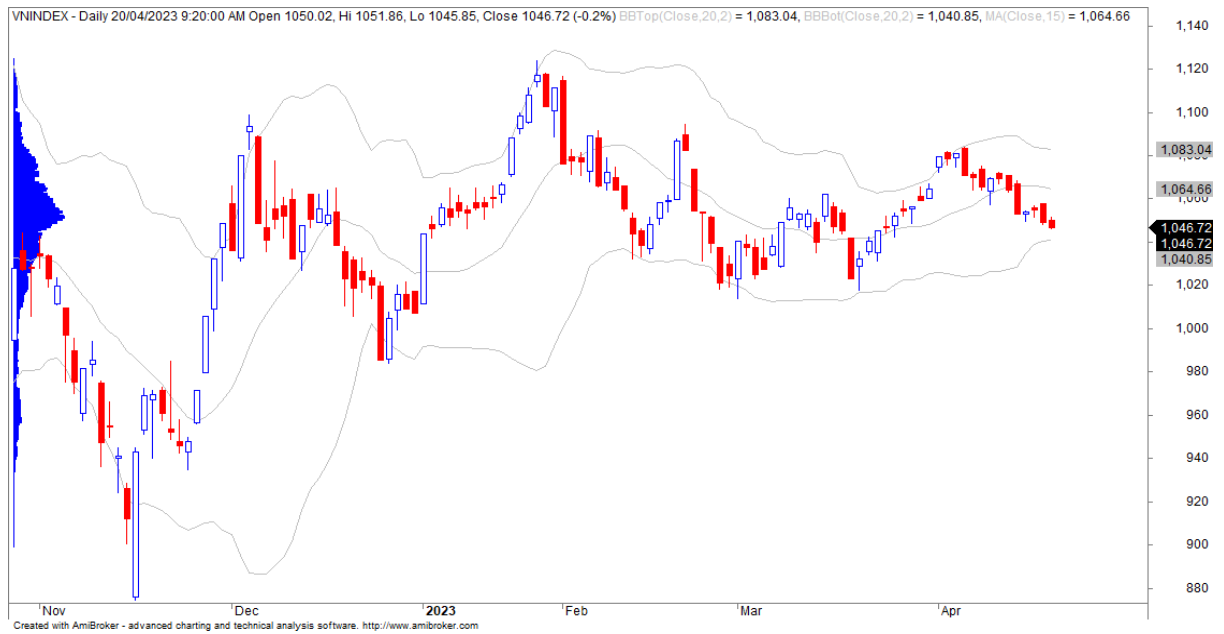
市場短期觀點

我們認為 VN-Index 可能會繼續橫盤整理，並可能在盤初面臨調整壓力。VN-Index 的價格走勢圖可能會測試 1,040 – 1,045 點的支撐位，我們認為這是 VN-Index 的短期強勁支撐位，我們評估 VN-Index 在短期內尚未突破該支撐位。目前，現金流仍主要集中在中小型股。短期情緒指標小幅上漲，但投資者仍對當前趨勢持悲觀態度。

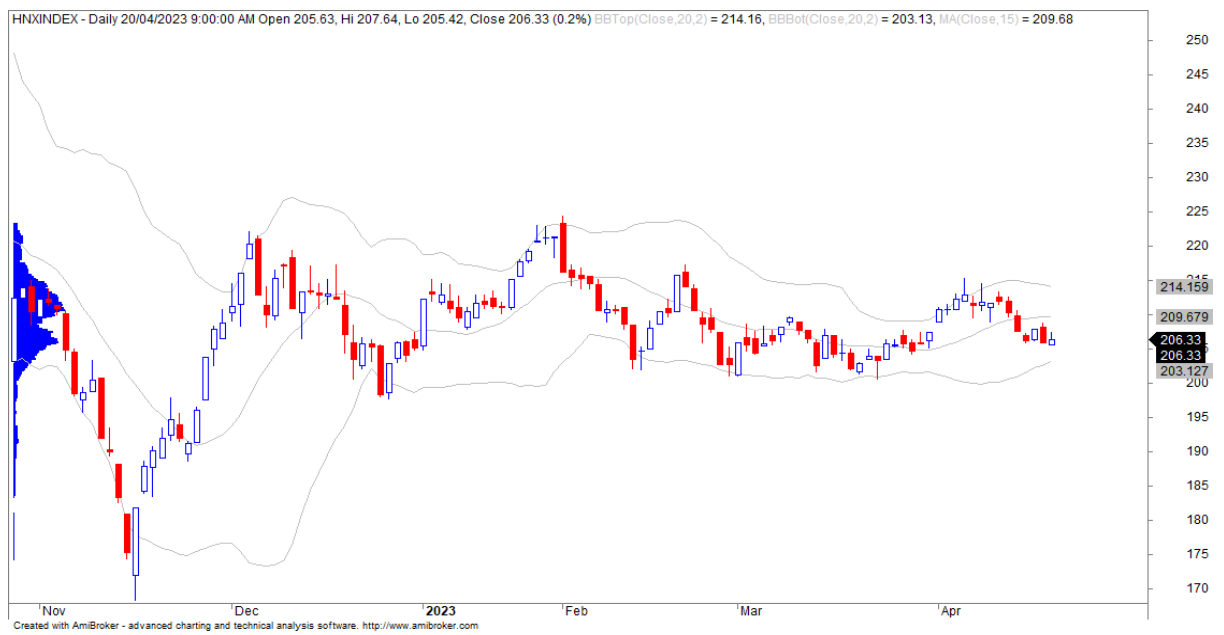
大盤的短期走勢維持中性。因此，在前幾個交易日將股票比例調整至平衡水平後，我們建議短期投資者可以將股票比例維持在當前水平。同時，投資者可以暫時停止拋售，並在接下來的幾個交易日觀察市場。

請在 <https://ysradar.yuanta.com.vn/> 查看有關股票的信號。

技術分析圖



指數技術分析圖 VN-Index



指數技術分析圖 HNX-Index

指數	短期趨勢	中期趨勢	阻力區 1	阻力區 2	支撐區 1	支撐區 2
VN-Index	中性	上漲	1110	1130	870	800
HNX-Index	中性	上漲	197	210	189	160
VN30	中性	上漲	1120	1140	980	960
VNMidcaps	中性	上漲	1,030	1200	963	900
VNSmallcaps	中性	上漲	1000	1150	804	750

胡志明市交易所 (HSX)

	收盤	漲跌%
VNI	1049.25	0.03%
VN30	1053.61	-0.24%
VN Mid	1327.05	0.04%
VN Small	1167.63	0.49%

河內交易所 (HSX)

	收盤	漲跌%
HNI	206.61	0.37%
HN30	371.01	0.40%
VNX AllSh	1011.67	-0.11%

UPCOM 市場 (UPCoM)

	收盤	漲跌%
UPCoM	77.85	-0.33%

外資交易	成交值 (Bil.VND)
買進	564.78
賣出	511.72
買超/賣超	53.07

外資交易	成交值 (Bil.VND)
買進	1.76
賣出	2.23
買超/賣超	-0.47

外資交易	成交值 (Bil.VND)
買進	7.08
賣出	9.70
買超/賣超	-2.63

上漲排名/ 股碼	漲跌(VND)	漲跌%
GIL	1550	6.97%
PSH	440	6.94%
TNH	1757	6.91%
NTL	1300	6.86%
VNS	1150	6.73%

上漲排名/ 股碼	漲跌(VND)	漲跌%
NDN	700	9.59%
TAR	1000	7.35%
AMV	300	7.32%
NTP	1700	5.21%
TNG	900	5.11%

上漲排名/ 股碼	漲跌(VND)	漲跌%
MSR	1655	14.27%
VNB	1124	13.22%
CST	1024	4.76%
VOC	1209	4.65%
LTG	1186	3.98%

下跌排名/ 股碼	漲跌(VND)	漲跌%
VTO	-670	-6.84%
VIP	-400	-3.51%
HBC	-190	-2.29%
DGW	-800	-2.24%
PDR	-300	-2.19%

下跌排名/ 股碼	漲跌(VND)	漲跌%
PLC	-900	-2.66%
VGS	-300	-2.40%
S55	-1100	-2.00%
BVS	-300	-1.57%
PVS	-300	-1.17%

下跌排名/ 股碼	漲跌(VND)	漲跌%
VLB	-2514	-7.60%
PGB	-1765	-5.32%
C4G	-246	-2.02%
SBS	-118	-1.97%
BSR	-298	-1.83%

*備註: 市值>5,000 億盾; 成交值>15 億盾

市值排名/ 股碼	Bil.VND
VCB	418,828
BID	224,598
VHM	219,460
VIC	200,613
GAS	182,974

市值排名/ 股碼	Bil.VND
THD	13,720
IDC	12,639
PVS	12,236
KSF	11,850
PVI	11,431

市值排名/ 股碼	Bil.VND
ACV	167,869
VGI	64,118
BSR	50,470
VEA	48,989
MCH	46,212

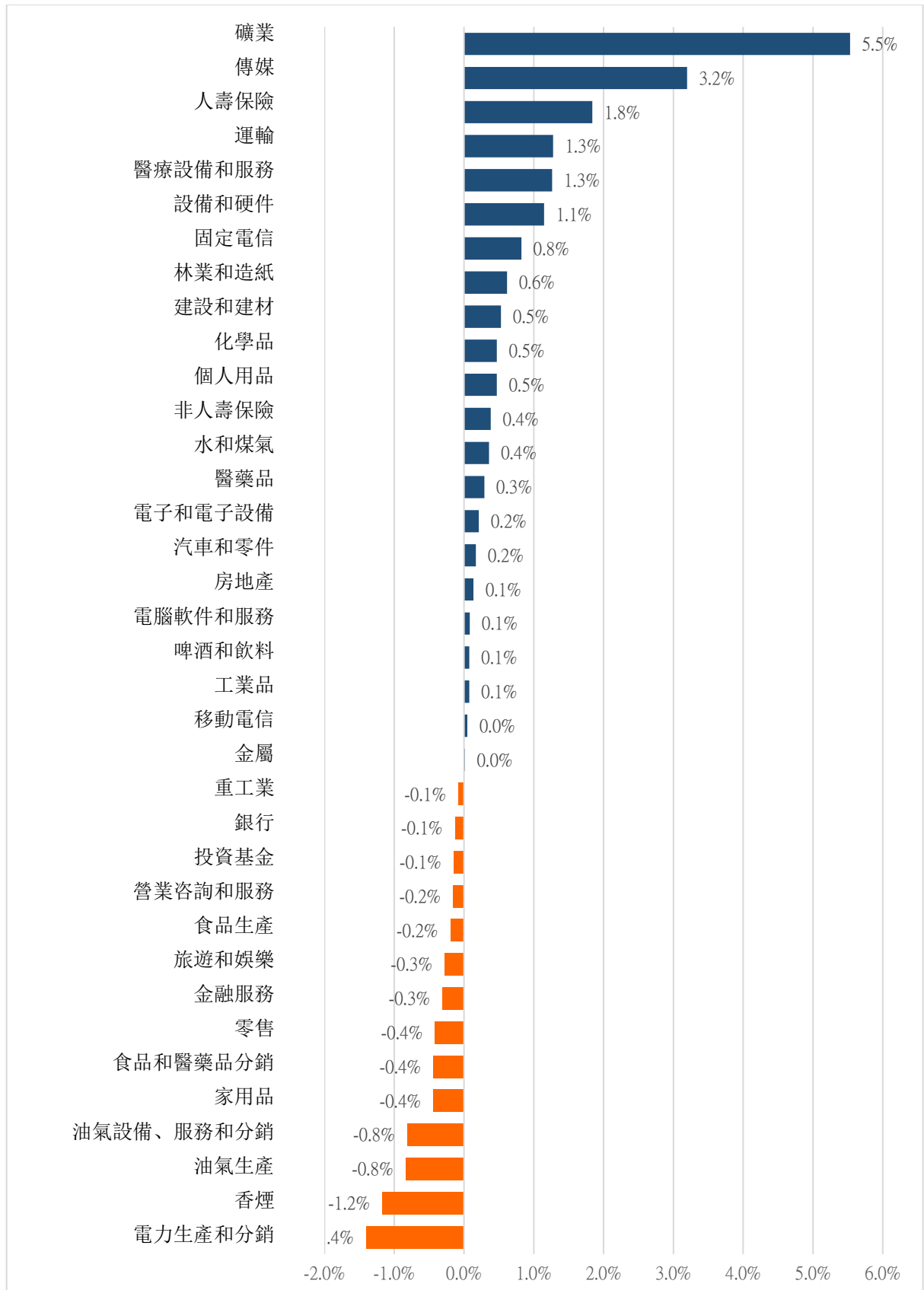
交易量排名/ 股碼	成交值	30 日均
SHB	23,711,300	30,781,365
DIG	14,379,200	20,462,652
VPB	13,244,000	17,996,650
NVL	11,402,800	25,359,974
STB	11,250,300	18,552,906

交易量排名/ 股碼	成交值	30 日均
SHS	11,246,558	23,294,107
HUT	9,976,518	1,987,740
NRC	6,589,843	1,047,483
TAR	6,233,517	1,471,487
TNG	5,951,542	1,750,880

交易量排 名/股碼	成交值	30 日均
BSR	6,586,243	6,823,565
C4G	1,696,978	3,058,293
SBS	1,129,226	3,022,852
VLB	1,076,100	194,859
CST	1,059,571	223,022

資料源: Bloomberg & Yuanta Research

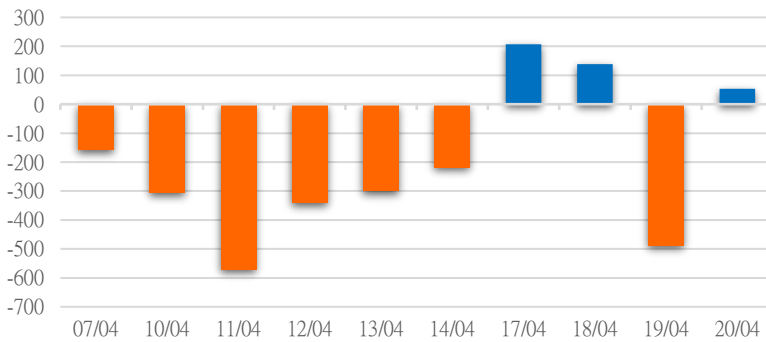
各行業板塊的交易走勢



資料源: FinPro – YSVN

外資買進賣統計

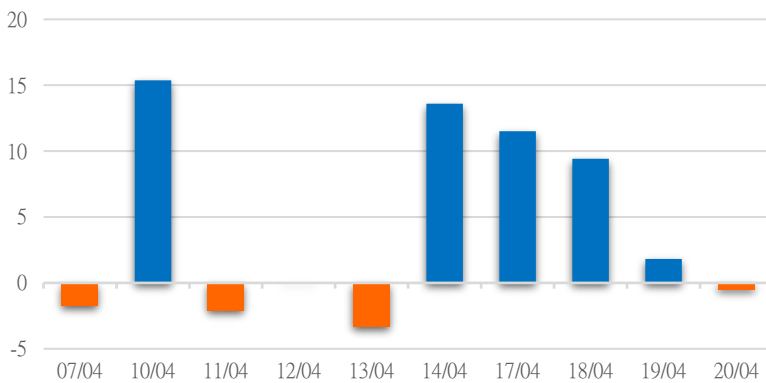
HSX 外資每日買/賣超



證券代碼	買超金額 (Mil.VND)	證券代碼	賣超金額 (Mil.VND)
STB	35,161	GMD	21,698
HPG	32,011	PVT	9,530
SHB	16,838	GAS	8,300
VRE	13,872	BMP	8,297
SAB	8,685	SSI	6,608

HSX 外資買/賣超的前 5 名

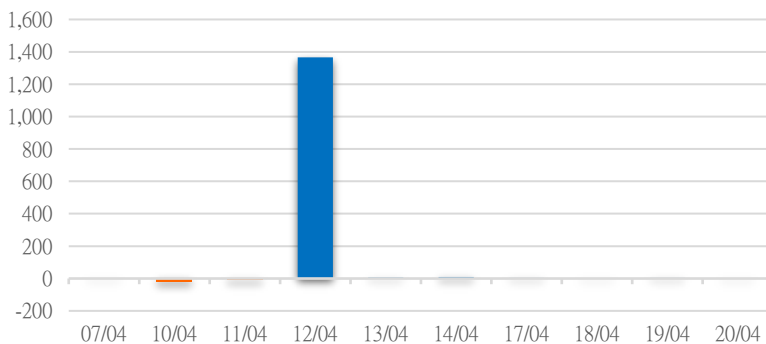
HNX 外資每日買/賣超



證券代碼	買超金額 (Mil.VND)	證券代碼	賣超金額 (Mil.VND)
IDC	411	VNR	480
PVS	159	NVB	441
CEO	108	BVS	185
VCS	82	NRC	90
GIC	80	ICG	63

HNX 外資買/賣超的前 5 名

UPCOM 外資每日買/賣超



證券代碼	買超金額 (Mil.VND)	證券代碼	賣超金額 (Mil.VND)
CST	1,260	VTP	3,796
ACV	1,037	LTG	1,745
QNS	857	VEA	765
HPD	462	MPC	385
MFS	270	FOC	336

UPCOM 外資買/賣超的前 5 名

源: FiiPro – YSVN

自營統計

證券代碼	買超金額 (Mil.VND)	證券代碼	賣超金額 (Mil.VND)
VHM	11,721	FUEVFNVD	6,022
DCM	9,416	NBB	5,092
VNM	9,095	FUEMAVND	4,755
SSI	8,591	VIB	3,925
STB	8,178	E1VFN30	3,904

HSX 自營交易最大前名

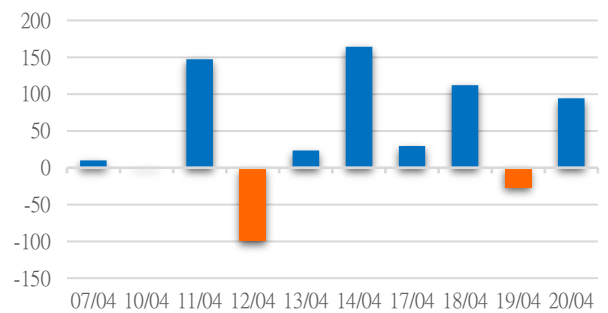
證券代碼	買超金額 (Mil.VND)	證券代碼	賣超金額 (Mil.VND)
GKM	1,102.00		
IDC	767.00		
L18	27.30		

HNX 自營交易最大前名

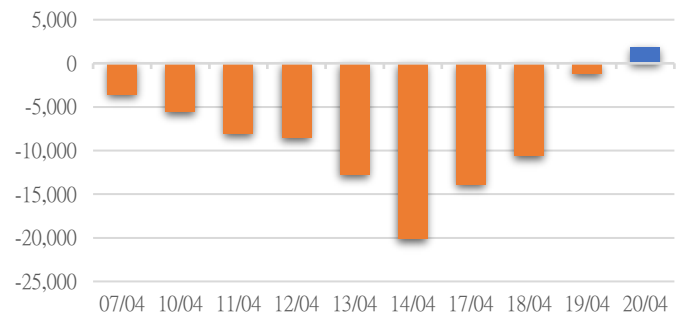
證券代碼	買超金額 (Mil.VND)	證券代碼	賣超金額 (Mil.VND)
BSR	1,590.00		

UPCoM 自營交易最大前名

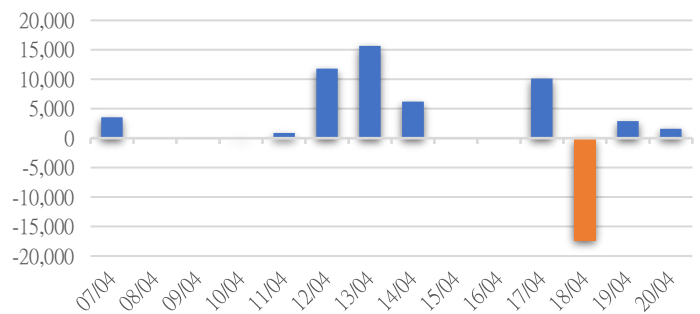
HSX 自營交易每日買/賣超 (Bil.VND)



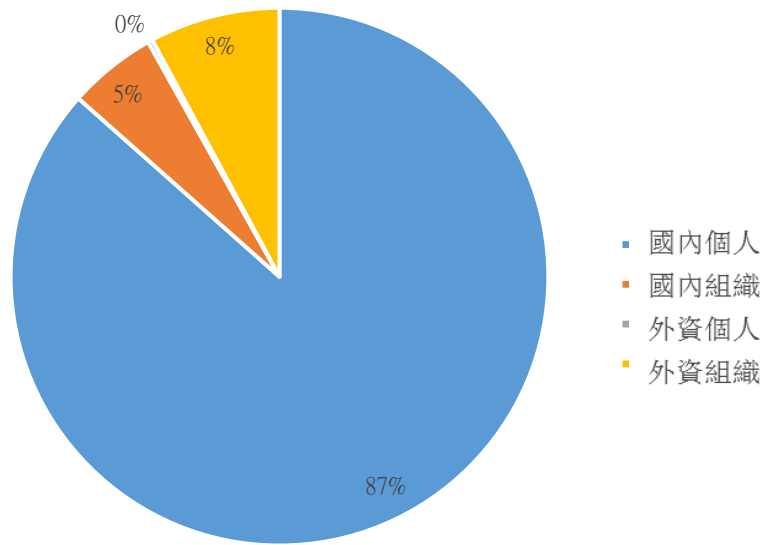
HNX 自營交易每日買/賣超 (Mil.VND)



UPCoM 自營交易每日買/賣超 (Mil.VND)

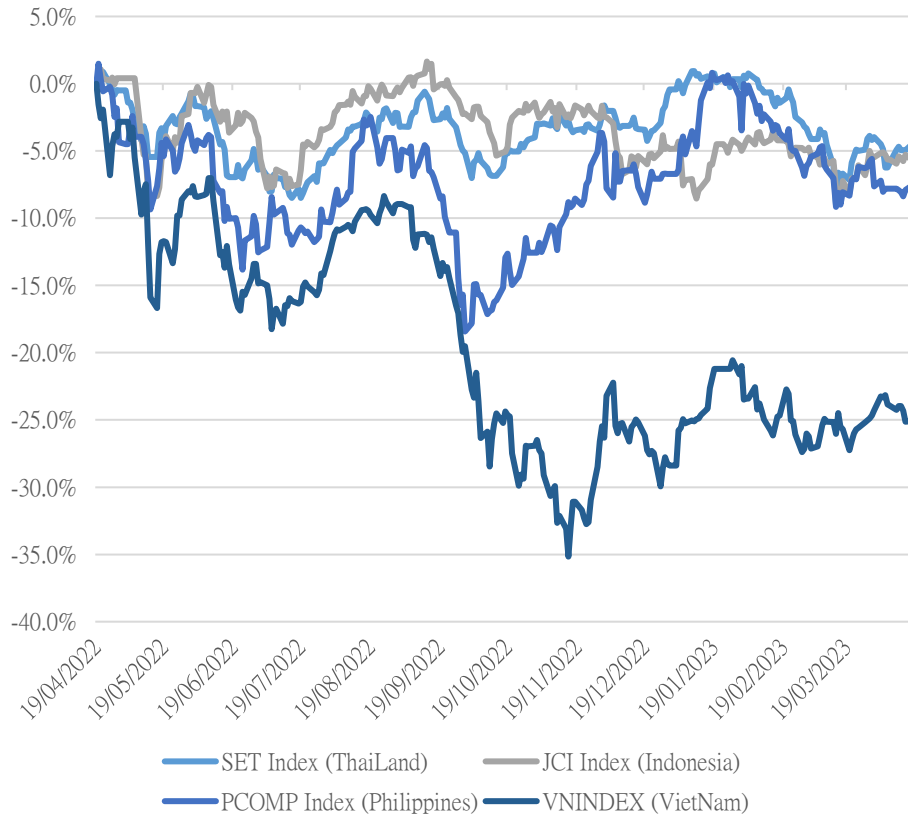


越南證券市場投資人類別統計



資料源: FiinPro – YSVN

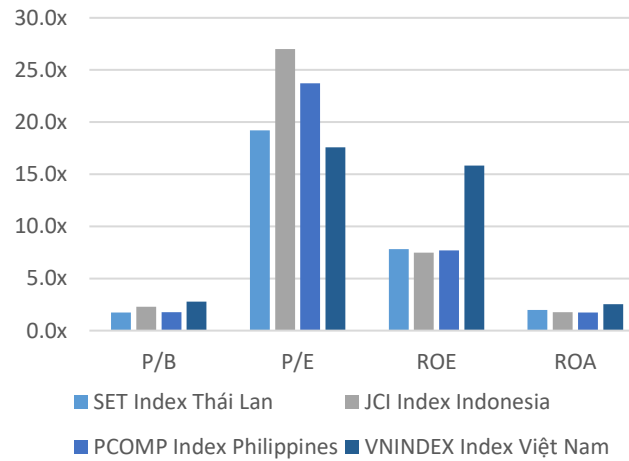
東南亞主要市場走勢比較



東南亞主要市場數據

		Thailand	Indonesia	Philippines	Vietnam
P/B		1.6x	1.9x	1.5x	1.7x
P/E		19.5x	15.7x	14.5x	13.9x
ROE	%	8.24	12.02	9.73	13.70
ROA	%	2.09	3.28	2.24	2.20
Vốn hóa	Tỷ USD	565.57	646.62	164.47	179.20
GTGD	Triệu USD	1.06	0.54	0.04	0.36
LS cổ tức	%	3.01	3.37	2.46	1.82

源: Bloomberg & YSVN



元大證券（越南）公司

個人客戶分析部

Nguyễn Thế Minh
研究分析經理
+84 28 3622 6868 ext 3826
minh.nguyen@yuanta.com.vn

Lý Thị Hiền
研究分析主管
+84 28 3622 6868 ext 3908
hien.ly@yuanta.com.vn

Quách Đức Khánh
研究分析副主管
+84 28 3622 6868 ext 3833
khanh.quach@yuanta.com.vn

Khổng Hữu Hiệp
高級分析專員
+84 28 3622 6868 ext 3912
hiiep.khong@yuanta.com.vn

Nguyễn Trịnh Ngọc Hồng
高級分析專員
+84 28 3622 6868 ext 3832
hong.nguyen@yuanta.com.vn

Phạm Tấn Phát
高級分析專員
+84 28 3622 6868 ext 3880
phat.pham@yuanta.com.vn

個人客戶業務部

Phạm Đắc Thành
北部分行經理
+84 28 3622 6868 ext 3416
thanh.pham@yuanta.com.vn

Võ Thị Thu Thủy
平陽分行經理
+84 28 3622 6868 ext 3505
thuy.vo@yuanta.com.vn

Lương Kỳ Ty
堤岸分行經理
+84 28 3622 6868 ext 3653
ty.luong@yuanta.com.vn

Bùi Quốc Phong
同奈分行經理
+84 28 3622 6868 ext 3701
phong.bui@yuanta.com.vn

Võ Đình Tuấn
峴港分行經理
+84 28 3622 6868 ext 3301
tuan.vo@yuanta.com.vn

Nguyễn Việt Quang
河內分行經理
+84 28 3622 6868 ext 3404
quang.nguyen@yuanta.com.vn

Đinh Thị Thu Cúc
頭頓分行經理
+84 28 3622 6868 ext 3203
cuc.dinh@yuanta.com.vn

Appendix A: Important Disclosures

Analyst Certification

Each research analyst primarily responsible for the content of this research report, in whole or in part, certifies that with respect to each security or issuer that the analyst covered in this report: (1) all of the views expressed accurately reflect his or her personal views about those securities or issuers; and (2) no part of his or her compensation was, is, or will be, directly or indirectly, related to the specific recommendations or views expressed by that research analyst in the research report.

Ratings Definitions

BUY: We have a positive outlook on the stock based on our expected absolute or relative return over the investment period. Our thesis is based on our analysis of the company's outlook, financial performance, catalysts, valuation and risk profile. We recommend investors add to their position.

HOLD-Outperform: In our view, the stock's fundamentals are relatively more attractive than peers at the current price. Our thesis is based on our analysis of the company's outlook, financial performance, catalysts, valuation and risk profile.

HOLD-Underperform: In our view, the stock's fundamentals are relatively less attractive than peers at the current price. Our thesis is based on our analysis of the company's outlook, financial performance, catalysts, valuation and risk profile.

SELL: We have a negative outlook on the stock based on our expected absolute or relative return over the investment period. Our thesis is based on our analysis of the company's outlook, financial performance, catalysts, valuation and risk profile. We recommend investors reduce their position.

Under Review: We actively follow the company, although our estimates, rating and target price are under review.

Restricted: The rating and target price have been suspended temporarily to comply with applicable regulations and/or Yuanta policies.

Note: Yuanta research coverage with a Target Price is based on an investment period of 12 months. Greater China Discovery Series coverage does not have a formal 12 month Target Price and the recommendation is based on an investment period specified by the analyst in the report.

Global Disclaimer

© 2018 Yuanta. All rights reserved. The information in this report has been compiled from sources we believe to be reliable, but we do not hold ourselves responsible for its completeness or accuracy. It is not an offer to sell or solicitation of an offer to buy any securities. All opinions and estimates included in this report constitute our judgment as of this date and are subject to change without notice.

This report provides general information only. Neither the information nor any opinion expressed herein constitutes an offer or invitation to make an offer to buy or sell securities or other investments. This material is prepared for general circulation to clients and is not intended to provide tailored investment advice and does not take into account the individual financial situation and objectives of any specific person who may receive this report. Investors should seek financial advice regarding the appropriateness of investing in any securities, investments or investment strategies discussed or recommended in this report. The information contained in this report has been compiled from sources believed to be reliable but no representation or warranty, express or implied, is made as to its accuracy, completeness or correctness. This report is not (and should not be construed as) a solicitation to act as securities broker or dealer in any jurisdiction by any person or company that is not legally permitted to carry on such business in that jurisdiction.

Yuanta research is distributed in the United States only to Major U.S. Institutional Investors (as defined in Rule 15a-6 under the Securities Exchange Act of 1934, as amended and SEC staff interpretations thereof). All transactions by a US person in the securities mentioned in this report must be effected through a registered broker-dealer under Section 15 of the Securities Exchange Act of 1934, as amended. Yuanta research is distributed in Taiwan by Yuanta Securities Investment Consulting. Yuanta research is distributed in Hong Kong by Yuanta Securities (Hong Kong) Co. Limited, which is licensed in Hong Kong by the Securities and Futures Commission for regulated activities, including Type 4 regulated activity (advising on securities). In Hong Kong, this research report may not be redistributed, retransmitted or disclosed, in whole or in part or any form or manner, without the express written