

當日市場：指數再次分化

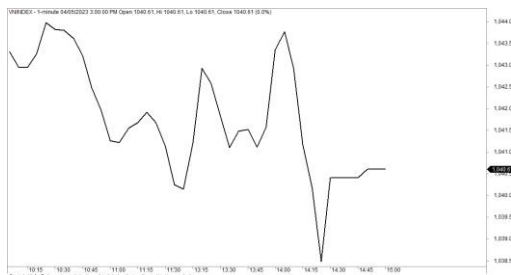
2023/05/05

市場走勢

市場指數	VNI	HNI	UPCOM
收盤	1,040.61	208.15	77.27
%日	-0.81%	0.32%	-0.64%
%週	0.09%	1.11%	-0.19%
%月	-3.51%	-1.22%	-0.41%
%年	-22.84%	-42.34%	-25.72%
<b>成交值(Bil.VND)</b>			
當日	9,763	1,044	442
日均量/週	10,386	1,213	433
日均量/月	11,005	1,334	723
<b>外資進出</b>			
買進	872.84	22.44	8.43
賣出	1,198.16	10.03	7.77
買賣超	-325.32	12.41	0.67
<b>市場漲跌家數</b>			
上漲	138	78	149
下跌	305	94	107
持平	56	73	84
<b>市場指標</b>			
P/E	12.09	15.68	11.93
總市值 (兆盾)	4,217	260	977
股息殖利率	4.34%	9.35%	6.61%

資料源: Bloomberg – YSVN

VNINDEX



HNIINDEX



市場走勢

指數的賣盤在長假後回歸時，則處於漲跌交替的走勢，導致 HOSE 上的指數以跌幅收盤。然而，VN-Index 下跌 0.81% 收於 1040.61 點，跌幅並不算太大。相反，HNX-Index 上漲 0.32%，而 Upcom-Index 下跌 0.64%。3 大市場的交易額均達到 10 兆 9,120 億越南盾。

ACB (2.1%)、FPT (1.3%)、GVR (1%)、BVH (0.8%) 是逆市的藍籌股。在跌幅方面，CTG、MSN、MWG、NVL、SAB、VNM 和 VCB 下跌 2%-3%。跌幅具有 21 檔下跌股和 6 檔上漲股，並在 VN30-Index 中占主導地位。

中小型股吸引現金流，如 DTD、DAG、ELC、API、APS、PSH 等漲停。

外資在整個市場賣超 3,130 億越南盾，其中 VNM (380 億)、CTG (310 億) 和 STB (300 億) 被拋售最多的股票。另一方面，FUEVFVND (570 億)、KDH (180 億)、VPB (120 億) 在買超方面領先。

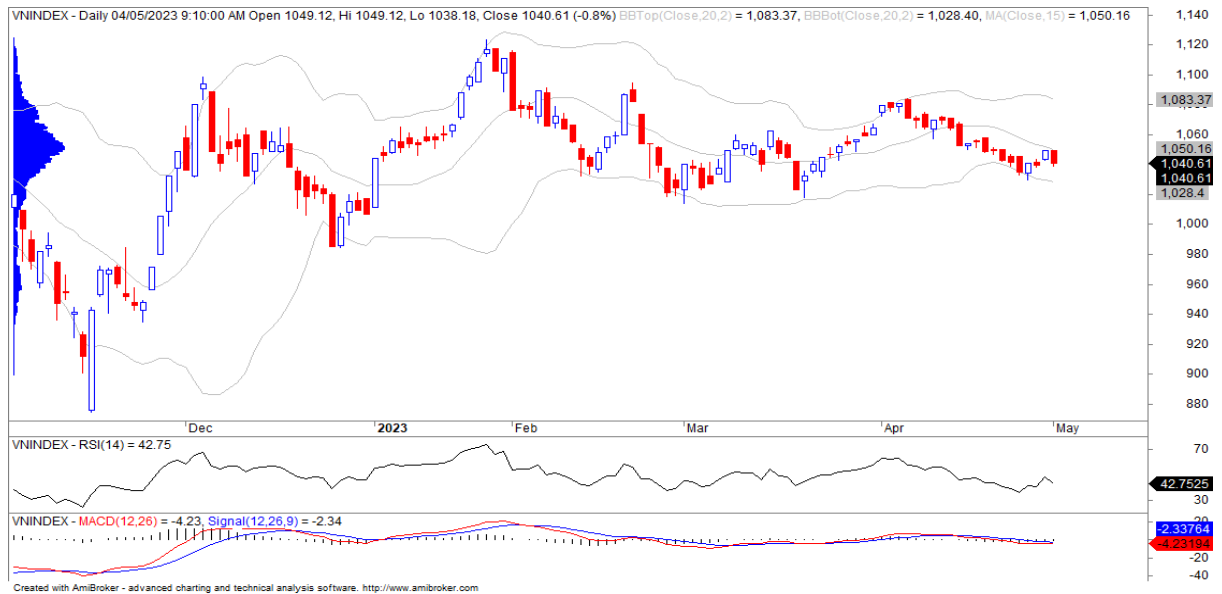
市場短期觀點

我們認為市場可能會復甦，VN-Index 可能會在下個交易日重新測試 50 日均線（即 1,050 點）。同時，市場有進入短期調整階段的跡象，顯示現金流可能會在各類股票之間分化，尤其是中小型股如房地產股、證券、建築和建築材料或有自己的支撐故事的股票。此外，衝浪策略仍然被認為是該時期的有效策略，即投資者可以在調整階段等待買進，並在阻力位賣出。

大盤的短期走勢依然下跌，而 VNSmallcaps 指數依然維持短期上漲趨勢。因此，我們建議短期投資者可以繼續持有 30-40% 的低比例股票。同時，投資者可以考慮投資組合 2-5% 的較低比例買進新股，以探索短期走勢。

請在 <https://ysradar.yuanta.com.vn/> 查看有關股票的信號。

技術分析圖



指數技術分析圖 VN-Index



指數技術分析圖 HNX-Index

指數	短期趨勢	中期趨勢	阻力區 1	阻力區 2	支撐區 1	支撐區 2
VN-Index	下跌	上漲	1110	1130	870	800
HNX-Index	下跌	上漲	197	210	189	160
VN30	下跌	上漲	1120	1140	980	960
VNMidcaps	下跌	上漲	1,030	1200	963	900
VNSmallcaps	上漲	上漲	1000	1150	804	750

**胡志明市交易所 (HSX)**

	收盤	漲跌%
VNI	1040.61	-0.81%
VN30	1039.64	-1.12%
VN Mid	1334.09	-0.26%
VN Small	1195.66	0.63%

**河內交易所 (HSX)**

	收盤	漲跌%
HNI	208.15	0.32%
HN30	374.36	0.43%
VNX AllSh	1006.26	-0.75%

**UPCOM 市場 (UPCoM)**

	收盤	漲跌%
UPCoM	77.27	-0.64%

外資交易	成交值 (Bil.VND)
買進	872.84
賣出	1198.16
買超/賣超	-325.32

外資交易	成交值 (Bil.VND)
買進	22.44
賣出	10.03
買超/賣超	12.41

外資交易	成交值 (Bil.VND)
買進	8.43
賣出	7.77
買超/賣超	0.67

上漲排名/ 股碼	漲跌(VND)	漲跌%
AGR	800	6.96%
VIX	550	6.93%
DHG	7300	6.90%
PSH	590	6.89%
FIT	300	6.86%

上漲排名/ 股碼	漲跌(VND)	漲跌%
DTD	1800	9.94%
APS	1300	9.85%
API	1200	9.45%
IDJ	1200	9.02%
IDV	1600	5.54%

上漲排名/ 股碼	漲跌(VND)	漲跌%
C4G	542	4.67%
DVN	517	3.08%
BDT	543	2.77%
SBS	114	1.93%
VGI	337	1.60%

下跌排名/ 股碼	漲跌(VND)	漲跌%
SBT	-1050	-6.18%
HNG	-220	-5.91%
LSS	-600	-5.31%
NVL	-750	-5.24%
CTR	-3400	-5.11%

下跌排名/ 股碼	漲跌(VND)	漲跌%
DDG	-900	-10.00%
TAR	-600	-3.95%
VC3	-800	-2.75%
LAS	-200	-2.20%
AMV	-100	-2.17%

下跌排名/ 股碼	漲跌(VND)	漲跌%
LTG	-2735	-9.06%
PGB	-2303	-7.17%
CST	-424	-2.11%
MPC	-364	-1.95%
BSR	-263	-1.64%

\*備註: 市值>5,000 億盾; 成交值>15 億盾

市值排名/ 股碼	Bil.VND
VCB	428,293
BID	220,046
VHM	215,541
VIC	198,706
GAS	177,615

市值排名/ 股碼	Bil.VND
THD	13,825
IDC	12,738
PVS	12,093
KSF	11,940
PVI	11,712

市值排名/ 股碼	Bil.VND
ACV	169,817
VGI	64,024
BSR	49,518
VEA	49,033
MCH	44,304

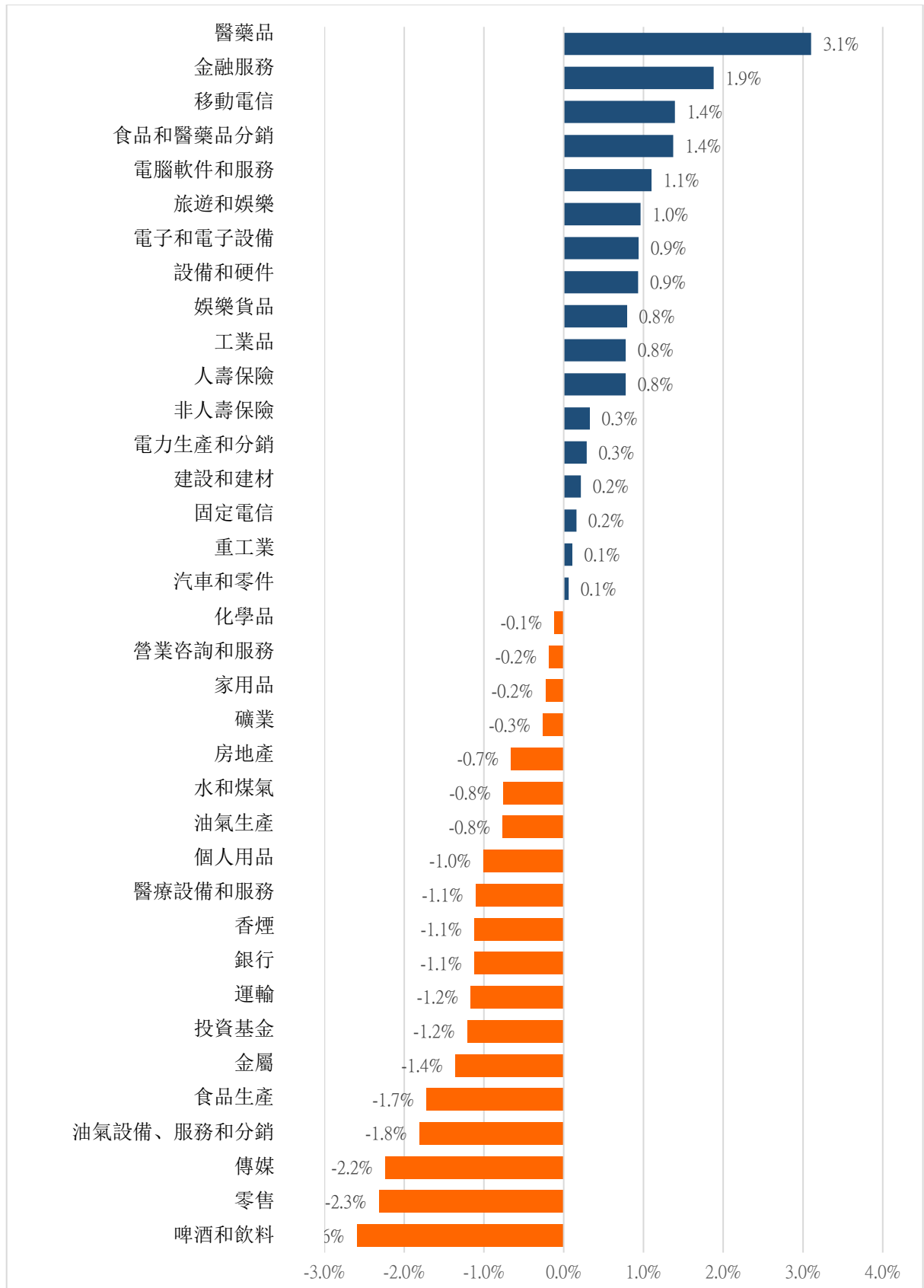
交易量排名/ 股碼	成交值	30 日均
VIX	37,487,800	12,325,763
DIG	29,615,900	23,071,599
NVL	28,428,400	26,251,320
SHB	25,741,500	28,631,918
DXG	19,065,000	17,249,364

交易量排名/ 股碼	成交值	30 日均
SHS	17,373,091	24,005,378
CEO	8,308,853	8,975,224
APS	6,149,323	3,075,507
IDJ	4,979,266	4,834,429
MBS	3,846,237	4,197,744

交易量排 名/股碼	成交值	30 日均
BSR	6,143,417	6,446,302
C4G	4,916,525	3,217,804
SBS	3,677,399	3,196,771
LTG	1,854,540	524,672
EPC	900,000	9

資料源: Bloomberg & Yuanta Research

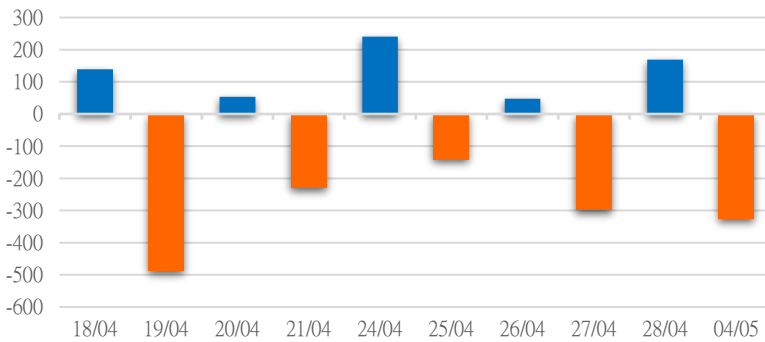
各行業板塊的交易走勢



資料源.: FinPro – YSVN

外資買進賣統計

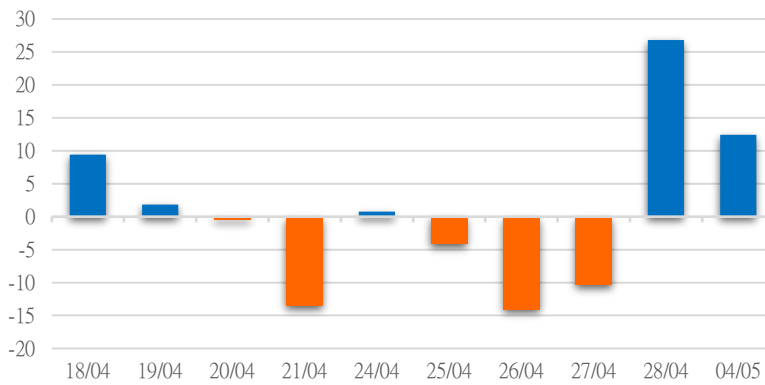
HSX 外資每日買/賣超



證券代碼	買超金額 (Mil.VND)	證券代碼	賣超金額 (Mil.VND)
FUEVFNVD	56,742	VNM	37,973
KDH	17,569	CTG	30,727
VPB	11,598	STB	29,822
FRT	9,090	GMD	28,839
VIX	5,539	MSN	24,700

HSX 外資買/賣超的前 5 名

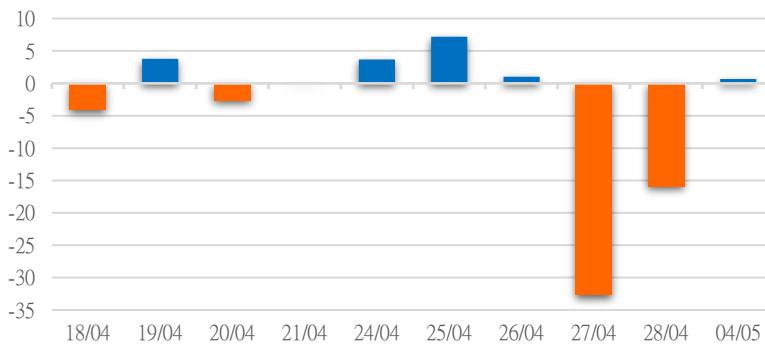
HNX 外資每日買/賣超



證券代碼	買超金額 (Mil.VND)	證券代碼	賣超金額 (Mil.VND)
PVS	9,672	THD	1,813
IDC	4,628	SHS	1,232
IDJ	1,468	PLC	644
HVT	659	APS	519
PRE	369	BVS	293

HNX 外資買/賣超的前 5 名

UPCOM 外資每日買/賣超



證券代碼	買超金額 (Mil.VND)	證券代碼	賣超金額 (Mil.VND)
MCH	5,834	QNS	2,802
BSR	901	VTP	1,691
CSI	157	ACV	1,358
PHP	122	MPC	478
MFS	102	PAT	112

UPCOM 外資買/賣超的前 5 名

源: FiiPro - YSVN

自營統計

證券代碼	買超金額 (Mil.VND)	證券代碼	賣超金額 (Mil.VND)
FPT	8,639	FUEVFNVD	65,196
ACB	5,391	NT2	9,362
VNM	5,005	CTG	9,321
TCB	4,511	KBC	7,902
STB	4,173	GEX	6,670

HSX 自營交易最大前名

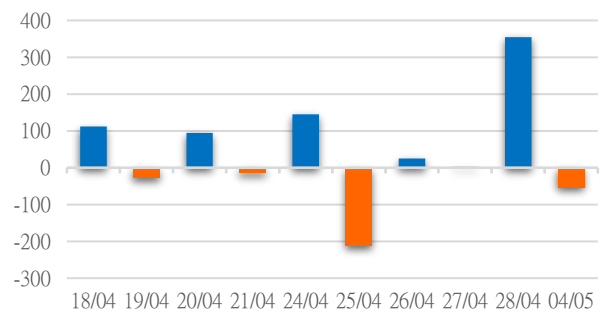
證券代碼	買超金額 (Mil.VND)	證券代碼	賣超金額 (Mil.VND)
IDC	585.00	GKM	190
IDV	447.58		
HHC	16.77		

HNX 自營交易最大前名

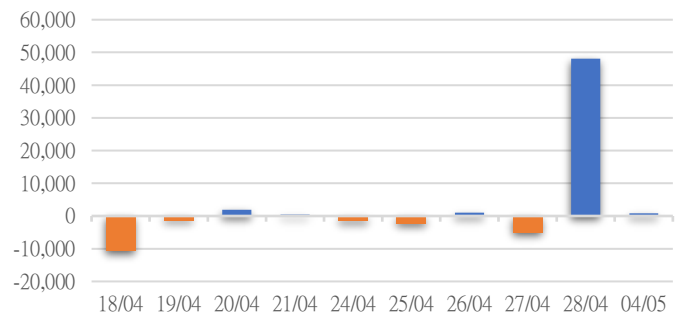
證券代碼	買超金額 (Mil.VND)	證券代碼	賣超金額 (Mil.VND)
		TID	84

UPCoM 自營交易最大前名

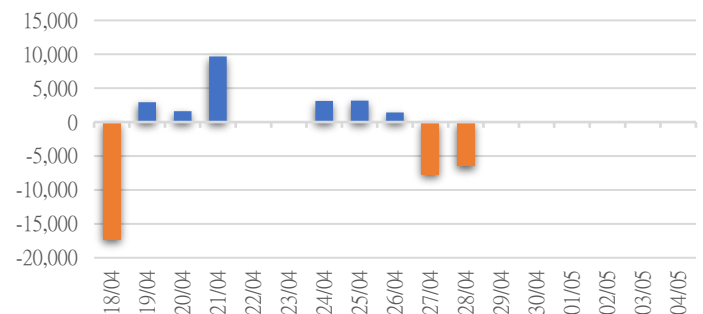
HSX 自營交易每日買/賣超 (Bil.VND)



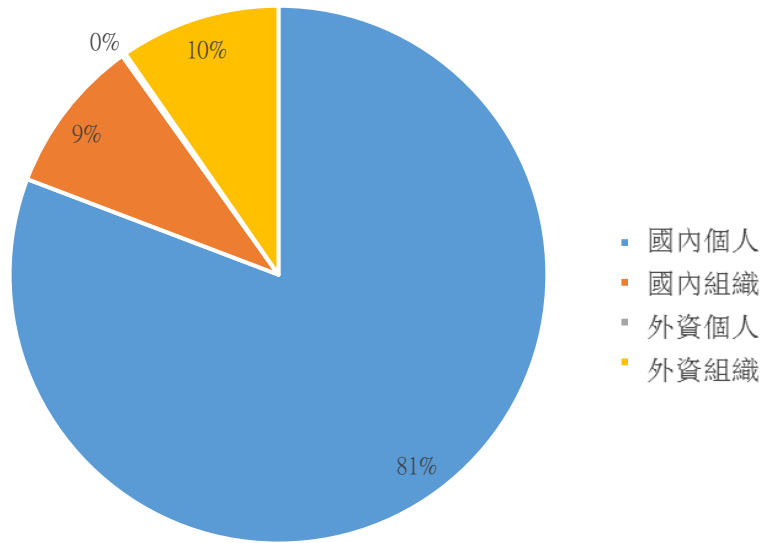
HNX 自營交易每日買/賣超 (Mil.VND)



UPCoM 自營交易每日買/賣超 (Mil.VND)

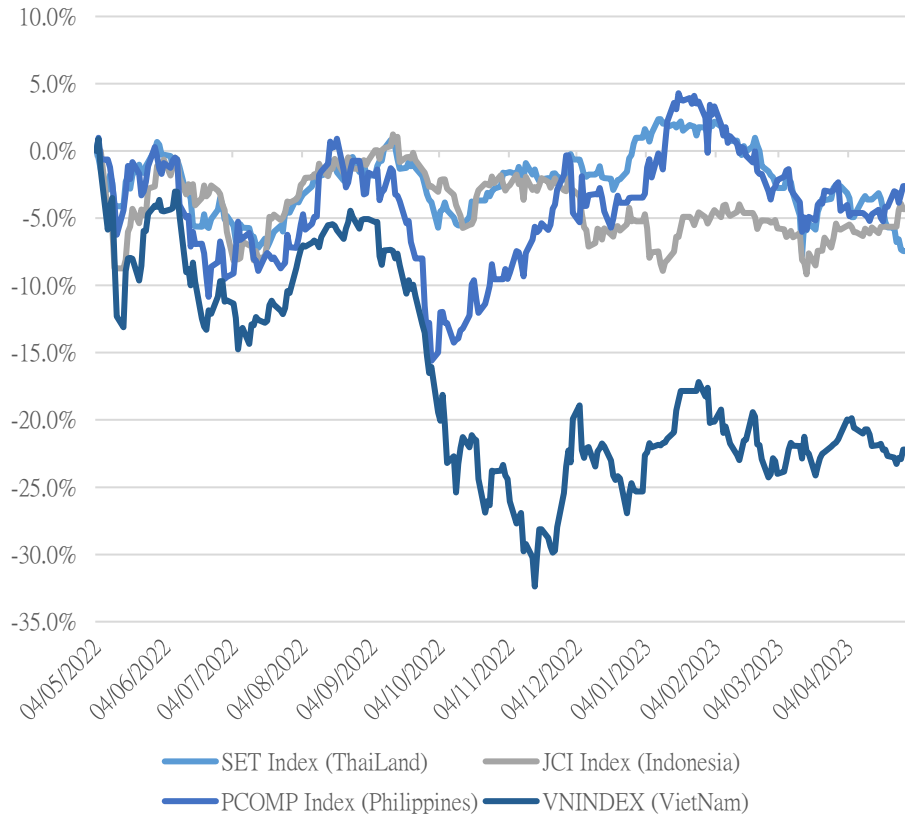


越南證券市場投資人類別統計



資料源: FiinPro – YSVN

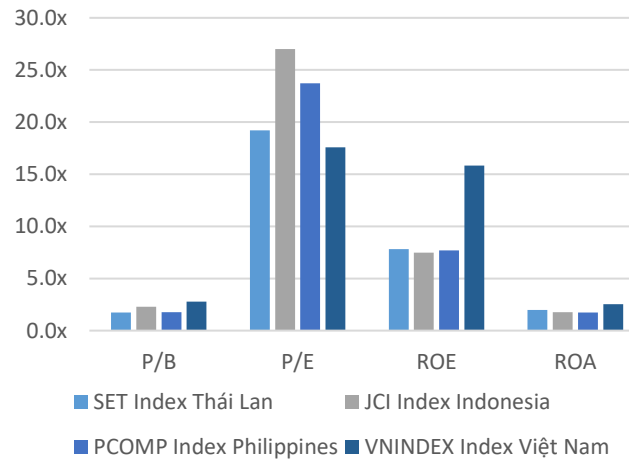
東南亞主要市場走勢比較



東南亞主要市場數據

		Thailand	Indonesia	Philippines	Vietnam
P/B		1.5x	2.0x	1.6x	1.6x
P/E		18.9x	16.0x	14.4x	13.7x
ROE	%	8.23	11.96	10.08	13.69
ROA	%	2.10	3.26	2.24	2.20
Vốn hóa	Tỷ USD	553.48	665.67	167.25	176.90
GTGD	Triệu USD	1.08	0.92	0.07	0.32
LS cổ tức	%	3.13	3.29	2.44	1.84

源: Bloomberg & YSVN





## 元大證券（越南）公司

### 個人客戶分析部

**Nguyễn Thế Minh**  
研究分析經理  
+84 28 3622 6868 ext 3826  
minh.nguyen@yuanta.com.vn

**Lý Thị Hiền**  
研究分析主管  
+84 28 3622 6868 ext 3908  
hien.ly@yuanta.com.vn

**Quách Đức Khánh**  
研究分析副主管  
+84 28 3622 6868 ext 3833  
khanh.quach@yuanta.com.vn

**Khổng Hữu Hiệp**  
高級分析專員  
+84 28 3622 6868 ext 3912  
hiiep.khong@yuanta.com.vn

**Nguyễn Trịnh Ngọc Hồng**  
高級分析專員  
+84 28 3622 6868 ext 3832  
hong.nguyen@yuanta.com.vn

**Phạm Tấn Phát**  
高級分析專員  
+84 28 3622 6868 ext 3880  
phat.pham@yuanta.com.vn

### 個人客戶業務部

**Phạm Đắc Thành**  
北部分行經理  
+84 28 3622 6868 ext 3416  
thanh.pham@yuanta.com.vn

**Võ Thị Thu Thủy**  
平陽分行經理  
+84 28 3622 6868 ext 3505  
thuy.vo@yuanta.com.vn

**Lương Kỳ Ty**  
堤岸分行經理  
+84 28 3622 6868 ext 3653  
ty.luong@yuanta.com.vn

**Bùi Quốc Phong**  
同奈分行經理  
+84 28 3622 6868 ext 3701  
phong.bui@yuanta.com.vn

**Võ Đình Tuấn**  
峴港分行經理  
+84 28 3622 6868 ext 3301  
tuan.vo@yuanta.com.vn

**Nguyễn Việt Quang**  
河內分行經理  
+84 28 3622 6868 ext 3404  
quang.nguyen@yuanta.com.vn

**Đinh Thị Thu Cúc**  
頭頓分行經理  
+84 28 3622 6868 ext 3203  
cuc.dinh@yuanta.com.vn

## Appendix A: Important Disclosures

### Analyst Certification

Each research analyst primarily responsible for the content of this research report, in whole or in part, certifies that with respect to each security or issuer that the analyst covered in this report: (1) all of the views expressed accurately reflect his or her personal views about those securities or issuers; and (2) no part of his or her compensation was, is, or will be, directly or indirectly, related to the specific recommendations or views expressed by that research analyst in the research report.

### Ratings Definitions

**BUY:** We have a positive outlook on the stock based on our expected absolute or relative return over the investment period. Our thesis is based on our analysis of the company's outlook, financial performance, catalysts, valuation and risk profile. We recommend investors add to their position.

**HOLD-Outperform:** In our view, the stock's fundamentals are relatively more attractive than peers at the current price. Our thesis is based on our analysis of the company's outlook, financial performance, catalysts, valuation and risk profile.

**HOLD-Underperform:** In our view, the stock's fundamentals are relatively less attractive than peers at the current price. Our thesis is based on our analysis of the company's outlook, financial performance, catalysts, valuation and risk profile.

**SELL:** We have a negative outlook on the stock based on our expected absolute or relative return over the investment period. Our thesis is based on our analysis of the company's outlook, financial performance, catalysts, valuation and risk profile. We recommend investors reduce their position.

**Under Review:** We actively follow the company, although our estimates, rating and target price are under review.

**Restricted:** The rating and target price have been suspended temporarily to comply with applicable regulations and/or Yuanta policies.

Note: Yuanta research coverage with a Target Price is based on an investment period of 12 months. Greater China Discovery Series coverage does not have a formal 12 month Target Price and the recommendation is based on an investment period specified by the analyst in the report.

### Global Disclaimer

© 2018 Yuanta. All rights reserved. The information in this report has been compiled from sources we believe to be reliable, but we do not hold ourselves responsible for its completeness or accuracy. It is not an offer to sell or solicitation of an offer to buy any securities. All opinions and estimates included in this report constitute our judgment as of this date and are subject to change without notice.

This report provides general information only. Neither the information nor any opinion expressed herein constitutes an offer or invitation to make an offer to buy or sell securities or other investments. This material is prepared for general circulation to clients and is not intended to provide tailored investment advice and does not take into account the individual financial situation and objectives of any specific person who may receive this report. Investors should seek financial advice regarding the appropriateness of investing in any securities, investments or investment strategies discussed or recommended in this report. The information contained in this report has been compiled from sources believed to be reliable but no representation or warranty, express or implied, is made as to its accuracy, completeness or correctness. This report is not (and should not be construed as) a solicitation to act as securities broker or dealer in any jurisdiction by any person or company that is not legally permitted to carry on such business in that jurisdiction.

Yuanta research is distributed in the United States only to Major U.S. Institutional Investors (as defined in Rule 15a-6 under the Securities Exchange Act of 1934, as amended and SEC staff interpretations thereof). All transactions by a US person in the securities mentioned in this report must be effected through a registered broker-dealer under Section 15 of the Securities Exchange Act of 1934, as amended. Yuanta research is distributed in Taiwan by Yuanta Securities Investment Consulting. Yuanta research is distributed in Hong Kong by Yuanta Securities (Hong Kong) Co. Limited, which is licensed in Hong Kong by the Securities and Futures Commission for regulated activities, including Type 4 regulated activity (advising on securities). In Hong Kong, this research report may not be redistributed, retransmitted or disclosed, in whole or in part or any form or manner, without the express written