

當日市場：低價供應降溫，指數在窄幅波動

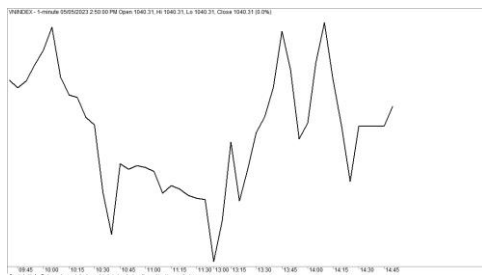
2023/05/08

市場走勢

市場指數	VNI	HNI	UPCOM
收盤	1,040.31	207.80	77.56
%日	-0.03%	-0.17%	0.38%
%週	-0.84%	0.15%	-0.27%
%月	-3.75%	-2.25%	-0.23%
%年	-23.54%	-42.08%	-25.29%
成交值(Bil.VND)			
當日	9,763	1,044	442
日均量/週	9,896	1,166	435
日均量/月	10,791	1,319	715
外資進出			
買進	563.57	3.97	3.93
賣出	739.17	2.37	6.52
買賣超	-175.60	1.60	-2.59
市場漲跌家數			
上漲	138	38	149
下跌	305	47	107
持平	56	73	84
市場指標			
P/E	12.26	16.49	12.24
總市值 (兆盾)	4,183	261	970
股息殖利率	2.47%	9.28%	6.57%

資料源: Bloomberg – YSVN

VNINDEX



HNIINDEX



市場走勢

下跌慣性仍然延續，但低價供應不太強勁，導致指數小幅收跌。具體而言，VN-Index 下跌 0.03%，收於 1040.31 點。HNX-Index 下跌 0.17%，而 Upcom-Index 上漲 0.38%。3 大市場的交易額均達到 8 兆 2,470 億越南盾。

VHM、VIC、CTG、SSI、GVR、TPB、TCB 等大型股強勁背離，並下跌約 1%。另一方面，BVH、HDB、VCB，尤其是 MSN (3.4%) 是逆市的藍籌股。市場的寬度繼續有利於跌幅，其中 VN30-Index 有 20 檔下跌股和 9 檔上漲股。

與大盤的慘淡走勢相反，PGV (5.6%)、DHG (2.5%)、VHC (3.3%)、GEX (3%)、VGC (3%)、VIX (3.5%) 在周末均錄得良好的漲幅。

外資在整個市場賣超 1,770 億越南盾，其中 SSI (270 億)、VND (190 億)、SHB (140 億) 被拋售最多的股票。另一方面，HPG (550 億)、DGC (230 億)、NLG (170 億) 是買超方面領先。

市場短期觀點

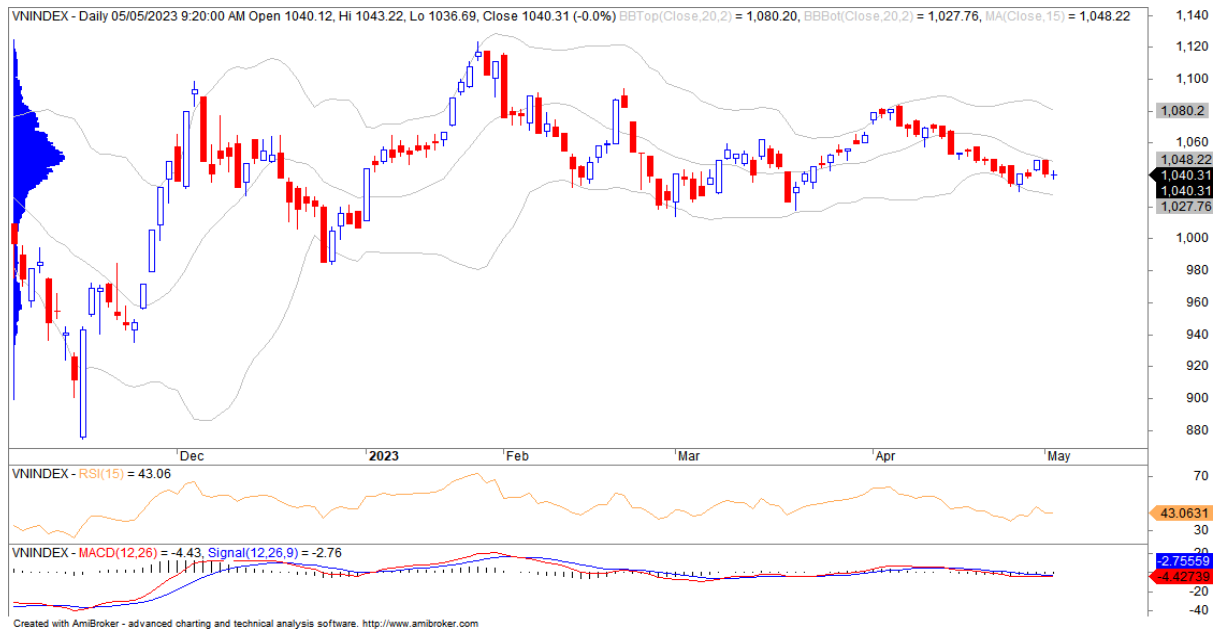
我們認為市場可能在本周的首個交易日小幅復甦。同時，主要股指的價格走勢圖有進入短期調整階段的跡象，因此指數可能會繼續在窄幅橫盤整理，現金流可能會繼續在各類股票之間分化，尤其是現金流可能會關注中小型股。此外，短期情緒指標繼續小幅上漲，顯示短期機會增加，但投資者對當前市場走勢仍持悲觀態度。

大盤的短期走勢依然下跌。因此，我們建議短期投資者可以繼續持有投資組合 30-40% 的低比例股票，並在短期內暫時停止買進新股，以觀察市場在接下來幾個交易日的走勢。

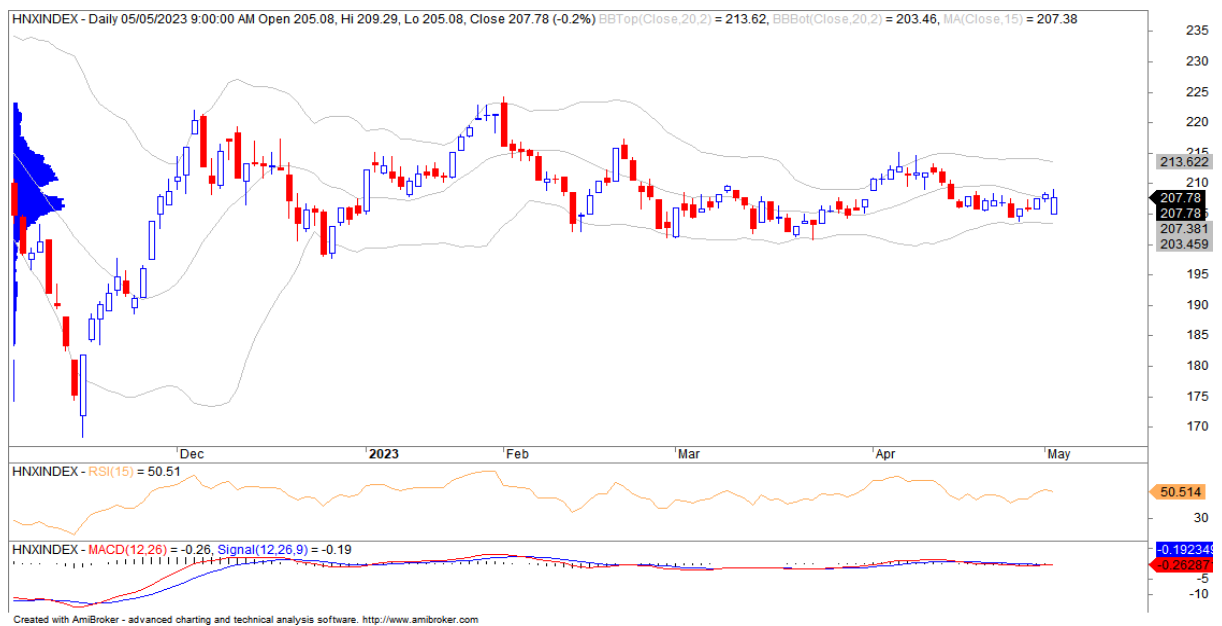
根據周線圖上，VN-Index 收盤調整，價格走勢圖繼續在當前水平附近橫盤整理。我們認為下個交易周可能會延續在窄幅橫盤整理，因此現金流仍然分化，流動性仍然較低。此外，大盤的短期走勢仍然上漲。因此，我們建議中期投資者可以繼續持有平衡的股票比例，並僅在中期趨勢更加明顯時增加股票比例。

請在 <http://www.yuantavietnam.com.vn/> 查看有關股票的信託

技術分析圖



指數技術分析圖 VN-Index



指數技術分析圖 HNX-Index

指數	短期趨勢	中期趨勢	阻力區 1	阻力區 2	支撐區 1	支撐區 2
VN-Index	下跌	上漲	1110	1130	870	800
HNX-Index	下跌	上漲	197	210	189	160
VN30	下跌	上漲	1120	1140	980	960
VNMidcaps	下跌	上漲	1,030	1200	963	900
VNSmallcaps	上漲	上漲	1000	1150	804	750

胡志明市交易所 (HSX)

	收盤	漲跌%
VNI	1040.31	-0.03%
VN30	1038.46	-0.11%
VN Mid	1332.64	-0.11%
VN Small	1193.72	-0.16%

河內交易所 (HSX)

	收盤	漲跌%
HNI	207.8	-0.17%
HN30	371.97	-0.64%
VNX AllSh	1005.1	-0.12%

UPCOM 市場 (UPCoM)

	收盤	漲跌%
UPCoM	77.56	0.38%

外資交易	成交值 (Bil.VND)
買進	563.57
賣出	739.17
買超/賣超	-175.6

外資交易	成交值 (Bil.VND)
買進	3.97
賣出	2.37
買超/賣超	1.60

外資交易	成交值 (Bil.VND)
買進	3.93
賣出	6.52
買超/賣超	-2.59

上漲排名/ 股碼	漲跌(VND)	漲跌%
RAL	6900	6.76%
BFC	1100	6.59%
LSS	700	6.54%
CVT	2000	5.45%
QCG	180	4.42%

上漲排名/ 股碼	漲跌(VND)	漲跌%
AMV	300	6.67%
API	500	3.60%
LAS	200	2.25%
DHT	800	1.75%
MBS	300	1.74%

上漲排名/ 股碼	漲跌(VND)	漲跌%
SBS	543	9.05%
MCH	1619	2.65%
MSR	314	2.20%
NAB	181	1.74%
OIL	95	1.07%

下跌排名/ 股碼	漲跌(VND)	漲跌%
HHP	-800	-6.69%
NHA	-500	-3.33%
MIG	-600	-3.24%
DBD	-1400	-3.05%
HTN	-350	-2.72%

下跌排名/ 股碼	漲跌(VND)	漲跌%
DNP	-500	-2.15%
HUT	-300	-1.80%
L14	-800	-1.65%
IDC	-500	-1.28%
DVM	-200	-1.13%

下跌排名/ 股碼	漲跌(VND)	漲跌%
HTG	-787	-2.12%
DSC	-542	-2.06%
QTP	-185	-1.19%
SSH	-639	-0.97%
VTP	-287	-0.95%

*備註: 市值>5,000 億盾; 成交值>15 億盾

市值排名/ 股碼	Bil.VND
BID	221,310
GAS	176,083
HPG	123,855
SAB	106,837
FPT	86,117

市值排名/ 股碼	Bil.VND
THD	13,650
IDC	12,903
PVS	11,997
PVI	11,712
BAB	11,335

市值排名/ 股碼	Bil.VND
ACV	167,240
VEA	48,984
BSR	48,793
MCH	43,862
SSH	24,635

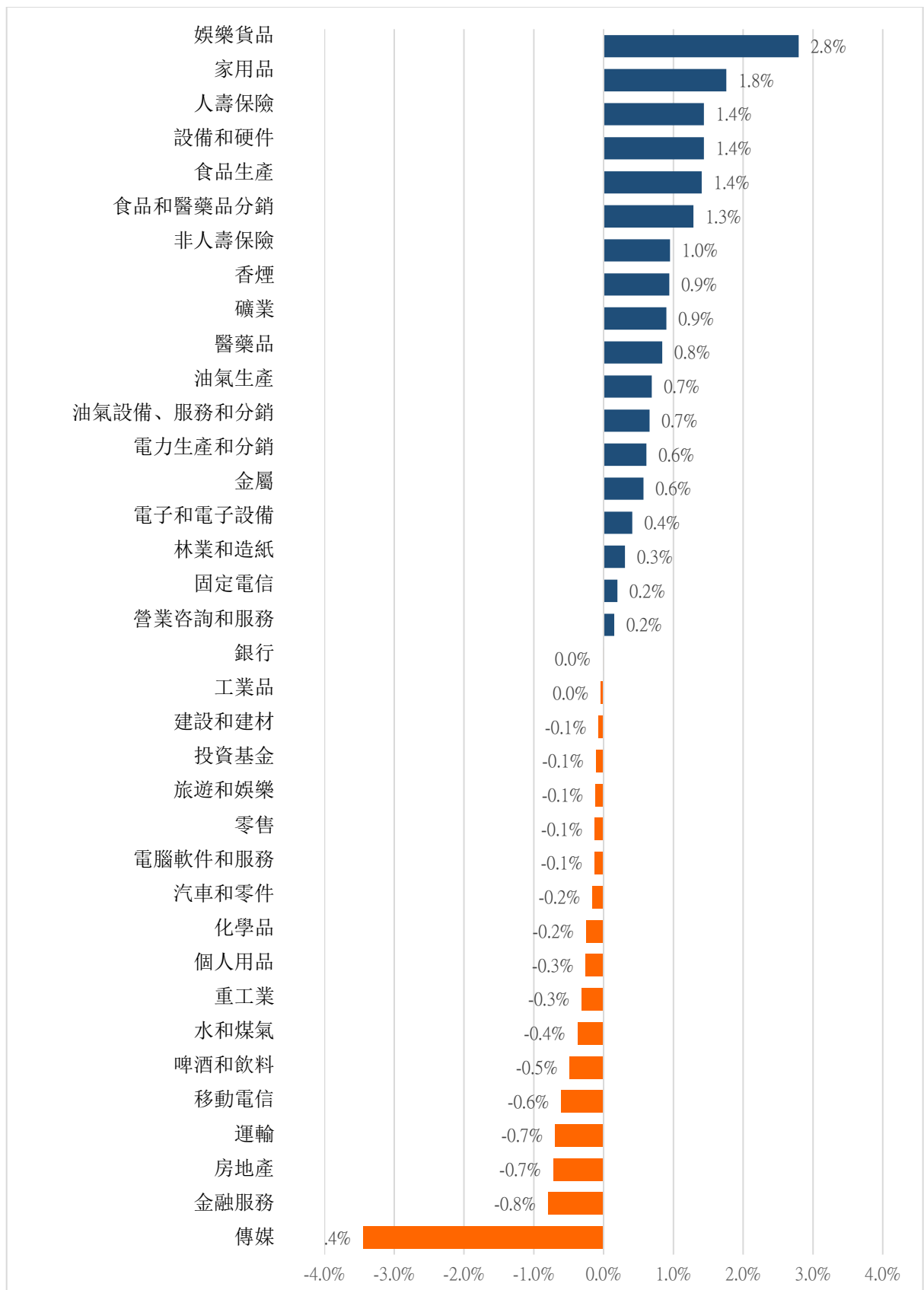
交易量排名/ 股碼	成交值	30 日均
SHB	25,559,078	27,056,598
VIX	24,286,439	13,538,321
LPB	23,775,711	8,406,163
DIG	22,038,614	25,700,115
HPG	12,833,213	16,120,320

交易量排名/ 股碼	成交值	30 日均
SHS	13,461,135	24,040,074
AMV	5,113,489	2,812,268
MBS	4,061,100	4,030,568
APS	3,098,515	3,408,421
HUT	2,856,875	1,985,510

交易量排 名/股碼	成交值	30 日均
SBS	11,058,185	3,062,611
BSR	3,728,668	6,367,813
AAS	1,060,606	174,654
EPC	900,400	11
ABB	786,474	1,064,890

資料源: Bloomberg & Yunta Research

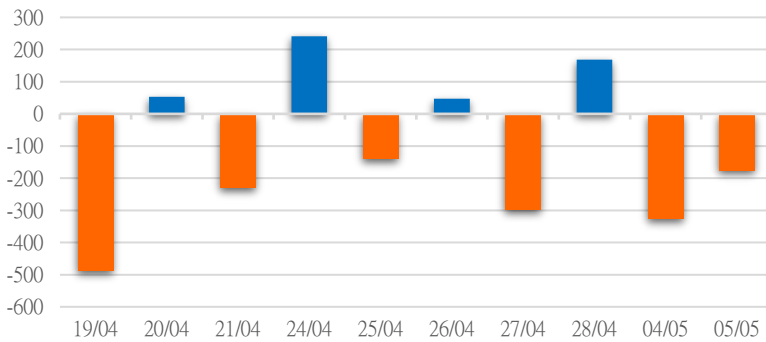
各行業板塊的交易走勢



資料源.: FinPro – YSVN

外資買進賣統計

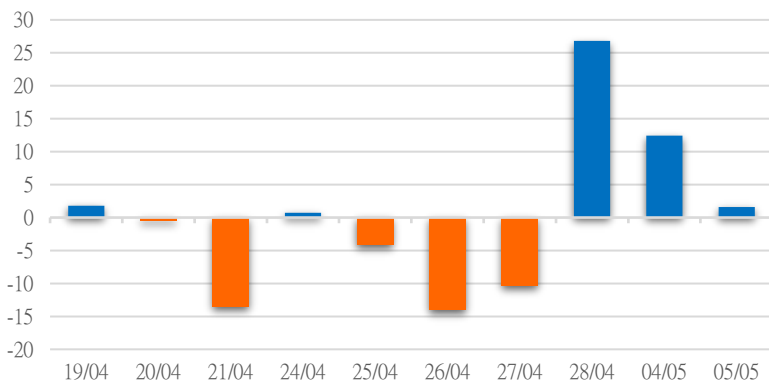
HSX 外資每日買/賣超



證券代碼	買超金額 (Mil.VND)	證券代碼	賣超金額 (Mil.VND)
HPG	55,007	SSI	26,886
DGC	23,319	VND	19,201
NLG	17,347	SHB	13,583
PLX	16,601	VCI	13,133
HDB	12,671	DIG	12,183

HSX 外資買/賣超的前 5 名

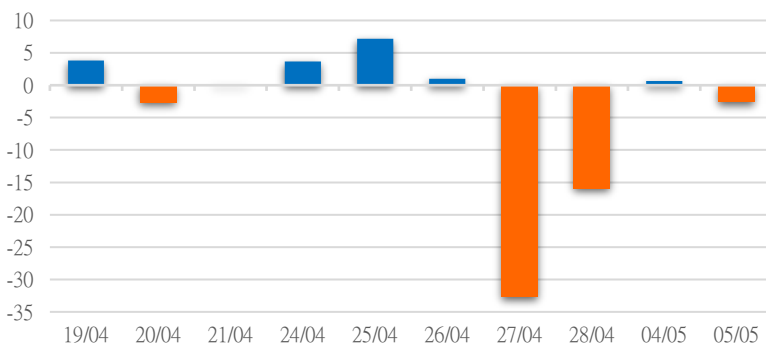
HNX 外資每日買/賣超



證券代碼	買超金額 (Mil.VND)	證券代碼	賣超金額 (Mil.VND)
HVT	613	IDC	455
IVS	70	PMS	308
LAS	36	PVS	302
WCS	32	BVS	294
PVI	25	SHS	274

HNX 外資買/賣超的前 5 名

UPCOM 外資每日買/賣超



證券代碼	買超金額 (Mil.VND)	證券代碼	賣超金額 (Mil.VND)
MCH	717	BSR	2,428
PHP	639	ACV	1,060
CSI	109	VTP	219
VGR	43	FOC	171
VEA	37	SBS	115

UPCOM 外資買/賣超的前 5 名

源: FiiPro - YSVN

自營統計

證券代碼	買超金額 (Mil.VND)	證券代碼	賣超金額 (Mil.VND)
CTG	7,141	GMD	111,009
COM	4,442	NLG	86,576
STB	2,536	MBB	70,358
VCI	2,456	TCB	60,360
VNM	2,306	TPB	20,989

HSX 自營交易最大前名

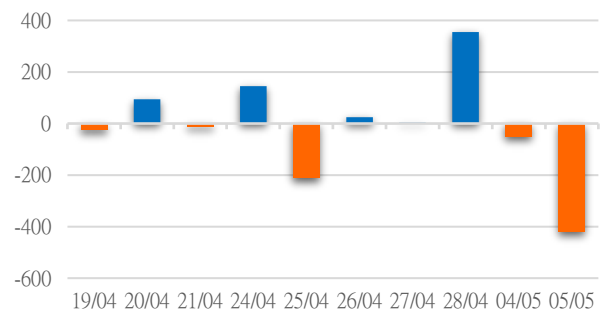
證券代碼	買超金額 (Mil.VND)	證券代碼	賣超金額 (Mil.VND)
IDC	1,085.10	SEB	8,382
IDV	169.90		

HNX 自營交易最大前名

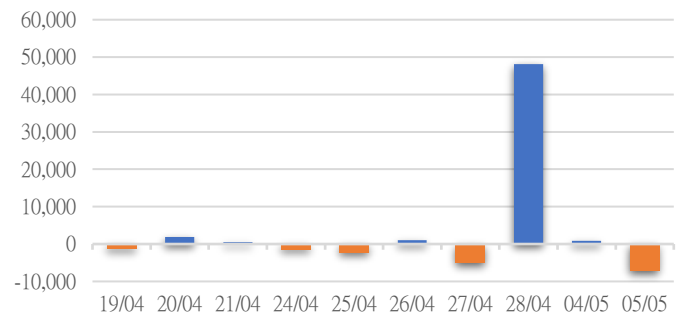
證券代碼	買超金額 (Mil.VND)	證券代碼	賣超金額 (Mil.VND)
		QNS	4,188

UPCoM 自營交易最大前名

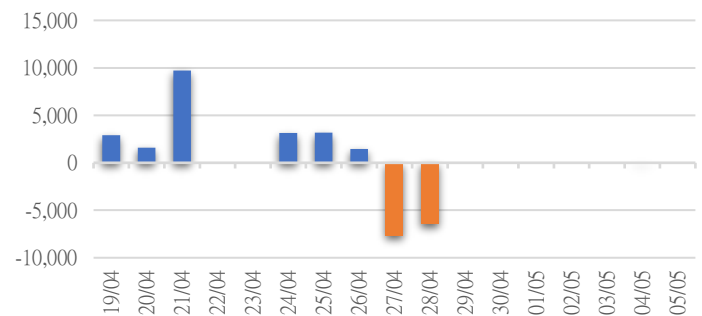
HSX 自營交易每日買/賣超 (BiL.VND)



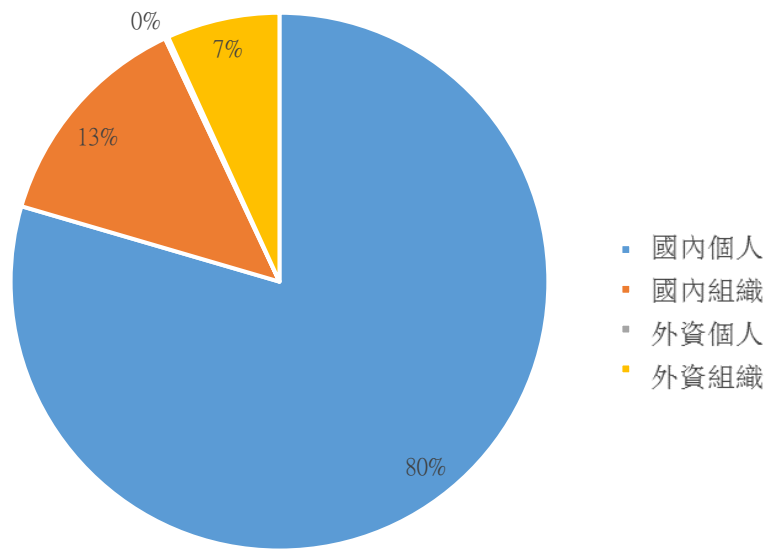
HNX 自營交易每日買/賣超 (Mil.VND)



UPCoM 自營交易每日買/賣超 (Mil.VND)

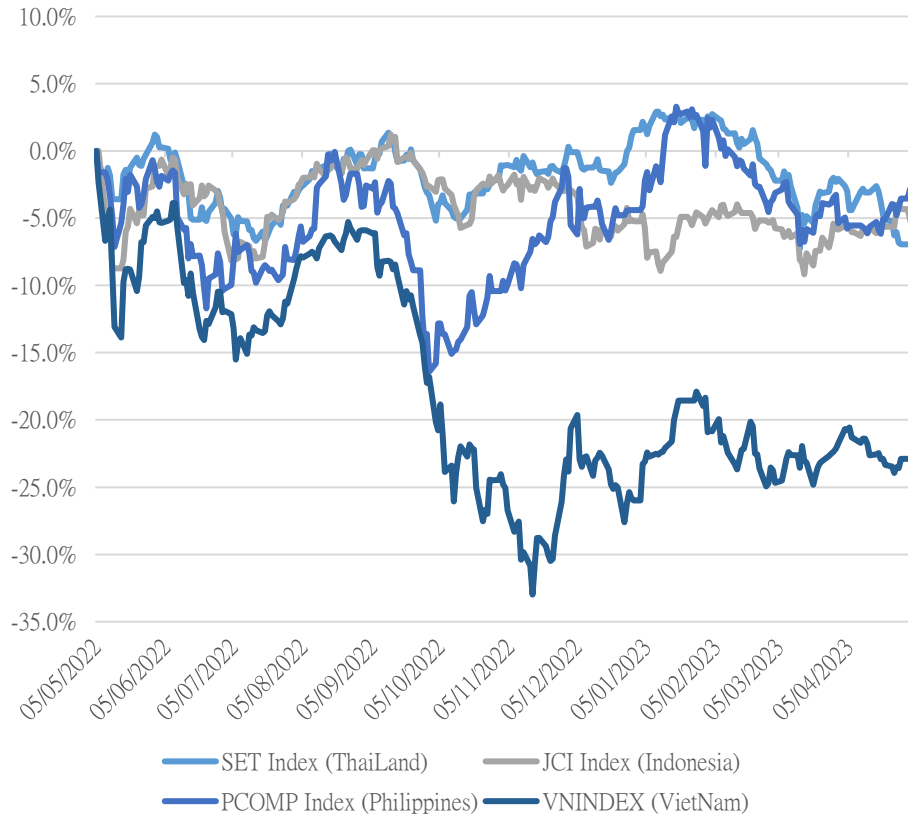


越南證券市場投資人類別統計



資料源: FiinPro – YSVN

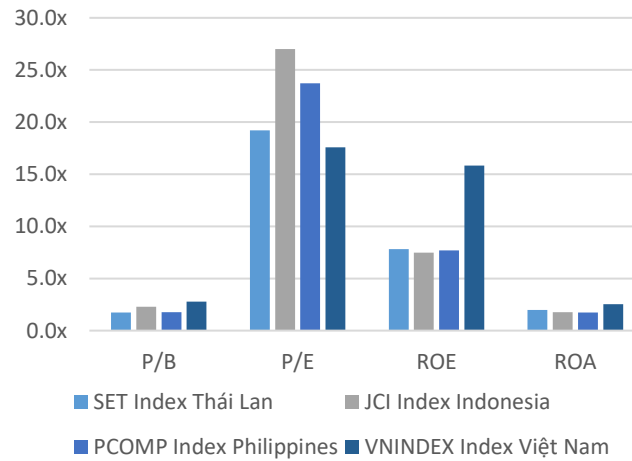
東南亞主要市場走勢比較



東南亞主要市場數據

		Thailand	Indonesia	Philippines	Vietnam
P/B		1.5x	2.0x	1.6x	1.6x
P/E		18.9x	16.0x	14.4x	13.7x
ROE	%	8.23	11.96	10.08	13.69
ROA	%	2.10	3.26	2.24	2.20
Vốn hóa	Tỷ USD	553.48	665.67	167.25	176.90
GTGD	Triệu USD	1.08	0.92	0.07	0.32
LS cổ tức	%	3.13	3.29	2.44	1.84

源: Bloomberg & YSVN



元大證券（越南）公司**個人客戶分析部**

Nguyễn Thế Minh
研究分析經理
+84 28 3622 6868 ext 3826
minh.nguyen@yuanta.com.vn

Lý Thị Hiền
研究分析主管
+84 28 3622 6868 ext 3908
hien.ly@yuanta.com.vn

Quách Đức Khánh
研究分析副主管
+84 28 3622 6868 ext 3833
khanh.quach@yuanta.com.vn

Khổng Hữu Hiệp
高級分析專員
+84 28 3622 6868 ext 3912
hiep.khong@yuanta.com.vn

Nguyễn Trịnh Ngọc Hồng
高級分析專員
+84 28 3622 6868 ext 3832
hong.nguyen@yuanta.com.vn

Phạm Tấn Phát
高級分析專員
+84 28 3622 6868 ext 3880
phat.pham@yuanta.com.vn

個人客戶業務部

Phạm Đắc Thành
北部分行經理
+84 28 3622 6868 ext 3416
thanh.pham@yuanta.com.vn

Võ Thị Thu Thủy
平陽分行經理
+84 28 3622 6868 ext 3505
thuy.vo@yuanta.com.vn

Lương Kỳ Ty
堤岸分行經理
+84 28 3622 6868 ext 3653
ty.luong@yuanta.com.vn

Bùi Quốc Phong
同奈分行經理
+84 28 3622 6868 ext 3701
phong.bui@yuanta.com.vn

Võ Đình Tuấn
峴港分行經理
+84 28 3622 6868 ext 3301
tuan.vo@yuanta.com.vn

Nguyễn Việt Quang
河內分行經理
+84 28 3622 6868 ext 3404
quang.nguyen@yuanta.com.vn

Đinh Thị Thu Cúc
頭頓分行經理
+84 28 3622 6868 ext 3203
cuc.dinh@yuanta.com.vn

Appendix A: Important Disclosures

Analyst Certification

Each research analyst primarily responsible for the content of this research report, in whole or in part, certifies that with respect to each security or issuer that the analyst covered in this report: (1) all of the views expressed accurately reflect his or her personal views about those securities or issuers; and (2) no part of his or her compensation was, is, or will be, directly or indirectly, related to the specific recommendations or views expressed by that research analyst in the research report.

Ratings Definitions

BUY: We have a positive outlook on the stock based on our expected absolute or relative return over the investment period. Our thesis is based on our analysis of the company's outlook, financial performance, catalysts, valuation and risk profile. We recommend investors add to their position.

HOLD-Outperform: In our view, the stock's fundamentals are relatively more attractive than peers at the current price. Our thesis is based on our analysis of the company's outlook, financial performance, catalysts, valuation and risk profile.

HOLD-Underperform: In our view, the stock's fundamentals are relatively less attractive than peers at the current price. Our thesis is based on our analysis of the company's outlook, financial performance, catalysts, valuation and risk profile.

SELL: We have a negative outlook on the stock based on our expected absolute or relative return over the investment period. Our thesis is based on our analysis of the company's outlook, financial performance, catalysts, valuation and risk profile. We recommend investors reduce their position.

Under Review: We actively follow the company, although our estimates, rating and target price are under review.

Restricted: The rating and target price have been suspended temporarily to comply with applicable regulations and/or Yuanta policies.

Note: Yuanta research coverage with a Target Price is based on an investment period of 12 months. Greater China Discovery Series coverage does not have a formal 12 month Target Price and the recommendation is based on an investment period specified by the analyst in the report.

Global Disclaimer

© 2018 Yuanta. All rights reserved. The information in this report has been compiled from sources we believe to be reliable, but we do not hold ourselves responsible for its completeness or accuracy. It is not an offer to sell or solicitation of an offer to buy any securities. All opinions and estimates included in this report constitute our judgment as of this date and are subject to change without notice.

This report provides general information only. Neither the information nor any opinion expressed herein constitutes an offer or invitation to make an offer to buy or sell securities or other investments. This material is prepared for general circulation to clients and is not intended to provide tailored investment advice and does not take into account the individual financial situation and objectives of any specific person who may receive this report. Investors should seek financial advice regarding the appropriateness of investing in any securities, investments or investment strategies discussed or recommended in this report. The information contained in this report has been compiled from sources believed to be reliable but no representation or warranty, express or implied, is made as to its accuracy, completeness or correctness. This report is not (and should not be construed as) a solicitation to act as securities broker or dealer in any jurisdiction by any person or company that is not legally permitted to carry on such business in that jurisdiction.

Yuanta research is distributed in the United States only to Major U.S. Institutional Investors (as defined in Rule 15a-6 under the Securities Exchange Act of 1934, as amended and SEC staff interpretations thereof). All transactions by a US person in the securities mentioned in this report must be effected through a registered broker-dealer under Section 15 of the Securities Exchange Act of 1934, as amended. Yuanta research is distributed in Taiwan by Yuanta Securities Investment Consulting. Yuanta research is distributed in Hong Kong by Yuanta Securities (Hong Kong) Co. Limited, which is licensed in Hong Kong by the Securities and Futures Commission for regulated activities, including Type 4 regulated activity (advising on securities). In Hong Kong, this research report may not be redistributed, retransmitted or disclosed, in whole or in part or any form or manner, without the express written