

當日市場：金融股領漲

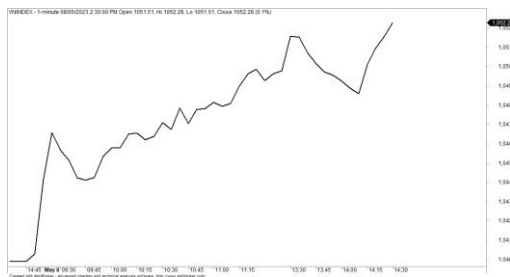
2023/05/09

市場走勢

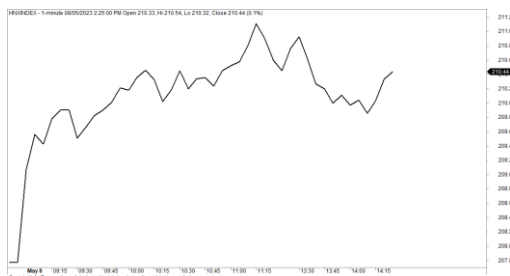
市場指數	VNI	HNI	UPCOM
收盤	1,053.44	210.92	78.38
%日	1.26%	1.50%	1.06%
%週	0.41%	1.66%	0.78%
%月	-1.52%	-0.32%	0.28%
%年	-20.75%	-38.59%	-23.07%
<b>成交值(Bil.VND)</b>			
當日	9,763	1,044	442
日均量/週	10,191	1,271	470
日均量/月	10,399	1,254	697
<b>外資進出</b>			
買進	758.36	24.11	12.93
賣出	770.94	23.21	14.78
買賣超	-12.58	0.90	-1.86
<b>市場漲跌家數</b>			
上漲	138	129	149
下跌	305	61	107
持平	56	73	84
<b>市場指標</b>			
P/E	12.32	16.44	12.20
總市值 (兆盾)	4,182	261	968
股息殖利率	5.54%	2.19%	6.39%

資料源: Bloomberg – YSVN

VNINDEX



HNIINDEX



市場走勢

與美國股市的走勢一致，越南股市也處於大幅上漲的走勢。具體而言，VN-Index 收盤上漲 1.26%，止於 1053.44 點。HNX-Index 和 Upcom-Index 分別上漲 1.5% 和 1.06%。3 大市場的交易額均達到 11 兆 840 億越南盾。

金融股領漲，VCB、BID、SSI、SHB、STB、TCB、VND 等上漲 2% 以上。隨著 VNM、MSN、VRE 和 GVR 錄得積極的漲幅，流入大型股的現金流也有所改善。另一方面，NVL (-4.4%)、HVN (-3.5%) 在當日逆市而行。

除了金融股之外，當世界油價復甦時，電源規劃 VIII 的電力板塊（POW、PGV）的股票或者石油股（PVD、PVS、PVB）也大幅上漲。外資在整個市場賣超近 150 億越南盾，其中 CTG（760 億）、HAH（250 億）、DPM（170 億）被拋售最多的股票。另一方面，SSI（930 億）、HPG（760 億）、VNM（240 億）在買超方面領先。

市場短期觀點

我們認為市場可能在下個交易日出現調整，VN-Index 可能在 1,050 點附近波動。同時，市場仍處於短期調整階段，因此市場在未來幾個交易日可能會繼續橫盤整理，並在各類股票之間分化。積極點是，現金流繼續增加至中小型股。此外，短期情緒指標繼續小幅上漲，顯示新的支付機會不斷增加，但投資者對當前市場的走勢仍持謹慎態度，現金流仍在各類股票之間分化。

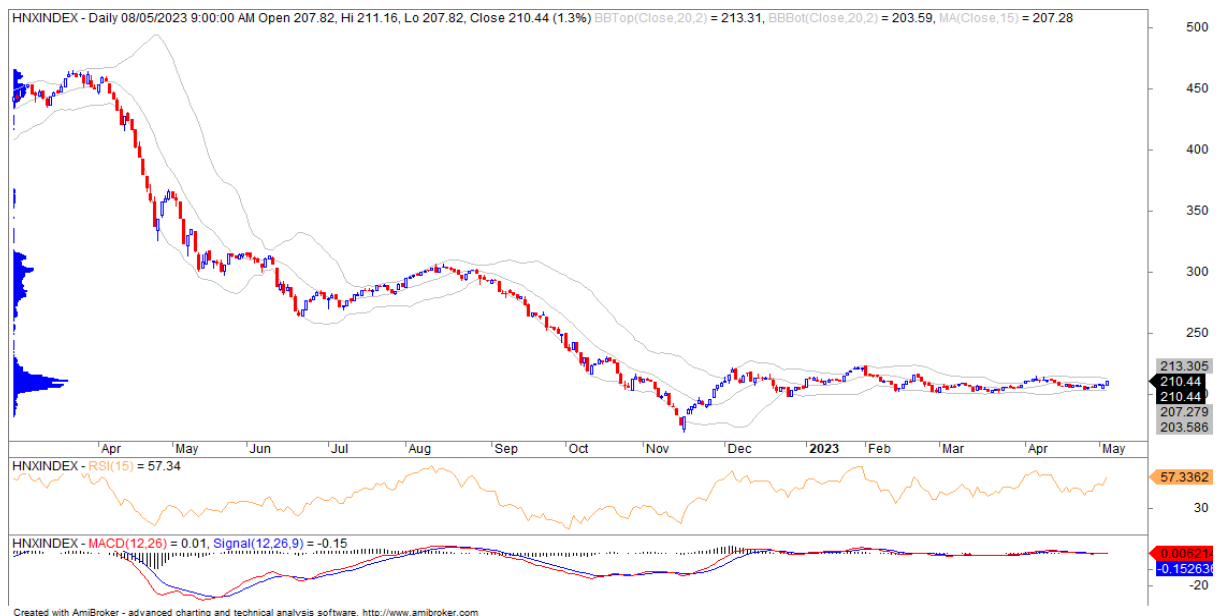
大盤的短期趨勢從下跌調整至中性，VNMidcaps 的短期趨勢也調整至上漲。因此，我們建議短期投資者可以逐漸增加股票比例至投資組合最多 50%。

請在 <https://ysradar.yuanta.com.vn/> 查看有關股票的信號。

技術分析圖



指數技術分析圖 VN-Index



指數技術分析圖 HNX-Index

指數	短期趨勢	中期趨勢	阻力區 1	阻力區 2	支撐區 1	支撐區 2
VN-Index	中性	上漲	1110	1130	870	800
HNX-Index	下跌	上漲	197	210	189	160
VN30	下跌	上漲	1120	1140	980	960
VNMidcaps	上漲	上漲	1,030	1200	963	900
VNSmallcaps	上漲	上漲	1000	1150	804	750

**胡志明市交易所 (HSX)**

	收盤	漲跌%
VNI	1053.44	1.26%
VN30	1049.72	1.08%
VN Mid	1343.47	0.81%
VN Small	1200.38	0.56%

**河內交易所 (HSX)**

	收盤	漲跌%
HNI	210.92	1.50%
HN30	380.98	2.42%
VNX AllSh	1014.81	0.97%

**UPCOM 市場 (UPCoM)**

	收盤	漲跌%
UPCoM	78.38	1.06%

外資交易	成交值 (Bil.VND)
買進	758.36
賣出	770.94
買超/賣超	-12.58

外資交易	成交值 (Bil.VND)
買進	24.11
賣出	23.21
買超/賣超	0.90

外資交易	成交值 (Bil.VND)
買進	12.93
賣出	14.78
買超/賣超	-1.86

上漲排名/ 股碼	漲跌(VND)	漲跌%
TDC	700	6.97%
PGV	1450	6.94%
NHA	1000	6.90%
VPG	850	6.88%
TTF	300	6.88%

上漲排名/ 股碼	漲跌(VND)	漲跌%
LAS	900	9.89%
DTD	2000	9.71%
BVS	1900	9.69%
TIG	700	8.24%
S99	600	6.32%

上漲排名/ 股碼	漲跌(VND)	漲跌%
SGI	2129	11.26%
TCI	711	8.67%
VNZ	60414	8.19%
DDV	503	6.06%
SIP	4581	5.48%

下跌排名/ 股碼	漲跌(VND)	漲跌%
NVL	-600	-4.43%
AAA	-400	-3.72%
HVN	-450	-3.54%
HAH	-1400	-3.42%
HHP	-350	-3.14%

下跌排名/ 股碼	漲跌(VND)	漲跌%
AMV	-100	-2.08%
BCC	-100	-0.88%
VNR	-200	-0.78%
CAP	0	0.00%
GKM	0	0.00%

下跌排名/ 股碼	漲跌(VND)	漲跌%
PGB	-1308	-4.37%
MPC	-722	-3.99%
VLB	-246	-0.86%
BSA	0	0.00%
VGT	5	0.04%

\*備註: 市值>5,000 億盾; 成交值>15 億盾

市值排名/ 股碼	Bil.VND
VCB	424,980
BID	219,793
VHM	213,364
VIC	193,367
GAS	175,892

市值排名/ 股碼	Bil.VND
THD	13,720
IDC	12,738
KSF	12,270
PVS	11,997
PVI	11,665

市值排名/ 股碼	Bil.VND
ACV	166,127
VGI	64,559
VEA	49,022
BSR	49,000
MCH	45,013

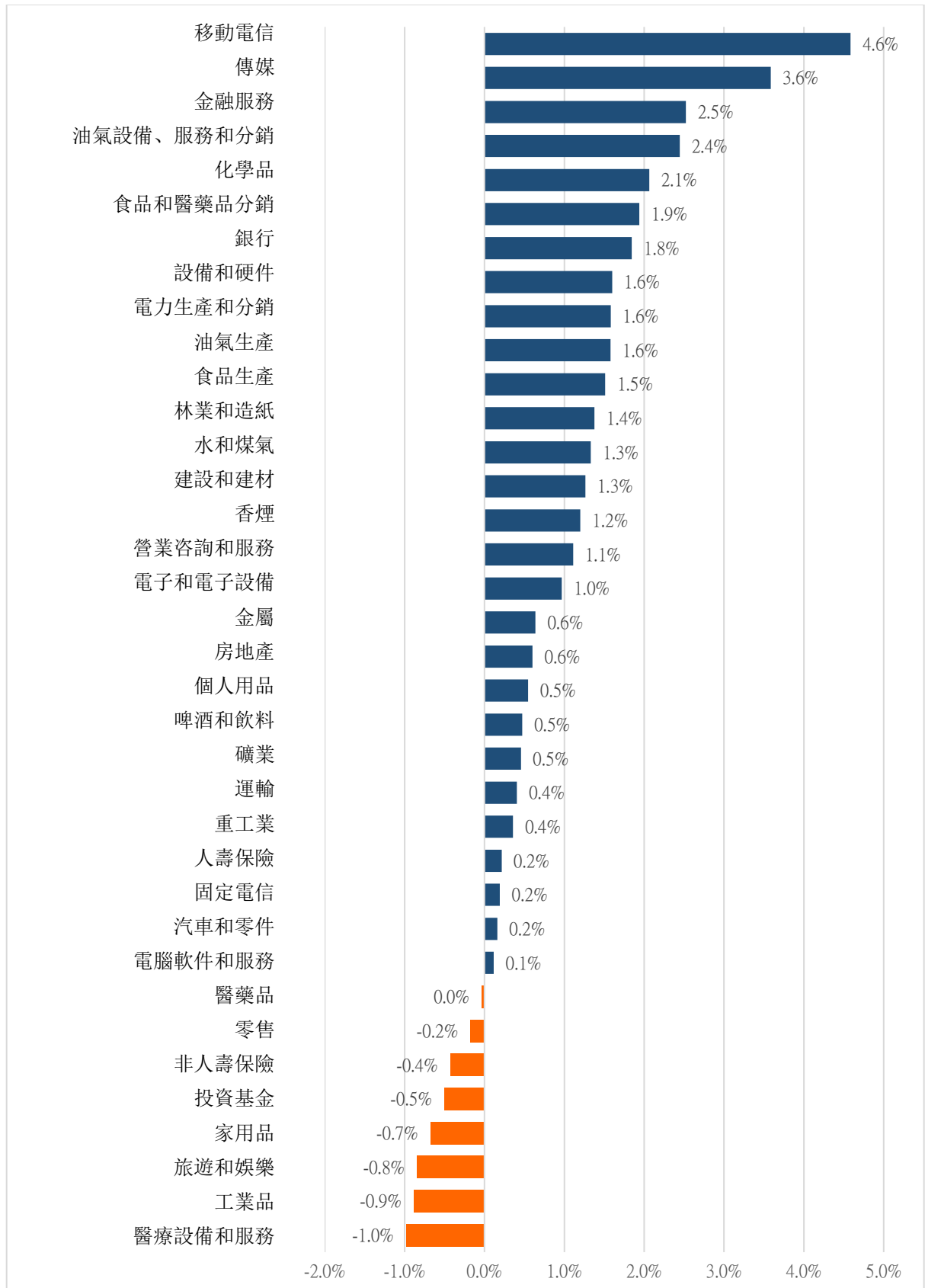
交易量排名/ 股碼	成交值	30 日均
NVL	38,217,300	27,873,584
DIG	28,911,700	25,833,534
SSI	28,566,301	18,228,836
VIX	25,488,600	14,254,414
SHB	24,936,900	25,304,436

交易量排名/ 股碼	成交值	30 日均
SHS	38,471,527	23,808,099
BII	6,561,959	1,405,008
CEO	5,939,910	8,831,026
PVS	4,354,185	3,584,963
IDJ	4,120,628	5,281,852

交易量排 名/股碼	成交值	30 日均
BSR	6,196,983	6,083,524
SBS	3,622,239	3,405,900
C4G	3,187,711	3,112,913
VHG	2,808,250	1,294,297
ABB	2,069,698	979,337

資料源: Bloomberg & Yuanta Research

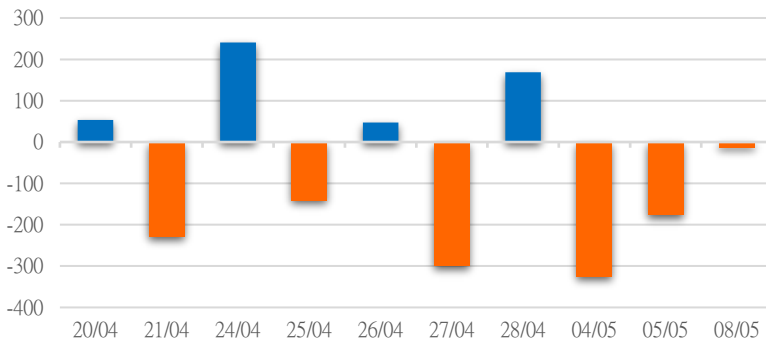
各行業板塊的交易走勢



資料源: FinPro – YSVN

外資買進賣統計

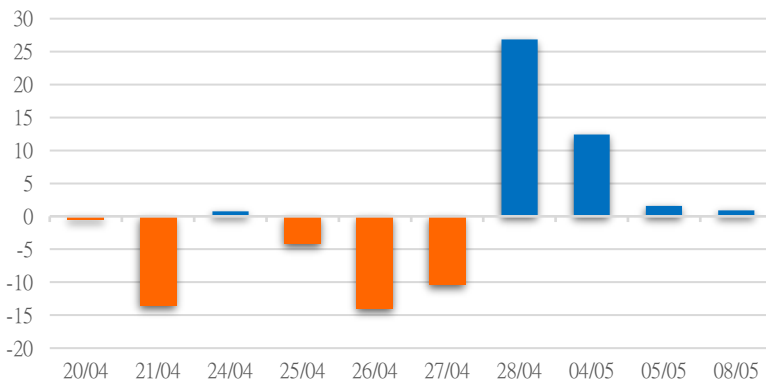
HSX 外資每日買/賣超



證券代碼	買超金額 (Mil.VND)	證券代碼	賣超金額 (Mil.VND)
SSI	93,950	CTG	76,267
HPG	75,956	HAH	25,357
VNM	23,687	DPM	16,458
HDB	17,159	KBC	13,875
VCB	16,878	DIG	13,731

HSX 外資買/賣超的前 5 名

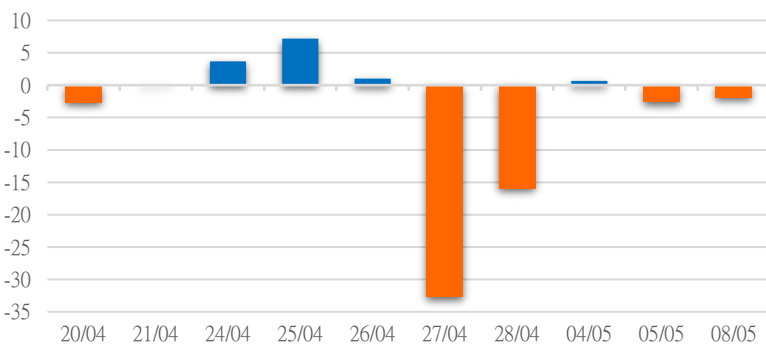
HNX 外資每日買/賣超



證券代碼	買超金額 (Mil.VND)	證券代碼	賣超金額 (Mil.VND)
CEO	18,481	IDC	5,262
SHS	756	DTD	4,301
PLC	654	APS	4,075
HVT	464	TNG	2,775
MBS	285	IDJ	1,372

HNX 外資買/賣超的前 5 名

UPCOM 外資每日買/賣超



證券代碼	買超金額 (Mil.VND)	證券代碼	賣超金額 (Mil.VND)
CST	825	VTP	1,507
TCI	587	MPC	1,426
NBE	506	VCW	635
MSR	314	SIP	468
DNW	255	SKV	324

UPCOM 外資買/賣超的前 5 名

源: FiiPro - YSVN

自營統計

證券代碼	買超金額 (Mil.VND)	證券代碼	賣超金額 (Mil.VND)
FUEVFN30	17,400	PET	22,635
E1VFN30	11,025	HPG	6,607
VIB	4,815	VHM	4,554
TDM	3,330	VNM	3,862
VND	2,778	SSI	3,734

HSX 自營交易最大前名

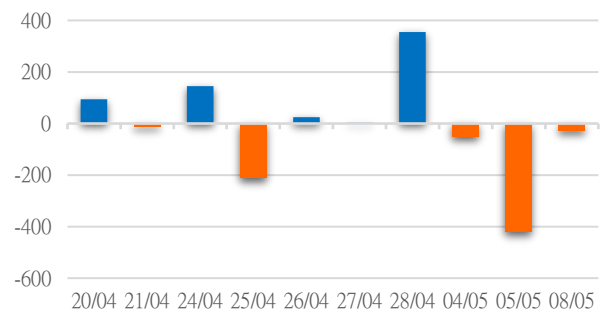
證券代碼	買超金額 (Mil.VND)	證券代碼	賣超金額 (Mil.VND)
IDC	386.50		
IDV	304.19		
HHC	38.09		

HNX 自營交易最大前名

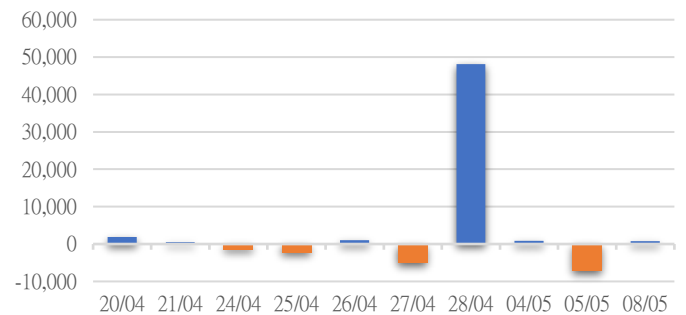
證券代碼	買超金額 (Mil.VND)	證券代碼	賣超金額 (Mil.VND)
		QNS	2,217
		TID	307

UPCoM 自營交易最大前名

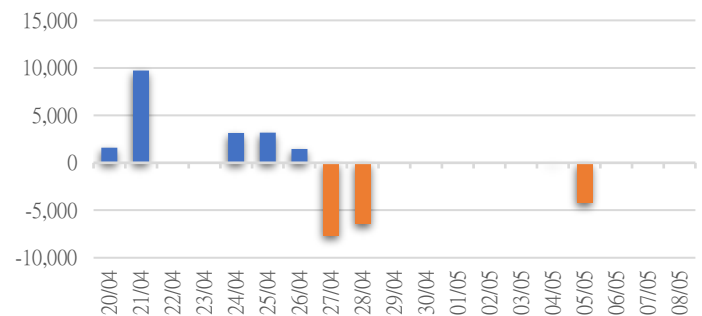
HSX 自營交易每日買/賣超 (BiL.VND)



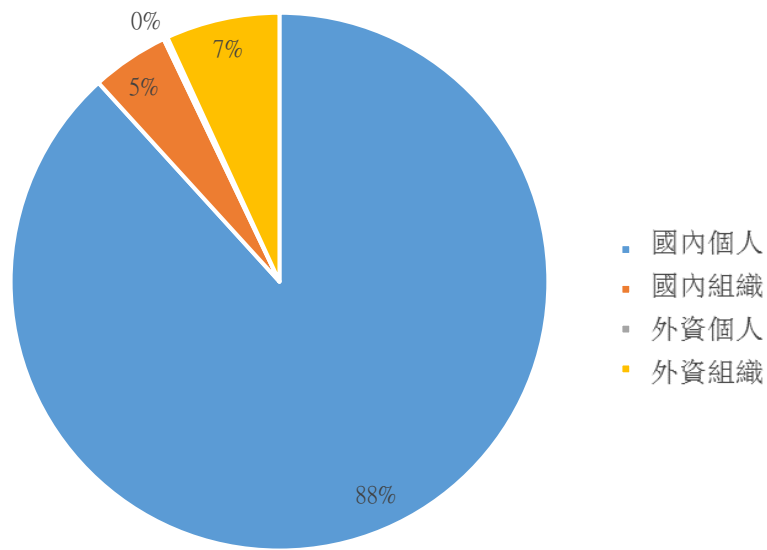
HNX 自營交易每日買/賣超 (Mil.VND)



UPCoM 自營交易每日買/賣超 (Mil.VND)

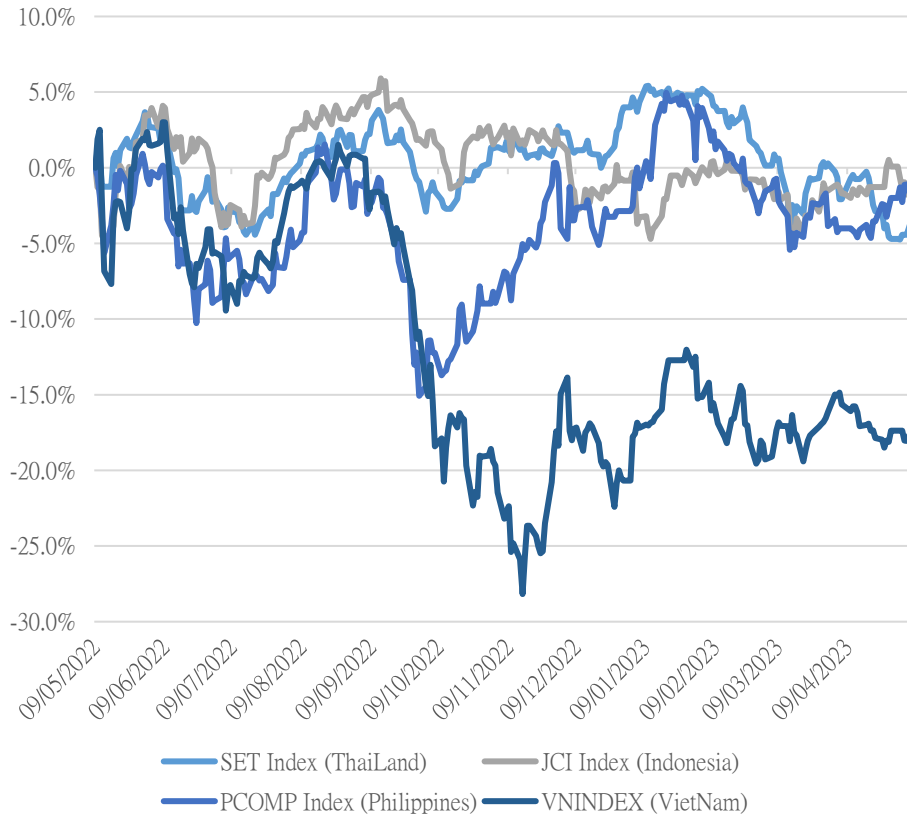


越南證券市場投資人類別統計



資料源: FiinPro – YSVN

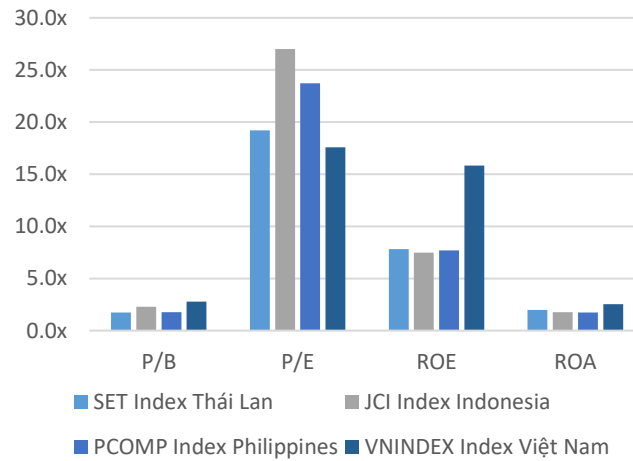
東南亞主要市場走勢比較



東南亞主要市場數據

		Thailand	Indonesia	Philippines	Vietnam
P/B		1.5x	2.0x	1.6x	1.6x
P/E		18.9x	16.0x	14.4x	13.7x
ROE	%	8.23	11.96	10.08	13.69
ROA	%	2.10	3.26	2.24	2.20
Vốn hóa	Tỷ USD	553.48	665.67	167.25	176.90
GTGD	Triệu USD	1.08	0.92	0.07	0.32
LS cổ tức	%	3.13	3.29	2.44	1.84

源: Bloomberg & YSVN





## 元大證券（越南）公司

### 個人客戶分析部

**Nguyễn Thế Minh**  
研究分析經理  
+84 28 3622 6868 ext 3826  
minh.nguyen@yuanta.com.vn

**Lý Thị Hiền**  
研究分析主管  
+84 28 3622 6868 ext 3908  
hien.ly@yuanta.com.vn

**Quách Đức Khánh**  
研究分析副主管  
+84 28 3622 6868 ext 3833  
khanh.quach@yuanta.com.vn

**Khổng Hữu Hiệp**  
高級分析專員  
+84 28 3622 6868 ext 3912  
hiiep.khong@yuanta.com.vn

**Nguyễn Trịnh Ngọc Hồng**  
高級分析專員  
+84 28 3622 6868 ext 3832  
hong.nguyen@yuanta.com.vn

**Phạm Tấn Phát**  
高級分析專員  
+84 28 3622 6868 ext 3880  
phat.pham@yuanta.com.vn

### 個人客戶業務部

**Phạm Đắc Thành**  
北部分行經理  
+84 28 3622 6868 ext 3416  
thanh.pham@yuanta.com.vn

**Võ Thị Thu Thủy**  
平陽分行經理  
+84 28 3622 6868 ext 3505  
thuy.vo@yuanta.com.vn

**Lương Kỳ Ty**  
堤岸分行經理  
+84 28 3622 6868 ext 3653  
ty.luong@yuanta.com.vn

**Bùi Quốc Phong**  
同奈分行經理  
+84 28 3622 6868 ext 3701  
phong.bui@yuanta.com.vn

**Võ Đình Tuấn**  
峴港分行經理  
+84 28 3622 6868 ext 3301  
tuan.vo@yuanta.com.vn

**Nguyễn Việt Quang**  
河內分行經理  
+84 28 3622 6868 ext 3404  
quang.nguyen@yuanta.com.vn

**Đinh Thị Thu Cúc**  
頭頓分行經理  
+84 28 3622 6868 ext 3203  
cuc.dinh@yuanta.com.vn

## Appendix A: Important Disclosures

### Analyst Certification

Each research analyst primarily responsible for the content of this research report, in whole or in part, certifies that with respect to each security or issuer that the analyst covered in this report: (1) all of the views expressed accurately reflect his or her personal views about those securities or issuers; and (2) no part of his or her compensation was, is, or will be, directly or indirectly, related to the specific recommendations or views expressed by that research analyst in the research report.

### Ratings Definitions

**BUY:** We have a positive outlook on the stock based on our expected absolute or relative return over the investment period. Our thesis is based on our analysis of the company's outlook, financial performance, catalysts, valuation and risk profile. We recommend investors add to their position.

**HOLD-Outperform:** In our view, the stock's fundamentals are relatively more attractive than peers at the current price. Our thesis is based on our analysis of the company's outlook, financial performance, catalysts, valuation and risk profile.

**HOLD-Underperform:** In our view, the stock's fundamentals are relatively less attractive than peers at the current price. Our thesis is based on our analysis of the company's outlook, financial performance, catalysts, valuation and risk profile.

**SELL:** We have a negative outlook on the stock based on our expected absolute or relative return over the investment period. Our thesis is based on our analysis of the company's outlook, financial performance, catalysts, valuation and risk profile. We recommend investors reduce their position.

**Under Review:** We actively follow the company, although our estimates, rating and target price are under review.

**Restricted:** The rating and target price have been suspended temporarily to comply with applicable regulations and/or Yuanta policies.

Note: Yuanta research coverage with a Target Price is based on an investment period of 12 months. Greater China Discovery Series coverage does not have a formal 12 month Target Price and the recommendation is based on an investment period specified by the analyst in the report.

### Global Disclaimer

© 2018 Yuanta. All rights reserved. The information in this report has been compiled from sources we believe to be reliable, but we do not hold ourselves responsible for its completeness or accuracy. It is not an offer to sell or solicitation of an offer to buy any securities. All opinions and estimates included in this report constitute our judgment as of this date and are subject to change without notice.

This report provides general information only. Neither the information nor any opinion expressed herein constitutes an offer or invitation to make an offer to buy or sell securities or other investments. This material is prepared for general circulation to clients and is not intended to provide tailored investment advice and does not take into account the individual financial situation and objectives of any specific person who may receive this report. Investors should seek financial advice regarding the appropriateness of investing in any securities, investments or investment strategies discussed or recommended in this report. The information contained in this report has been compiled from sources believed to be reliable but no representation or warranty, express or implied, is made as to its accuracy, completeness or correctness. This report is not (and should not be construed as) a solicitation to act as securities broker or dealer in any jurisdiction by any person or company that is not legally permitted to carry on such business in that jurisdiction.

Yuanta research is distributed in the United States only to Major U.S. Institutional Investors (as defined in Rule 15a-6 under the Securities Exchange Act of 1934, as amended and SEC staff interpretations thereof). All transactions by a US person in the securities mentioned in this report must be effected through a registered broker-dealer under Section 15 of the Securities Exchange Act of 1934, as amended. Yuanta research is distributed in Taiwan by Yuanta Securities Investment Consulting. Yuanta research is distributed in Hong Kong by Yuanta Securities (Hong Kong) Co. Limited, which is licensed in Hong Kong by the Securities and Futures Commission for regulated activities, including Type 4 regulated activity (advising on securities). In Hong Kong, this research report may not be redistributed, retransmitted or disclosed, in whole or in part or any form or manner, without the express written