

當日市場：現金流仍流入中小型股

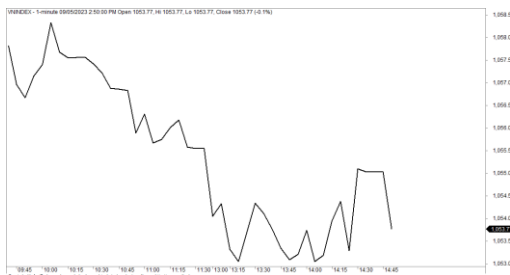
2023/05/10

市場走勢

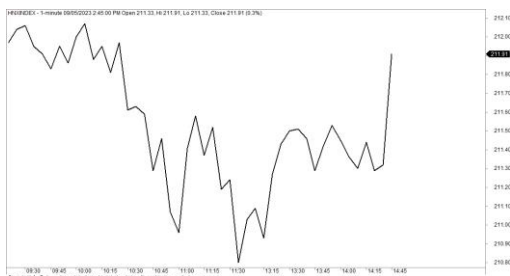
市場指數	VNI	HNI	UPCOM
收盤	1,053.77	211.95	78.34
%日	0.03%	0.49%	-0.05%
%週	0.44%	2.15%	0.73%
%月	-1.49%	0.17%	0.23%
%年	-17.00%	-34.46%	-18.82%
成交值(Bil.VND)			
當日	9,763	1,044	442
日均量/週	9,977	1,265	505
日均量/月	10,343	1,254	692
外資進出			
買進	652.34	7.67	6.74
賣出	882.15	32.21	8.75
買賣超	-229.81	-24.54	-2.01
市場漲跌家數			
上漲	138	90	149
下跌	305	73	107
持平	56	73	84
市場指標			
P/E	12.49	16.57	12.47
總市值 (兆盾)	4,233	264	980
股息殖利率	5.64%	2.15%	6.56%

資料源: Bloomberg – YSVN

VNINDEX



HNIINDEX



市場走勢

市場在當日仍維持上漲慣性，但隨著大型股走弱，漲幅收窄。VN-Index 收盤上漲 0.03%，止於 1053.77 點。HNX-Index 上漲 0.49%，而 Upcom-Index 下跌 0.05%。3 大市場的交易額均達到 9 兆 6,660 億越南盾。

VN30-Index 再次走弱，如 VCB、VIC、TCB、GVR、SSI、SAB、MSN 以跌幅收盤。另一方面，GAS（1.1%）、TPB（1.3%）是錄得漲幅最大的兩檔藍籌股。該指數的寬度與 13 檔上漲股和 15 檔下跌股持平。

VIX、FIT、MCG、ST8、TGG、TSC 等中小型股繼續保持最大的漲幅。在行業板塊方面，KBC（5.4%）、CLX（6.8%）、油氣（PVD、PVB）等工業區房地產股錄得漲幅強於大盤。

外資在整個市場賣超近 2,570 億越南盾，其中 CTG（560 億）、KBC（270 億）和 NLG（230 億）被拋售最多的股票。另一方面，VNM（330 億）、HPG（250 億）、POW（150 億）在買超方面領先。

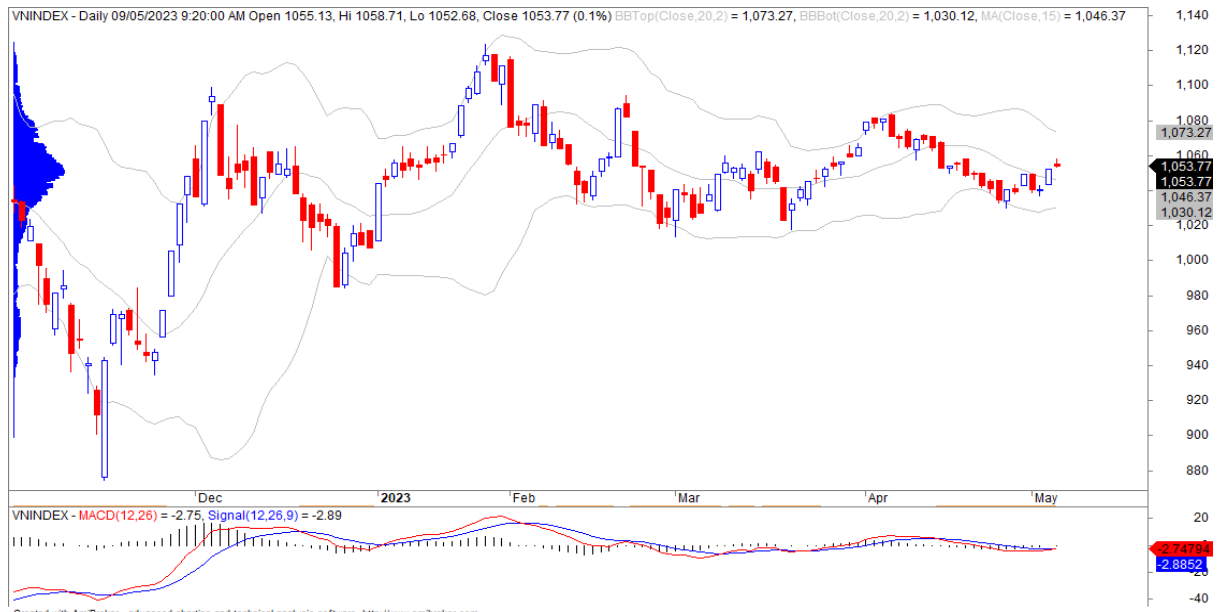
市場短期觀點

我們認為市場在未來幾個交易日可能會繼續在窄幅震盪並橫盤整理。同時，市場仍處於短期調整階段，因此現金流仍能處於低位，並在各類股票之間分化，尤其是現金流將主要集中於中小型股。同時，大型股仍難以吸引現金流，並在該股也處於分化階段。此外，短期情緒指標繼續小幅上漲，顯示投資者對當前市場走勢也較為樂觀。

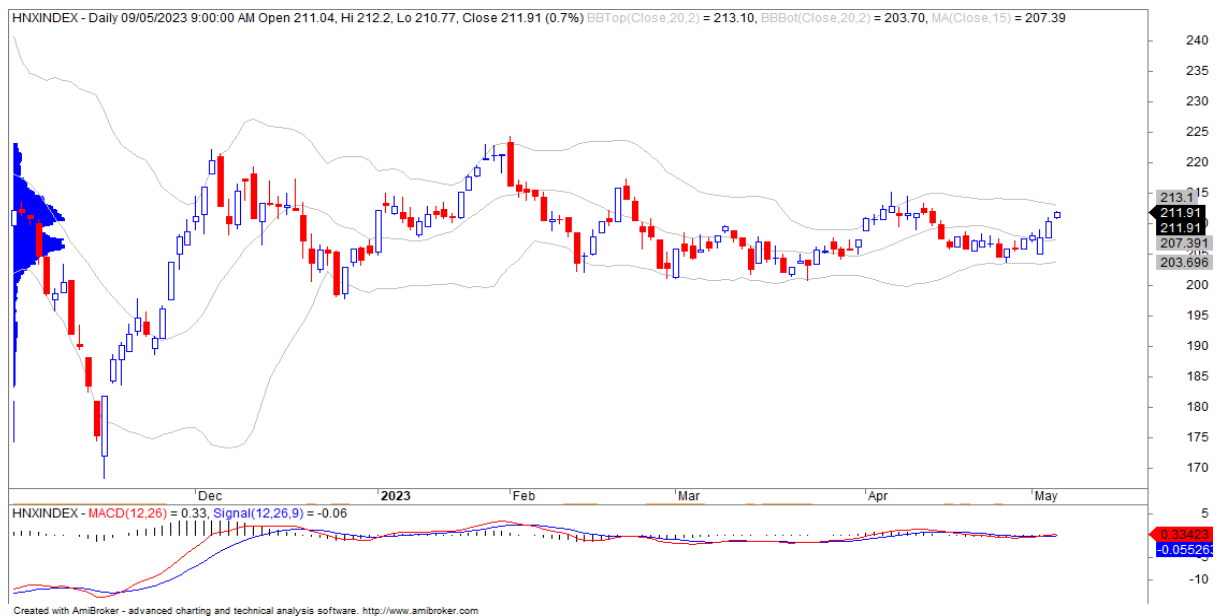
大盤的短期走勢維持中性。因此，我們建議短期投資者可以繼續利用調整以增加投資組合至 50% 的股票比例。

請在 <https://ysradar.yuanta.com.vn/> 查看有關股票的信號。

技術分析圖



指數技術分析圖 VN-Index



指數技術分析圖 HNX-Index

指數	短期趨勢	中期趨勢	阻力區 1	阻力區 2	支撐區 1	支撐區 2
VN-Index	中性	上漲	1110	1130	870	800
HNX-Index	下跌	上漲	197	210	189	160
VN30	下跌	上漲	1120	1140	980	960
VNMidcaps	上漲	上漲	1,030	1200	963	900
VNSmallcaps	上漲	上漲	1000	1150	804	750

胡志明市交易所 (HSX)

	收盤	漲跌%
VNI	1053.77	0.03%
VN30	1049.67	0.00%
VN Mid	1347.15	0.27%
VN Small	1204.59	0.35%

河內交易所 (HSX)

	收盤	漲跌%
HNI	211.95	0.49%
HN30	382.69	0.45%
VNX AllSh	1015.83	0.10%

UPCOM 市場 (UPCoM)

	收盤	漲跌%
UPCoM	78.34	-0.05%

外資交易	成交值 (Bil.VND)
買進	652.34
賣出	882.15
買超/賣超	-229.81

外資交易	成交值 (Bil.VND)
買進	7.67
賣出	32.21
買超/賣超	-24.54

外資交易	成交值 (Bil.VND)
買進	6.74
賣出	8.75
買超/賣超	-2.01

上漲排名/ 股碼	漲跌(VND)	漲跌%
HHP	750	6.94%
VIX	610	6.93%
EVG	250	6.93%
TSC	250	6.87%
FIT	340	6.81%

上漲排名/ 股碼	漲跌(VND)	漲跌%
DTD	2200	9.73%
IDV	2200	7.10%
VGS	500	3.94%
PVC	500	3.14%
LAS	300	3.00%

上漲排名/ 股碼	漲跌(VND)	漲跌%
SIP	4873	5.52%
CLX	665	5.00%
G36	296	4.23%
DRI	315	4.09%
MCH	1514	2.33%

下跌排名/ 股碼	漲跌(VND)	漲跌%
LSS	-400	-3.29%
SKG	-600	-3.03%
NLG	-800	-2.37%
KHG	-130	-2.35%
TVB	-100	-2.23%

下跌排名/ 股碼	漲跌(VND)	漲跌%
VHL	-800	-3.86%
API	-300	-1.99%
VC3	-500	-1.75%
IDJ	-200	-1.39%
TAR	-200	-1.35%

下跌排名/ 股碼	漲跌(VND)	漲跌%
PBC	-312	-2.33%
AAS	-258	-2.26%
MSR	-255	-1.73%
DSC	-286	-1.10%
VOC	-155	-0.62%

*備註: 市值>5,000 億盾; 成交值>15 億盾

市值排名/ 股碼	Bil.VND
VCB	440,124
BID	226,116
VHM	215,106
VIC	194,129
GAS	178,189

市值排名/ 股碼	Bil.VND
THD	13,790
IDC	12,771
KSF	12,330
PVS	12,284
PVI	11,665

市值排名/ 股碼	Bil.VND
ACV	167,680
VGI	67,539
BSR	50,489
VEA	49,094
MCH	46,612

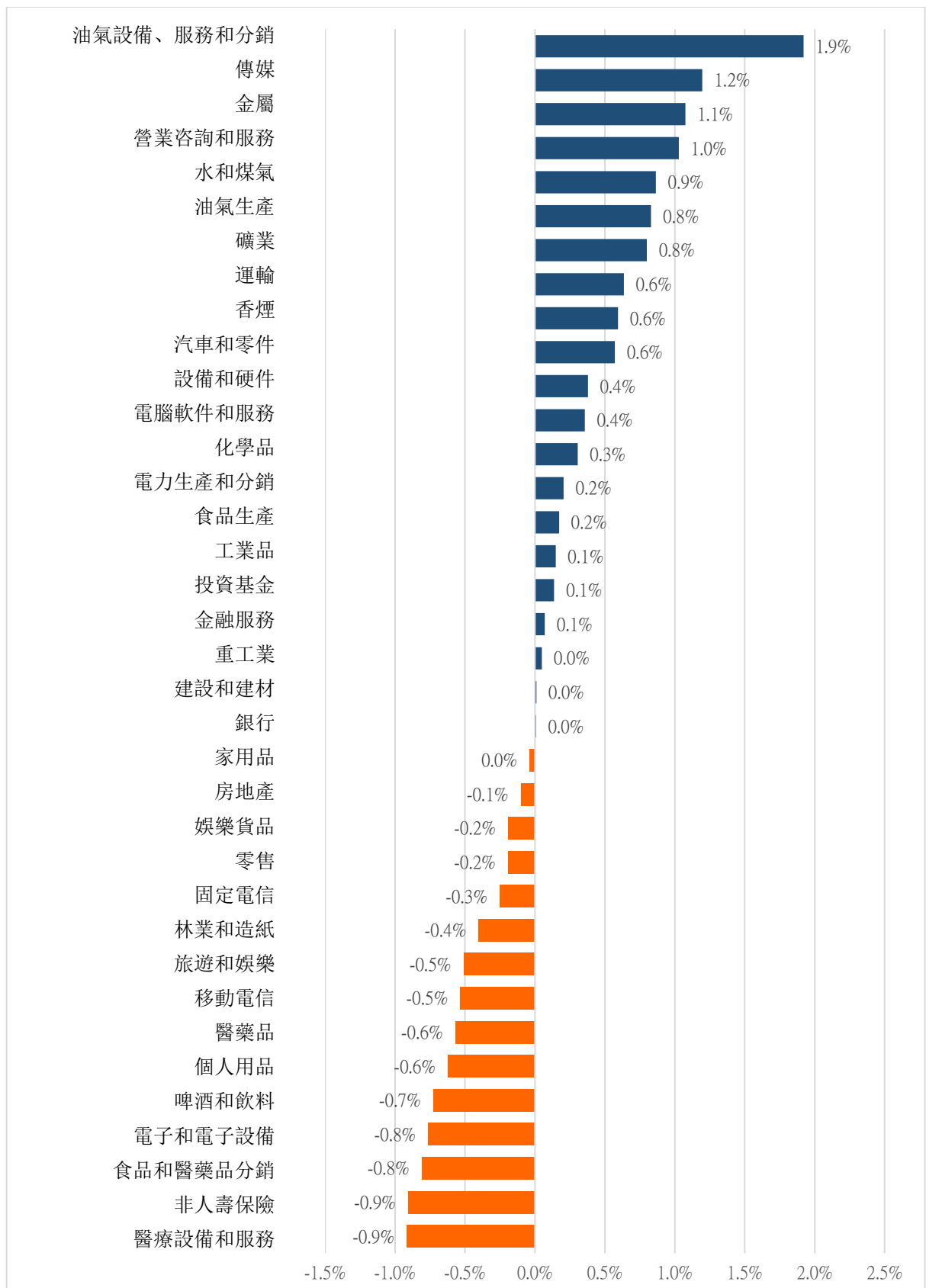
交易量排名/ 股碼	成交值	30 日均
VIX	27,545,900	14,609,389
HPG	22,413,800	14,199,112
HSG	18,277,300	9,408,614
KBC	17,852,200	6,582,674
DIG	16,318,600	25,552,149

交易量排名/ 股碼	成交值	30 日均
SHS	12,368,777	24,104,725
CEO	6,222,404	7,944,379
PVS	5,884,591	3,518,379
DDG	4,873,504	762,550
IDC	3,729,401	1,642,714

交易量排 名/股碼	成交值	30 日均
C4G	9,218,765	3,058,787
BSR	5,959,853	5,974,168
SBS	5,102,422	3,167,682
ABB	1,928,590	951,866
HHG	1,830,100	0

資料源: Bloomberg & Yuanta Research

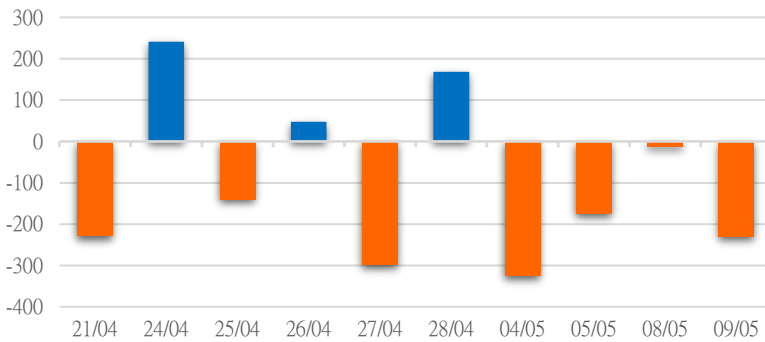
各行業板塊的交易走勢



資料源: FinPro - YSVN

外資買進賣統計

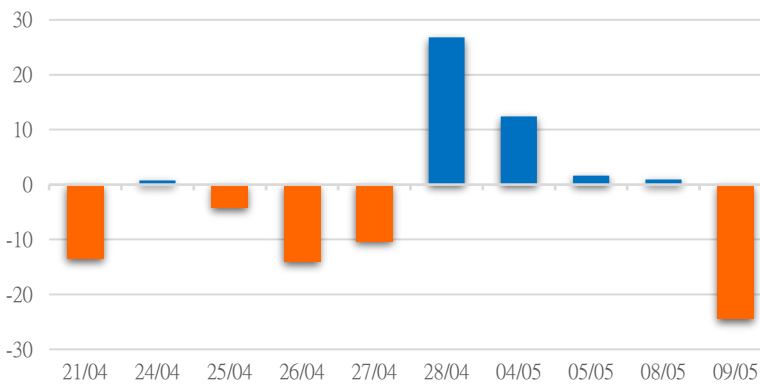
HSX 外資每日買/賣超



證券代碼	買超金額 (Mil.VND)	證券代碼	賣超金額 (Mil.VND)
VNM	33,215	CTG	55,528
HPG	24,756	KBC	26,484
POW	14,942	NLG	23,378
PLX	14,935	SSI	14,184
STB	13,018	VND	13,231

HSX 外資買/賣超的前 5 名

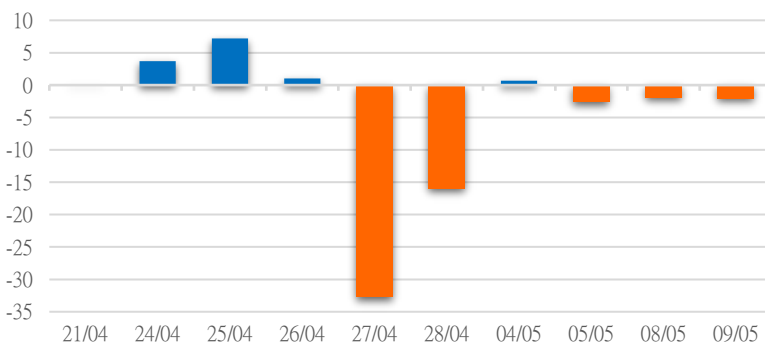
HNX 外資每日買/賣超



證券代碼	買超金額 (Mil.VND)	證券代碼	賣超金額 (Mil.VND)
CEO	1,377	PVS	10,993
PLC	993	VCS	6,863
MBG	432	DTD	4,837
DDG	239	IDC	2,301
IDV	233	SHS	1,109

HNX 外資買/賣超的前 5 名

UPCOM 外資每日買/賣超



證券代碼	買超金額 (Mil.VND)	證券代碼	賣超金額 (Mil.VND)
LTG	3,628	VTP	2,925
CST	797	NTC	1,413
DNW	278	ACV	830
BMS	140	SIP	820
PGB	134	SKV	516

UPCOM 外資買/賣超的前 5 名

源: FiiPro - YSVN

自營統計

證券代碼	買超金額 (Mil.VND)	證券代碼	賣超金額 (Mil.VND)
E1VFN30	24,056	HPG	21,056
NLG	7,478	SJS	16,600
FPT	4,560	FUEVFNVD	11,442
TNH	2,353	OPC	10,605
VCG	1,980	ACB	4,863

HSX 自營交易最大前名

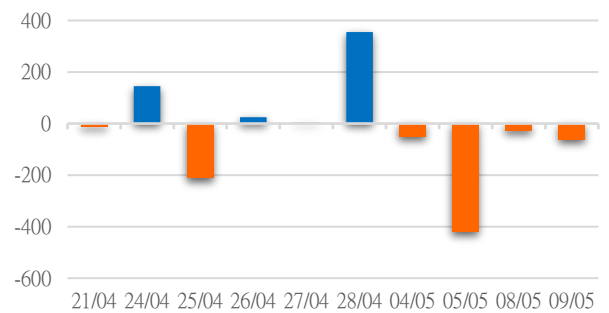
證券代碼	買超金額 (Mil.VND)	證券代碼	賣超金額 (Mil.VND)
VHL	26,400.00	CEO	72,541
DTD	12,288.86	SHS	10.7
TNG	1,935.50	SGC	0.9
VCS	375.00	BED	0.0
HHC	32.98		

HNX 自營交易最大前名

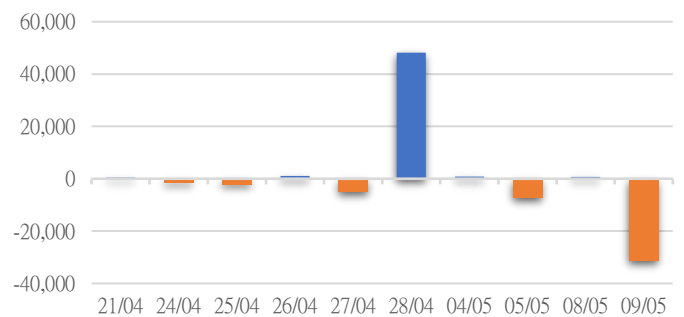
證券代碼	買超金額 (Mil.VND)	證券代碼	賣超金額 (Mil.VND)
TBD	126,020.55	BSR	830
C4G	4,910	TLT	1
MCH	1,021		

UPCoM 自營交易最大前名

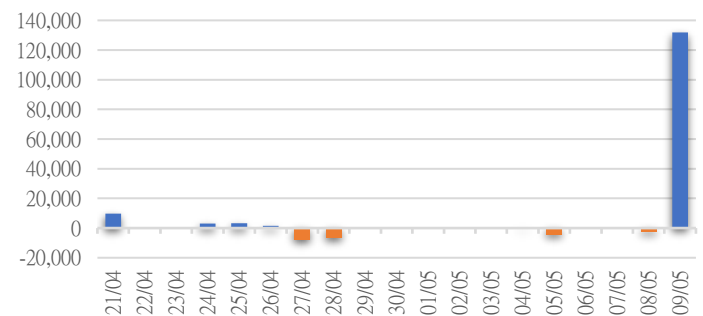
HSX 自營交易每日買/賣超 (BiL.VND)



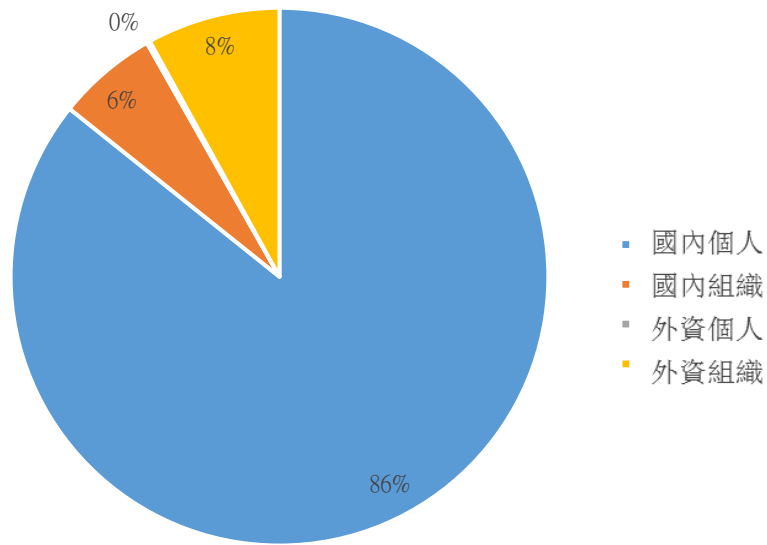
HNX 自營交易每日買/賣超 (Mil.VND)



UPCoM 自營交易每日買/賣超 (Mil.VND)

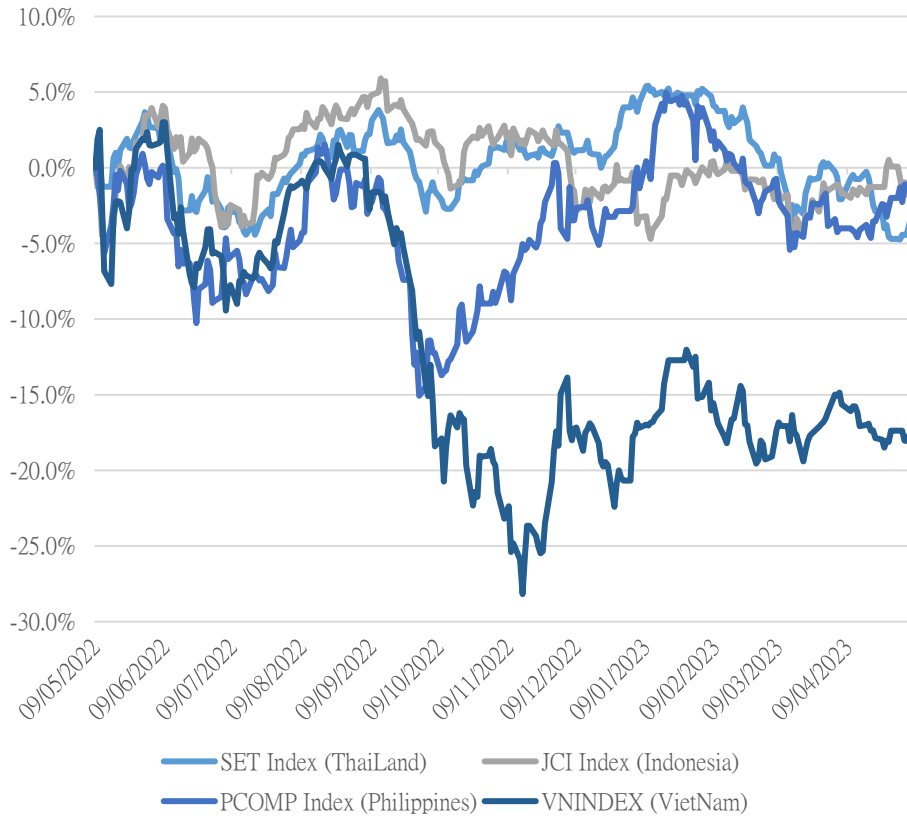


越南證券市場投資人類別統計



資料源: FiinPro – YSVN

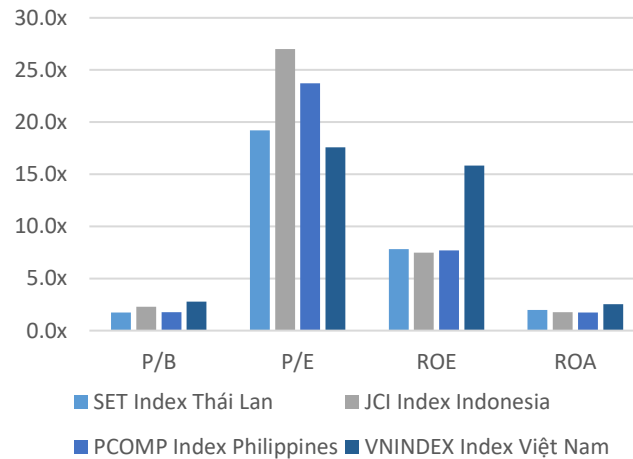
東南亞主要市場走勢比較



東南亞主要市場數據

		Thailand	Indonesia	Philippines	Vietnam
P/B		1.5x	1.9x	1.6x	1.6x
P/E		19.1x	0.1x	14.5x	14.3x
ROE	%	8.23	12.02	10.08	12.85
ROA	%	2.10	3.40	2.24	2.04
Vốn hóa	Tỷ USD	566.78	654.56	168.47	179.15
GTGD	Triệu USD	1.53	0.66	0.07	0.39
LS cổ tức	%	3.14	3.95	2.42	1.79

源: Bloomberg & YSVN



元大證券（越南）公司**個人客戶分析部**

Nguyễn Thế Minh
研究分析經理
+84 28 3622 6868 ext 3826
minh.nguyen@yuanta.com.vn

Lý Thị Hiền
研究分析主管
+84 28 3622 6868 ext 3908
hien.ly@yuanta.com.vn

Quách Đức Khánh
研究分析副主管
+84 28 3622 6868 ext 3833
khanh.quach@yuanta.com.vn

Khổng Hữu Hiệp
高級分析專員
+84 28 3622 6868 ext 3912
hiep.khong@yuanta.com.vn

Nguyễn Trịnh Ngọc Hồng
高級分析專員
+84 28 3622 6868 ext 3832
hong.nguyen@yuanta.com.vn

Phạm Tấn Phát
高級分析專員
+84 28 3622 6868 ext 3880
phat.pham@yuanta.com.vn

個人客戶業務部

Phạm Đắc Thành
北部分行經理
+84 28 3622 6868 ext 3416
thanh.pham@yuanta.com.vn

Võ Thị Thu Thủy
平陽分行經理
+84 28 3622 6868 ext 3505
thuy.vo@yuanta.com.vn

Lương Kỳ Ty
堤岸分行經理
+84 28 3622 6868 ext 3653
ty.luong@yuanta.com.vn

Bùi Quốc Phong
同奈分行經理
+84 28 3622 6868 ext 3701
phong.bui@yuanta.com.vn

Võ Đình Tuấn
峴港分行經理
+84 28 3622 6868 ext 3301
tuan.vo@yuanta.com.vn

Nguyễn Việt Quang
河內分行經理
+84 28 3622 6868 ext 3404
quang.nguyen@yuanta.com.vn

Đinh Thị Thu Cúc
頭頓分行經理
+84 28 3622 6868 ext 3203
cuc.dinh@yuanta.com.vn

Appendix A: Important Disclosures

Analyst Certification

Each research analyst primarily responsible for the content of this research report, in whole or in part, certifies that with respect to each security or issuer that the analyst covered in this report: (1) all of the views expressed accurately reflect his or her personal views about those securities or issuers; and (2) no part of his or her compensation was, is, or will be, directly or indirectly, related to the specific recommendations or views expressed by that research analyst in the research report.

Ratings Definitions

BUY: We have a positive outlook on the stock based on our expected absolute or relative return over the investment period. Our thesis is based on our analysis of the company's outlook, financial performance, catalysts, valuation and risk profile. We recommend investors add to their position.

HOLD-Outperform: In our view, the stock's fundamentals are relatively more attractive than peers at the current price. Our thesis is based on our analysis of the company's outlook, financial performance, catalysts, valuation and risk profile.

HOLD-Underperform: In our view, the stock's fundamentals are relatively less attractive than peers at the current price. Our thesis is based on our analysis of the company's outlook, financial performance, catalysts, valuation and risk profile.

SELL: We have a negative outlook on the stock based on our expected absolute or relative return over the investment period. Our thesis is based on our analysis of the company's outlook, financial performance, catalysts, valuation and risk profile. We recommend investors reduce their position.

Under Review: We actively follow the company, although our estimates, rating and target price are under review.

Restricted: The rating and target price have been suspended temporarily to comply with applicable regulations and/or Yuanta policies.

Note: Yuanta research coverage with a Target Price is based on an investment period of 12 months. Greater China Discovery Series coverage does not have a formal 12 month Target Price and the recommendation is based on an investment period specified by the analyst in the report.

Global Disclaimer

© 2018 Yuanta. All rights reserved. The information in this report has been compiled from sources we believe to be reliable, but we do not hold ourselves responsible for its completeness or accuracy. It is not an offer to sell or solicitation of an offer to buy any securities. All opinions and estimates included in this report constitute our judgment as of this date and are subject to change without notice.

This report provides general information only. Neither the information nor any opinion expressed herein constitutes an offer or invitation to make an offer to buy or sell securities or other investments. This material is prepared for general circulation to clients and is not intended to provide tailored investment advice and does not take into account the individual financial situation and objectives of any specific person who may receive this report. Investors should seek financial advice regarding the appropriateness of investing in any securities, investments or investment strategies discussed or recommended in this report. The information contained in this report has been compiled from sources believed to be reliable but no representation or warranty, express or implied, is made as to its accuracy, completeness or correctness. This report is not (and should not be construed as) a solicitation to act as securities broker or dealer in any jurisdiction by any person or company that is not legally permitted to carry on such business in that jurisdiction.

Yuanta research is distributed in the United States only to Major U.S. Institutional Investors (as defined in Rule 15a-6 under the Securities Exchange Act of 1934, as amended and SEC staff interpretations thereof). All transactions by a US person in the securities mentioned in this report must be effected through a registered broker-dealer under Section 15 of the Securities Exchange Act of 1934, as amended. Yuanta research is distributed in Taiwan by Yuanta Securities Investment Consulting. Yuanta research is distributed in Hong Kong by Yuanta Securities (Hong Kong) Co. Limited, which is licensed in Hong Kong by the Securities and Futures Commission for regulated activities, including Type 4 regulated activity (advising on securities). In Hong Kong, this research report may not be redistributed, retransmitted or disclosed, in whole or in part or any form or manner, without the express written