

當日市場：市場保持積極的情緒

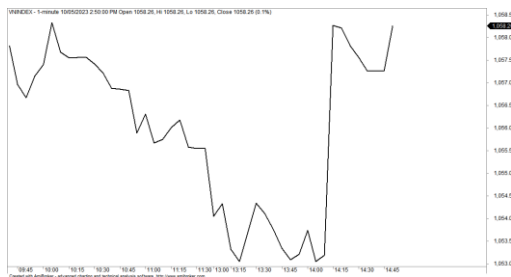
2023/05/11

市場走勢

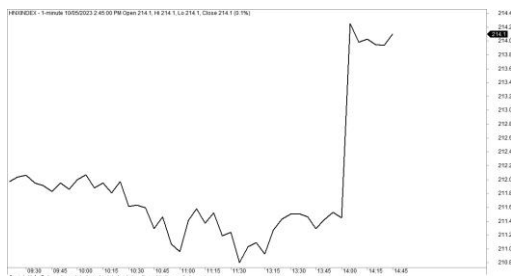
市場指數	VNI	HNI	UPCOM
收盤	1,058.26	213.89	78.84
%日	0.43%	0.92%	0.64%
%週	0.87%	3.09%	1.38%
%月	-0.67%	0.89%	1.09%
%年	-18.19%	-35.19%	-20.41%
成交值(Bil.VND)			
當日	9,763	1,044	442
日均量/週	10,212	1,353	514
日均量/月	10,384	1,276	685
外資進出			
買進	648.11	15.94	15.33
賣出	678.41	17.31	21.40
買賣超	-30.30	-1.37	-6.07
市場漲跌家數			
上漲	138	119	149
下跌	305	61	107
持平	56	73	84
市場指標			
P/E	12.49	16.77	12.52
總市值 (兆盾)	4,234	265	984
股息殖利率	3.68%	4.52%	6.86%

資料源: Bloomberg – YSVN

VNINDEX



HNIINDEX



市場走勢

大型股良好，因為房地產股仍維持漲勢，銀行股復甦，幫助指數上漲。VN-Index 收盤上漲 0.43%，止於 1058.26 點。HNX-Index 和 Upcom-Index 分別上漲 0.92% 和 0.64%。3 大市場的交易額均達到 11 兆 7,820 億越南盾。

GVR (4.3%) MWG (2.8%)、NVL (2.3%)、STB (2.3%)、VIB (2%) 是在當日上漲的股票。另一方面，當 BCM、BID、BVH、GAS、HPG 下跌時，賣盤也有所緩解，但跌幅不大。該指數的寬度比前一交易日更為積極，具有 18 檔上漲股和 8 檔下跌股。

房地產股繼續受到關注，如 DXG、KBC、GV5、NLG、PHR、CLX、VRE 均收盤上漲。同步，零售 (MWG、DGW)、銀行 (SHB、EIB、MSB) 積極上漲。

外資在整個市場賣超 350 億越南盾，其中 CTG (1,130 億)、VPB (280 億)、GMD (280 億) 被拋售最多的股票。另一方面，STB (640 億)、SSI (320 億)、NLG (190 億) 在買超方面領先。

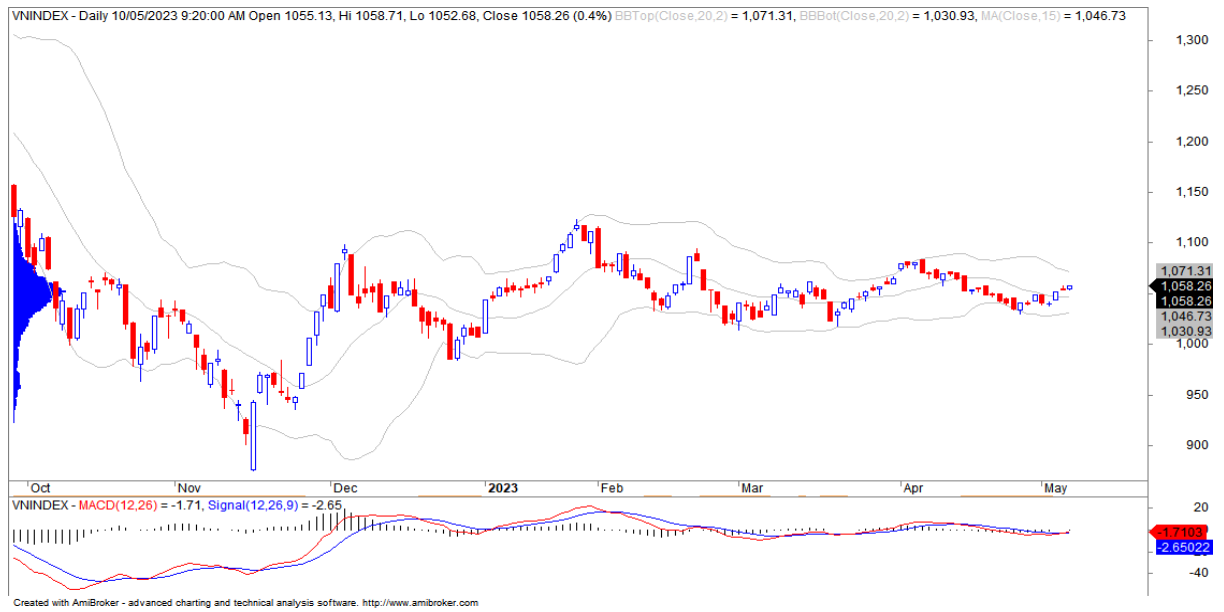
市場短期觀點

我們認為市場可能會調整，VN-Index 在下個交易日可能會在 1,055 - 1,060 點的區間內波動。同時，市場仍處於短期調整階段，因此投資者在下一個交易日應在市場大幅上漲時限制追漲，並在調整階段優先買進。此外，情緒指標繼續大幅上漲，顯示新的支付機會不斷增加，投資者對當前市場走勢逐漸轉為樂觀。

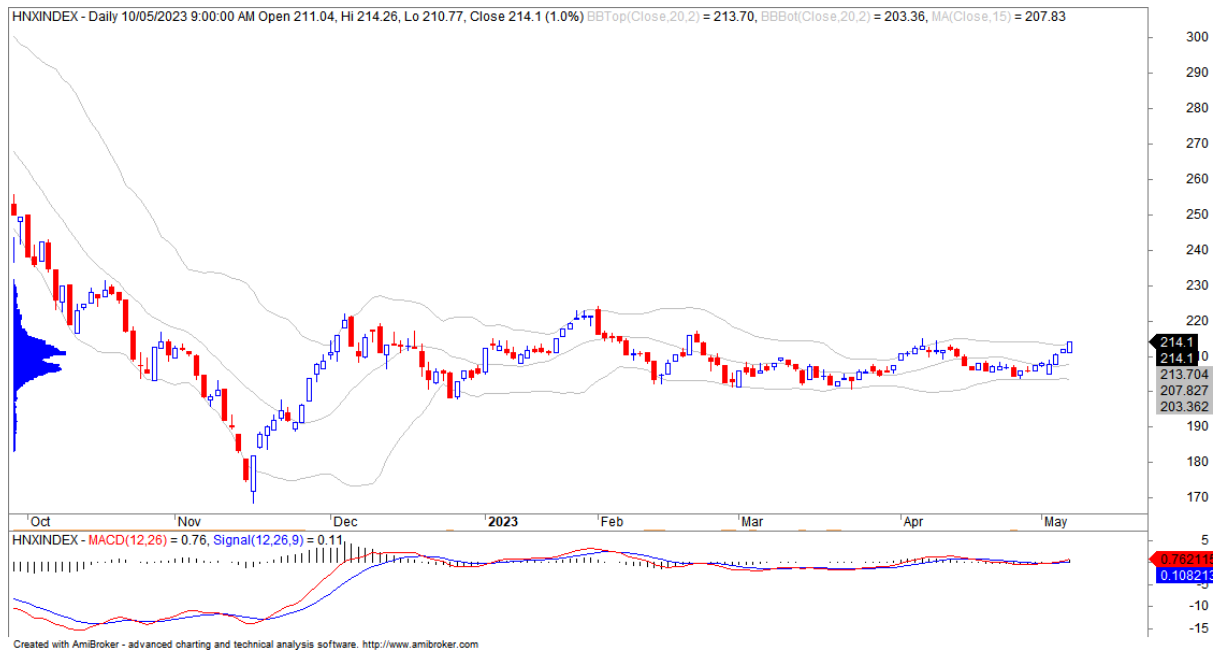
大盤的短期趨勢從中性調整至上漲。因此，我們建議短期投資者可以繼續利用調整的機會以增加股票比例和買進新股。

請在 <https://ysradar.yuanta.com.vn/> 查看有關股票的信號。

技術分析圖



指數技術分析圖 VN-Index



指數技術分析圖 HNX-Index

指數	短期趨勢	中期趨勢	阻力區 1	阻力區 2	支撐區 1	支撐區 2
VN-Index	上漲	上漲	1110	1130	870	800
HNX-Index	上漲	上漲	197	210	189	160
VN30	上漲	上漲	1120	1140	980	960
VNMidcaps	上漲	上漲	1,030	1200	963	900
VNSmallcaps	上漲	上漲	1000	1150	804	750

胡志明市交易所 (HSX)

	收盤	漲跌%
VNI	1058.26	0.43%
VN30	1054.99	0.51%
VN Mid	1360.83	1.02%
VN Small	1218.56	1.16%

河內交易所 (HSX)

	收盤	漲跌%
HNI	213.89	0.92%
HN30	389.08	1.67%
VNX AllSh	1022.91	0.70%

UPCOM 市場 (UPCoM)

	收盤	漲跌%
UPCoM	78.84	0.64%

外資交易	成交值 (Bil.VND)
買進	648.11
賣出	678.41
買超/賣超	-30.3

外資交易	成交值 (Bil.VND)
買進	15.94
賣出	17.31
買超/賣超	-1.37

外資交易	成交值 (Bil.VND)
買進	15.33
賣出	21.40
買超/賣超	-6.07

上漲排名/ 股碼	漲跌(VND)	漲跌%
QCG	300	6.99%
FIT	370	6.94%
TSC	270	6.94%
DLG	160	6.93%
SAM	440	6.88%

上漲排名/ 股碼	漲跌(VND)	漲跌%
TIG	900	9.89%
DTD	2400	9.68%
TVC	500	9.43%
IPA	1100	9.40%
L14	2800	5.82%

上漲排名/ 股碼	漲跌(VND)	漲跌%
SBS	393	5.87%
PHP	809	4.47%
C4G	525	4.34%
AAS	416	3.75%
CLX	313	2.24%

下跌排名/ 股碼	漲跌(VND)	漲跌%
TEG	-320	-3.43%
NAF	-350	-2.78%
TV2	-650	-2.37%
VOS	-200	-1.75%
HHP	-200	-1.73%

下跌排名/ 股碼	漲跌(VND)	漲跌%
KSF	-1400	-3.33%
AMV	-100	-2.13%
NVB	-200	-1.43%
TVD	-200	-1.39%
PVC	-100	-0.61%

下跌排名/ 股碼	漲跌(VND)	漲跌%
SGI	-579	-3.05%
PGB	-416	-1.46%
VAB	-101	-1.33%
BSR	-163	-0.99%
QTP	-149	-0.94%

*備註: 市值>5,000 億盾; 成交值>15 億盾

市值排名/ 股碼	Bil.VND
VCB	436,811
BID	228,139
VHM	214,670
VIC	192,985
GAS	180,103

市值排名/ 股碼	Bil.VND
THD	13,895
IDC	13,134
KSF	12,600
PVS	12,379
PVI	11,478

市值排名/ 股碼	Bil.VND
ACV	168,777
VGI	67,159
BSR	51,034
VEA	49,085
MCH	47,732

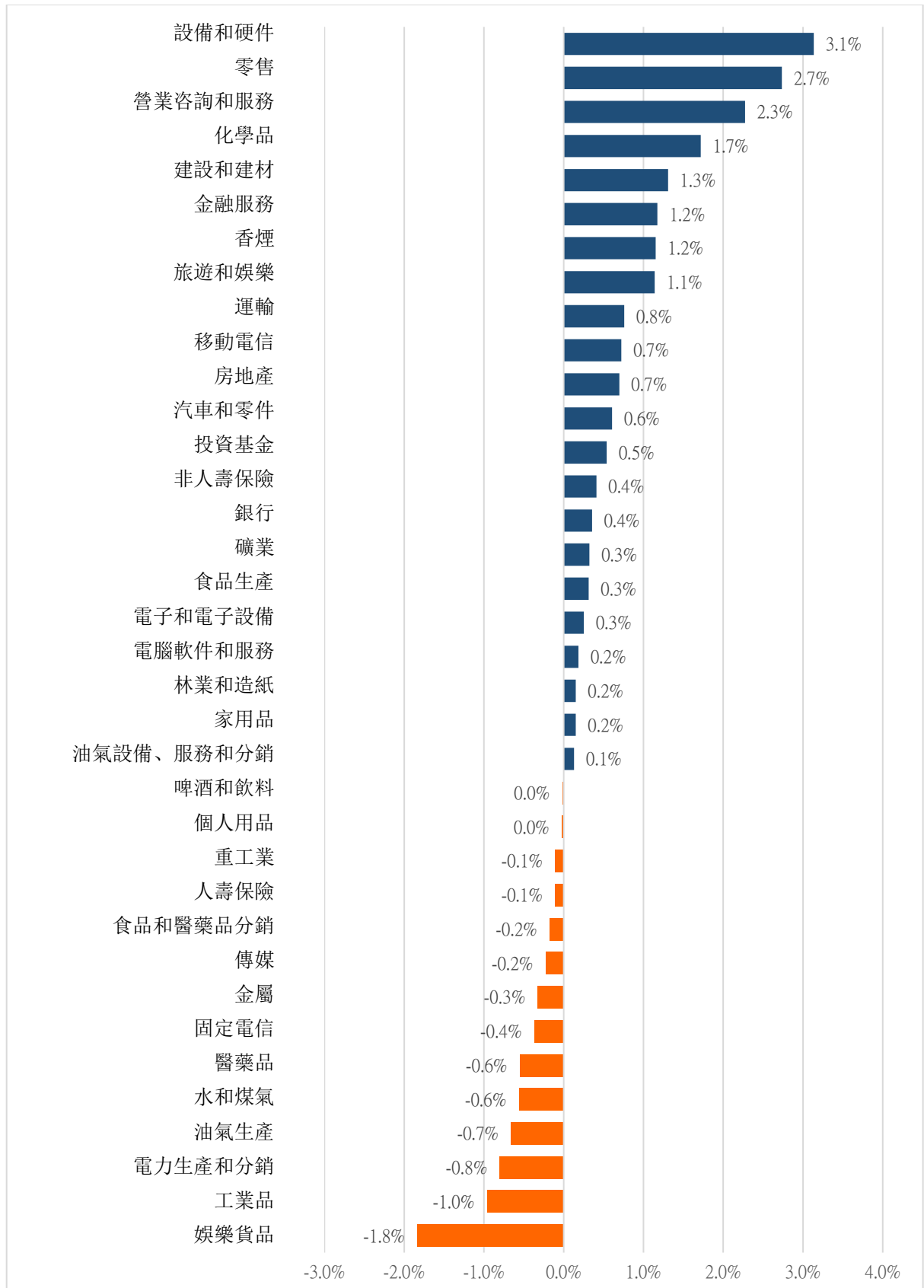
交易量排名/ 股碼	成交值	30 日均
DXG	34,729,700	16,550,543
SHB	26,593,100	23,040,099
DIG	21,290,200	25,066,380
HAG	19,192,800	12,252,040
SSI	19,035,600	17,769,214

交易量排名/ 股碼	成交值	30 日均
SHS	41,364,177	23,487,044
CEO	11,760,379	7,853,748
DDG	6,718,408	949,042
BII	6,322,557	1,480,383
IDJ	3,705,594	4,781,579

交易量排 名/股碼	成交值	30 日均
C4G	7,467,854	3,382,996
VHG	7,147,045	1,019,359
SBS	4,622,519	3,269,510
BSR	4,143,474	5,973,414
SGI	2,411,182	6,251

資料源: Bloomberg & Yuanta Research

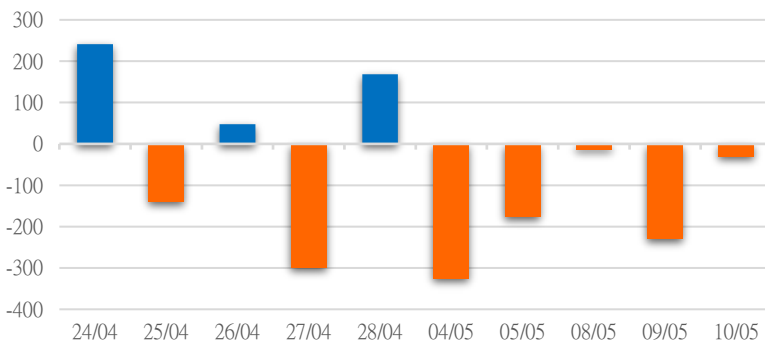
各行業板塊的交易走勢



資料源.: FinPro – YSVN

外資買進賣統計

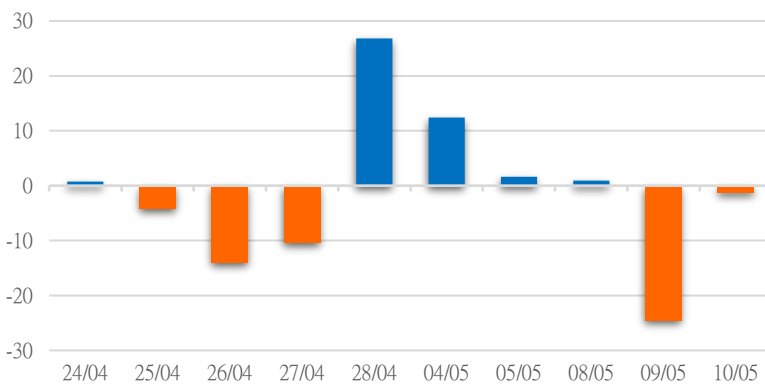
HSX 外資每日買/賣超



證券代碼	買超金額 (Mil.VND)	證券代碼	賣超金額 (Mil.VND)
STB	63,549	CTG	113,592
SSI	31,890	VPB	28,330
KBC	17,686	GMD	27,995
NLG	17,510	VCB	19,294
POW	16,348	DPM	16,031

HSX 外資買/賣超的前 5 名

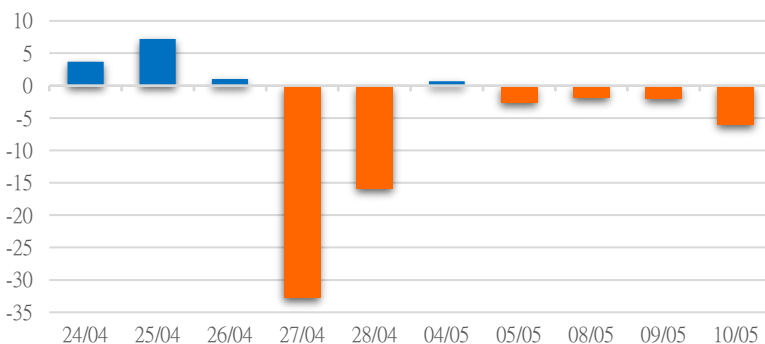
HNX 外資每日買/賣超



證券代碼	買超金額 (Mil.VND)	證券代碼	賣超金額 (Mil.VND)
CEO	6,869	DTD	5,500
TNG	3,812	PVS	5,076
PLC	1,027	VCS	2,393
BAX	736	TC6	649
PVI	197	BVS	446

HNX 外資買/賣超的前 5 名

UPCOM 外資每日買/賣超



證券代碼	買超金額 (Mil.VND)	證券代碼	賣超金額 (Mil.VND)
LTG	2,463	MCH	4,624
VHG	893	MPC	2,215
ACV	528	VTP	1,049
CST	460	VEA	986
PGB	251	BSR	974

UPCOM 外資買/賣超的前 5 名

源: FiiPro - YSVN

自營統計

證券代碼	買超金額 (Mil.VND)	證券代碼	賣超金額 (Mil.VND)
FUEVFN30	52,522	HDG	9,674
CTG	30,038	HPG	8,399
VNM	13,005	STB	5,335
FPT	10,927	FUEMAVND	4,625
E1VFN30	3,716	TDM	3,900

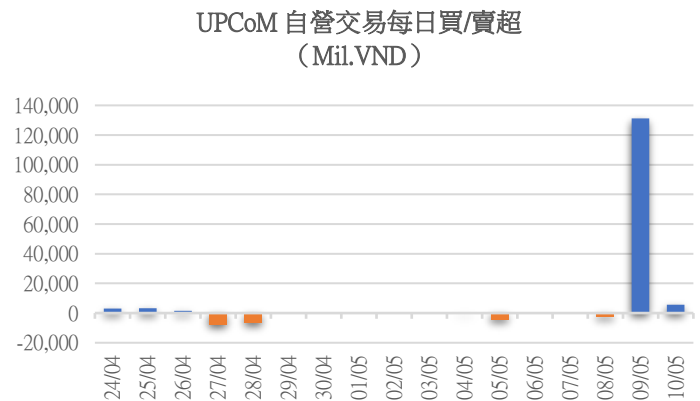
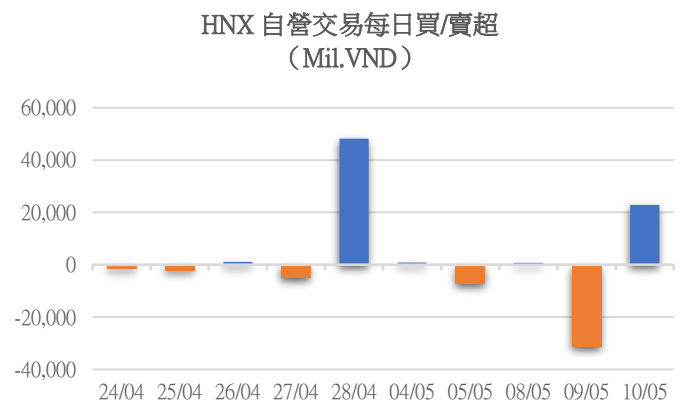
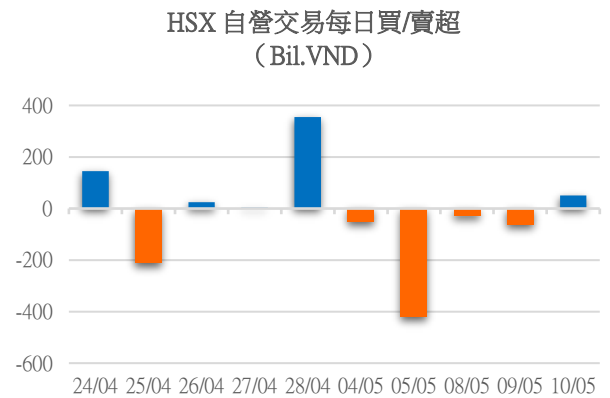
HSX 自營交易最大前名

證券代碼	買超金額 (Mil.VND)	證券代碼	賣超金額 (Mil.VND)
DTD	18,724.24	TNG	2
PVS	3,890.18	IDJ	1.4
HHC	194.40	LBE	0.1
IDC	7.96		

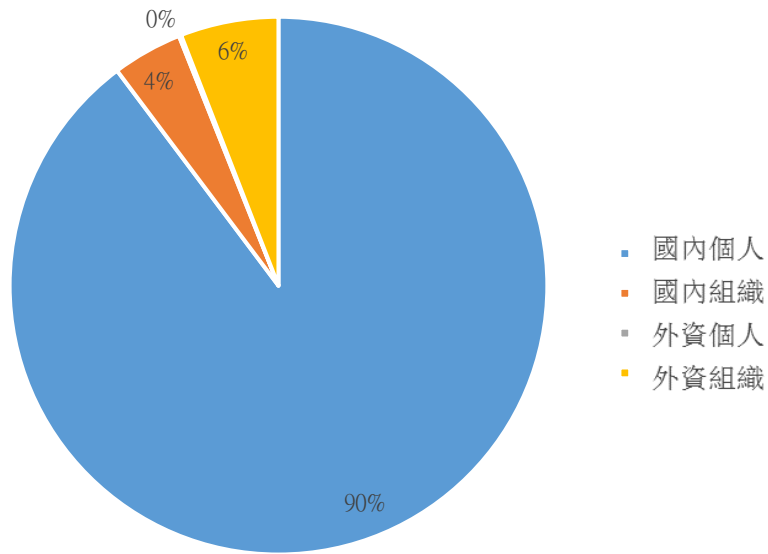
HNX 自營交易最大前名

證券代碼	買超金額 (Mil.VND)	證券代碼	賣超金額 (Mil.VND)
MCH	5,716.60		

UPCoM 自營交易最大前名

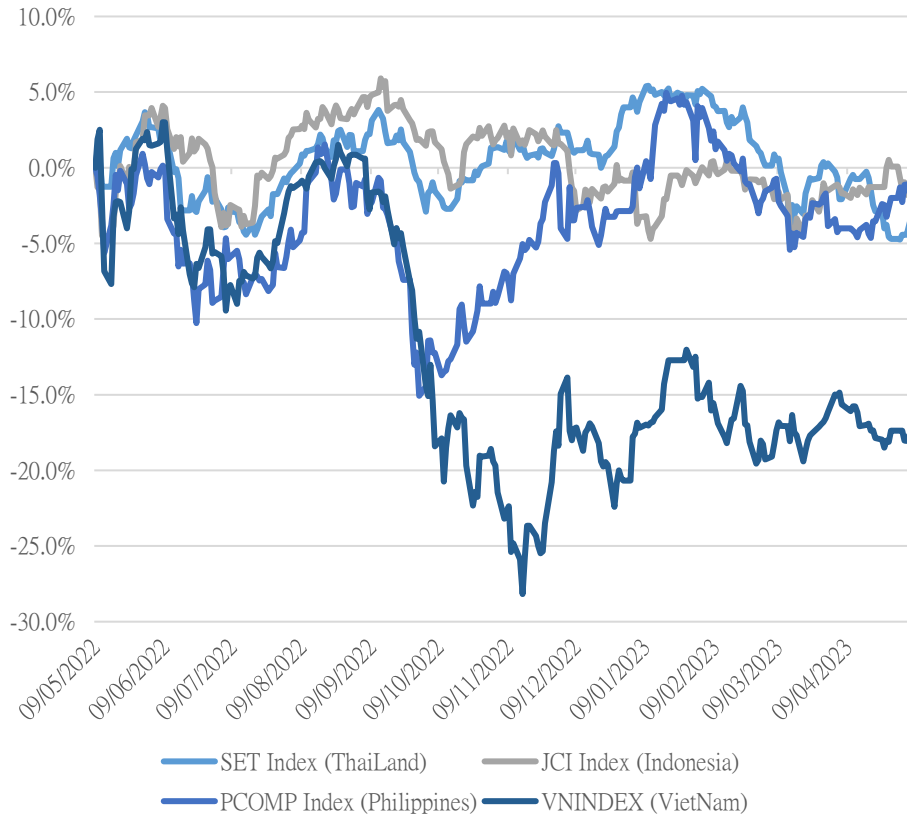


越南證券市場投資人類別統計



資料源: FiinPro – YSVN

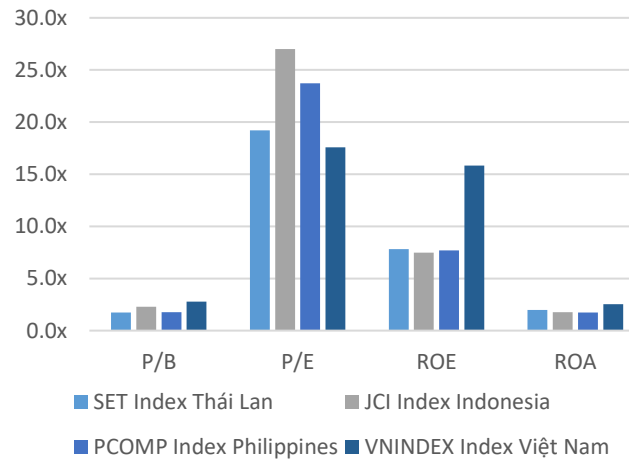
東南亞主要市場走勢比較



東南亞主要市場數據

		Thailand	Indonesia	Philippines	Vietnam
P/B		1.5x	1.9x	1.6x	1.6x
P/E		19.2x	0.1x	14.6x	14.3x
ROE	%	8.23	11.97	10.08	12.85
ROA	%	2.10	3.38	2.24	2.04
Vốn hóa	Tỷ USD	567.88	654.95	169.28	179.13
GTGD	Triệu USD	1.40	0.60	0.06	0.34
LS cổ tức	%	3.10	4.04	2.40	1.78

源: Bloomberg & YSVN



元大證券（越南）公司

個人客戶分析部

Nguyễn Thế Minh
研究分析經理
+84 28 3622 6868 ext 3826
minh.nguyen@yuanta.com.vn

Lý Thị Hiền
研究分析主管
+84 28 3622 6868 ext 3908
hien.ly@yuanta.com.vn

Quách Đức Khánh
研究分析副主管
+84 28 3622 6868 ext 3833
khanh.quach@yuanta.com.vn

Khổng Hữu Hiệp
高級分析專員
+84 28 3622 6868 ext 3912
hiiep.khong@yuanta.com.vn

Nguyễn Trịnh Ngọc Hồng
高級分析專員
+84 28 3622 6868 ext 3832
hong.nguyen@yuanta.com.vn

Phạm Tấn Phát
高級分析專員
+84 28 3622 6868 ext 3880
phat.pham@yuanta.com.vn

個人客戶業務部

Phạm Đắc Thành
北部分行經理
+84 28 3622 6868 ext 3416
thanh.pham@yuanta.com.vn

Võ Thị Thu Thủy
平陽分行經理
+84 28 3622 6868 ext 3505
thuy.vo@yuanta.com.vn

Lương Kỳ Ty
堤岸分行經理
+84 28 3622 6868 ext 3653
ty.luong@yuanta.com.vn

Bùi Quốc Phong
同奈分行經理
+84 28 3622 6868 ext 3701
phong.bui@yuanta.com.vn

Võ Đình Tuấn
峴港分行經理
+84 28 3622 6868 ext 3301
tuan.vo@yuanta.com.vn

Nguyễn Việt Quang
河內分行經理
+84 28 3622 6868 ext 3404
quang.nguyen@yuanta.com.vn

Đinh Thị Thu Cúc
頭頓分行經理
+84 28 3622 6868 ext 3203
cuc.dinh@yuanta.com.vn

Appendix A: Important Disclosures

Analyst Certification

Each research analyst primarily responsible for the content of this research report, in whole or in part, certifies that with respect to each security or issuer that the analyst covered in this report: (1) all of the views expressed accurately reflect his or her personal views about those securities or issuers; and (2) no part of his or her compensation was, is, or will be, directly or indirectly, related to the specific recommendations or views expressed by that research analyst in the research report.

Ratings Definitions

BUY: We have a positive outlook on the stock based on our expected absolute or relative return over the investment period. Our thesis is based on our analysis of the company's outlook, financial performance, catalysts, valuation and risk profile. We recommend investors add to their position.

HOLD-Outperform: In our view, the stock's fundamentals are relatively more attractive than peers at the current price. Our thesis is based on our analysis of the company's outlook, financial performance, catalysts, valuation and risk profile.

HOLD-Underperform: In our view, the stock's fundamentals are relatively less attractive than peers at the current price. Our thesis is based on our analysis of the company's outlook, financial performance, catalysts, valuation and risk profile.

SELL: We have a negative outlook on the stock based on our expected absolute or relative return over the investment period. Our thesis is based on our analysis of the company's outlook, financial performance, catalysts, valuation and risk profile. We recommend investors reduce their position.

Under Review: We actively follow the company, although our estimates, rating and target price are under review.

Restricted: The rating and target price have been suspended temporarily to comply with applicable regulations and/or Yuanta policies.

Note: Yuanta research coverage with a Target Price is based on an investment period of 12 months. Greater China Discovery Series coverage does not have a formal 12 month Target Price and the recommendation is based on an investment period specified by the analyst in the report.

Global Disclaimer

© 2018 Yuanta. All rights reserved. The information in this report has been compiled from sources we believe to be reliable, but we do not hold ourselves responsible for its completeness or accuracy. It is not an offer to sell or solicitation of an offer to buy any securities. All opinions and estimates included in this report constitute our judgment as of this date and are subject to change without notice.

This report provides general information only. Neither the information nor any opinion expressed herein constitutes an offer or invitation to make an offer to buy or sell securities or other investments. This material is prepared for general circulation to clients and is not intended to provide tailored investment advice and does not take into account the individual financial situation and objectives of any specific person who may receive this report. Investors should seek financial advice regarding the appropriateness of investing in any securities, investments or investment strategies discussed or recommended in this report. The information contained in this report has been compiled from sources believed to be reliable but no representation or warranty, express or implied, is made as to its accuracy, completeness or correctness. This report is not (and should not be construed as) a solicitation to act as securities broker or dealer in any jurisdiction by any person or company that is not legally permitted to carry on such business in that jurisdiction.

Yuanta research is distributed in the United States only to Major U.S. Institutional Investors (as defined in Rule 15a-6 under the Securities Exchange Act of 1934, as amended and SEC staff interpretations thereof). All transactions by a US person in the securities mentioned in this report must be effected through a registered broker-dealer under Section 15 of the Securities Exchange Act of 1934, as amended. Yuanta research is distributed in Taiwan by Yuanta Securities Investment Consulting. Yuanta research is distributed in Hong Kong by Yuanta Securities (Hong Kong) Co. Limited, which is licensed in Hong Kong by the Securities and Futures Commission for regulated activities, including Type 4 regulated activity (advising on securities). In Hong Kong, this research report may not be redistributed, retransmitted or disclosed, in whole or in part or any form or manner, without the express written