

當日市場：市場繼續分化

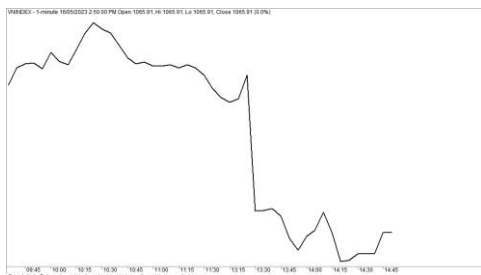
2023/05/17

市場走勢

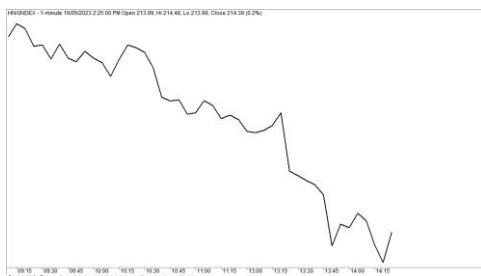
市場指數	VNI	HNI	UPCOM
收盤	1,065.91	214.62	80.66
%日	0.02%	0.14%	0.22%
%週	1.15%	1.26%	2.96%
%月	1.24%	3.56%	2.50%
%年	-9.05%	-30.10%	-13.45%
成交值(Bil.VND)			
當日	9,763	1,044	442
日均量/週	11,905	1,694	612
日均量/月	10,106	1,270	601
外資進出			
買進	1,027.26	23.29	11.33
賣出	1,052.77	8.32	22.86
買賣超	-25.52	14.97	-11.53
市場漲跌家數			
上漲	138	80	149
下跌	305	88	107
持平	56	73	84
市場指標			
P/E	12.63	16.83	12.92
總市值 (兆盾)	4,282	267	1,010
股息殖利率	3.68%	4.19%	6.76%

資料源: Bloomberg – YSVN

VNINDEX



HNIINDEX



市場走勢

指數繼續分化，VN-Index 收盤小幅上漲 0.02%，收於 1065.91 點，HNX-Index 和 Upcom-Index 同步分別上漲 0.14% 和 0.22%。3 大市場的交易額均達到 11 兆 5,440 億越南盾。

VIC (-2.8%) 轉為下跌以及 VPB、MWG、MSN 和 PDR 是當日導致指數下跌最多的股票。另一方面，NVL (1.1%)、POW (1.5%)、STB (1.5%)、VCB (1%)、VHM (1%) 均收盤上漲。

現金流仍然保持在中小型股，之前的調整股如 VIX、HNG 和 DBC 均漲停。此外，DIG、GEX、PVD、NLG 也錄得超過 1% 的漲幅。

外資在整個市場賣超 220 億越南盾，其中 KBC (430 億)、CTG (430 億)、VNM (400 億) 被拋售最好的股票。另一方面，HPG (580 億)、VRE (350 億)、VHM (280 億) 在買超方面領先。

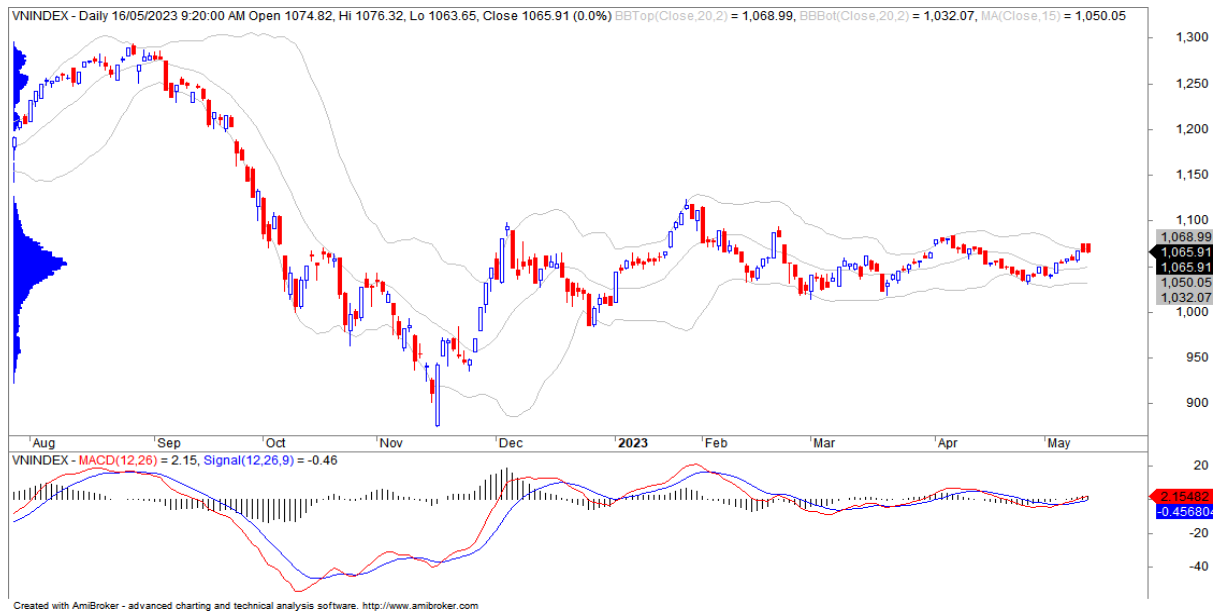
市場短期觀點

我們認為市場可能會在下個交易日繼續小幅上漲，VN-Index 可能會重新測試 1,075 點。同時，若市場在接下來的 1-2 個交易日收盤上漲，市場可能會結束調整階段，並回歸更明顯的上漲趨勢。積極點是，投資者對當前趨勢仍持樂觀態度，短期風險仍然較低，因此投資者仍能買進新股。

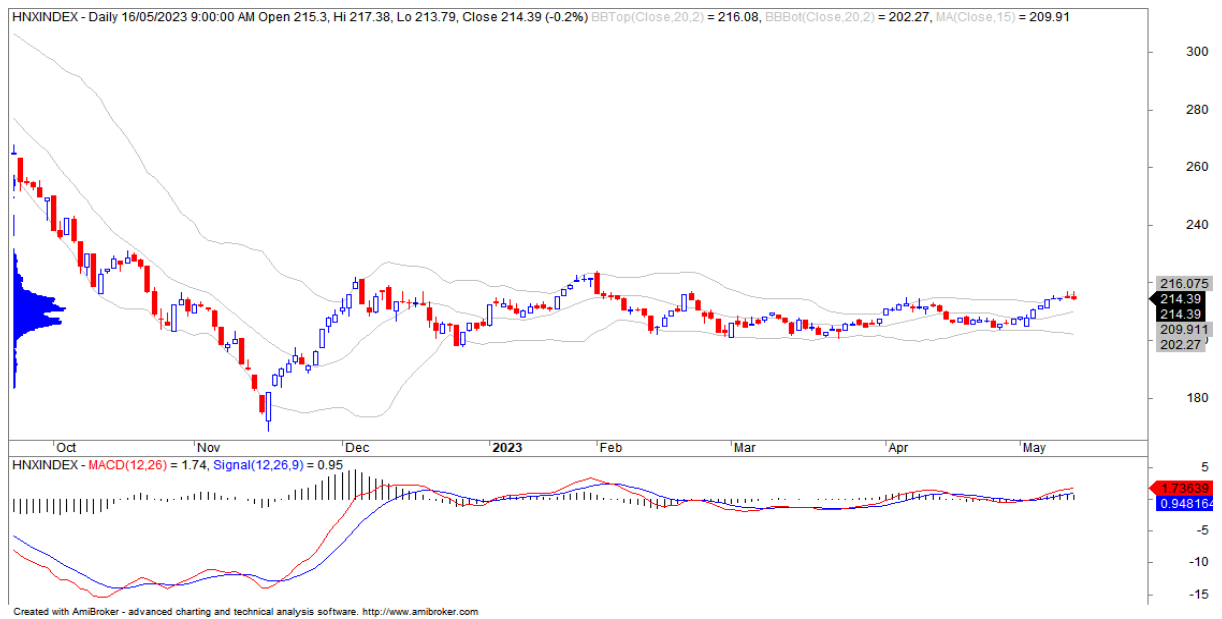
大盤的短期趨勢仍是上漲。因此，我們建議短期投資者可以繼續利用調整的機會以增加股票比例和買進新股。

請在 <https://ysradar.yuanta.com.vn/> 查看有關股票的信號。

技術分析圖



指數技術分析圖 VN-Index



指數技術分析圖 HNX-Index

指數	短期趨勢	中期趨勢	阻力區 1	阻力區 2	支撐區 1	支撐區 2
VN-Index	上漲	上漲	1110	1130	870	800
HNX-Index	上漲	上漲	197	210	189	160
VN30	上漲	上漲	1120	1140	980	960
VNMidcaps	上漲	上漲	1,030	1200	963	900
VNSmallcaps	上漲	上漲	1000	1150	804	750

胡志明市交易所 (HSX)

	收盤	漲跌%
VNI	1065.91	0.02%
VN30	1069.64	-0.12%
VN Mid	1358.34	0.06%
VN Small	1225.93	0.24%

河內交易所 (HSX)

	收盤	漲跌%
HNI	214.62	0.14%
HN30	392.92	0.69%
VNX AllSh	1031.85	-0.05%

UPCOM 市場 (UPCoM)

	收盤	漲跌%
UPCoM	80.66	0.22%

外資交易	成交值 (Bil.VND)
買進	1027.26
賣出	1052.77
買超/賣超	-25.52

外資交易	成交值 (Bil.VND)
買進	23.29
賣出	8.32
買超/賣超	14.97

外資交易	成交值 (Bil.VND)
買進	11.33
賣出	22.86
買超/賣超	-11.53

上漲排名/ 股碼	漲跌(VND)	漲跌%
TEG	670	6.92%
HNG	250	6.83%
VIX	650	6.74%
PSH	750	6.73%
FCN	850	6.72%

上漲排名/ 股碼	漲跌(VND)	漲跌%
DDG	800	9.30%
S55	3500	6.99%
PVC	700	4.32%
TIG	400	3.92%
PVS	1000	3.89%

上漲排名/ 股碼	漲跌(VND)	漲跌%
VEF	12828	13.53%
NAB	513	4.46%
ABB	77	0.84%
BSR	138	0.83%
VEA	198	0.52%

下跌排名/ 股碼	漲跌(VND)	漲跌%
BIC	-1800	-6.14%
QCG	-240	-4.85%
TIP	-1000	-4.76%
LSS	-400	-3.45%
FIT	-180	-2.91%

下跌排名/ 股碼	漲跌(VND)	漲跌%
EVS	-300	-2.73%
L18	-800	-2.31%
API	-300	-2.05%
HUT	-300	-1.69%
TNG	-300	-1.52%

下跌排名/ 股碼	漲跌(VND)	漲跌%
BDT	-2316	-12.59%
AMS	-576	-5.33%
DDV	-284	-3.02%
MSR	-334	-2.21%
TVN	-129	-2.19%

*備註: 市值>5,000 億盾; 成交值>15 億盾

市值排名/ 股碼	Bil.VND
VCB	433,972
BID	227,128
VHM	225,121
VIC	207,478
GAS	176,466

市值排名/ 股碼	Bil.VND
THD	14,000
IDC	12,903
PVS	12,284
KSF	11,970
BAB	11,501

市值排名/ 股碼	Bil.VND
ACV	173,041
VGI	68,215
MCH	51,940
BSR	51,589
VEA	50,227

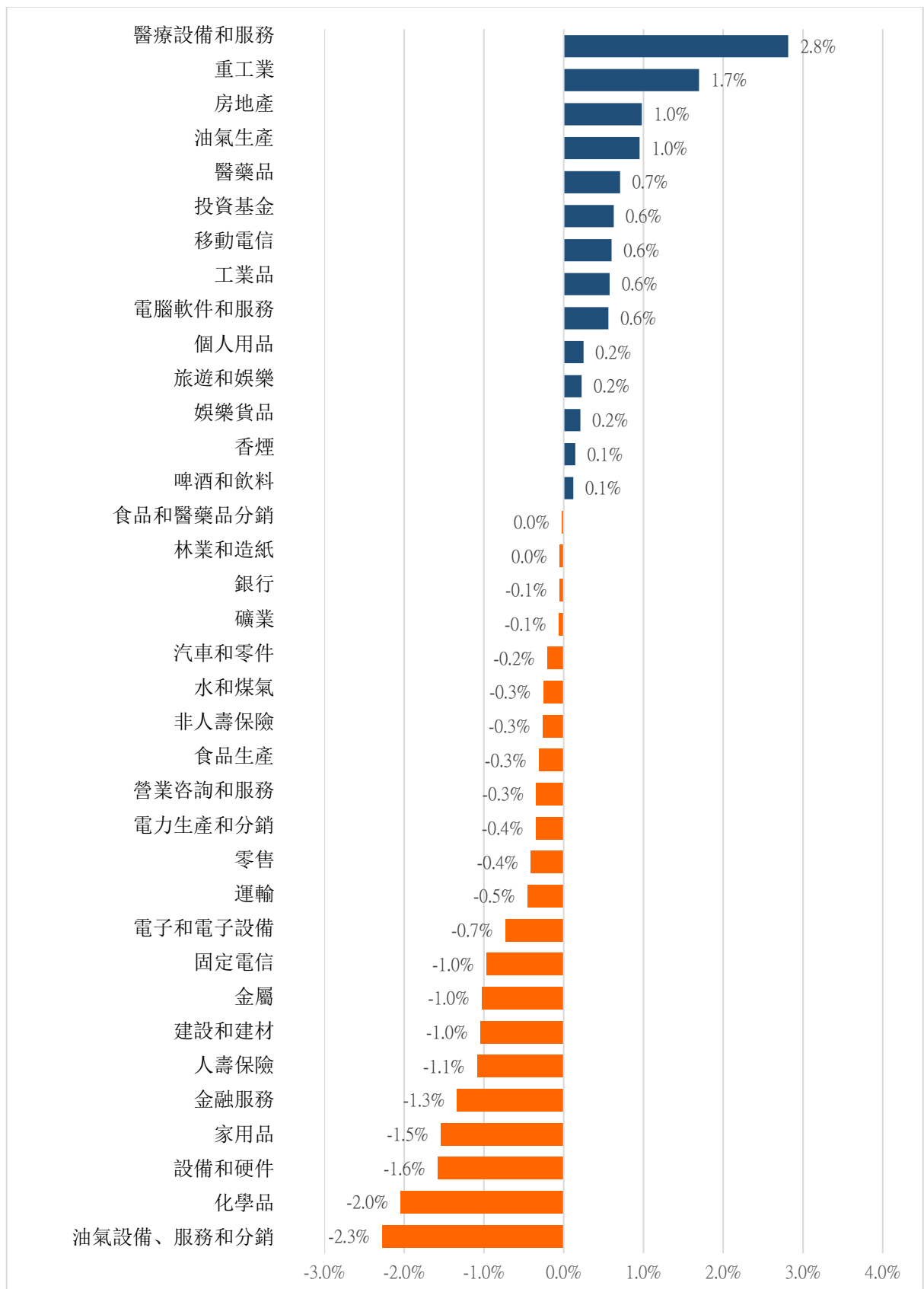
交易量排名/ 股碼	成交值	30 日均
SHB	41,605,300	17,274,507
VIX	23,752,900	16,372,348
DIG	21,177,400	23,211,359
SSI	19,670,500	17,308,096
HPG	18,504,800	15,737,359

交易量排名/ 股碼	成交值	30 日均
SHS	16,799,877	19,278,101
PVS	10,980,254	3,288,068
CEO	6,593,493	7,748,661
DDG	6,100,388	2,524,382
SHN	4,608,702	1,111

交易量排 名/股碼	成交值	30 日均
BSR	6,281,486	5,003,451
VHG	6,272,989	1,355,446
C4G	3,391,268	3,521,519
SBS	2,850,529	3,444,263
BOT	2,078,093	267,246

資料源: Bloomberg & Yuanta Research

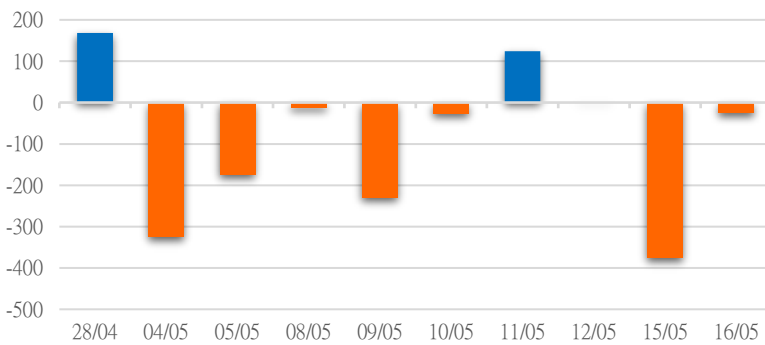
各行業板塊的交易走勢



資料源: FinPro - YSVN

外資買進賣統計

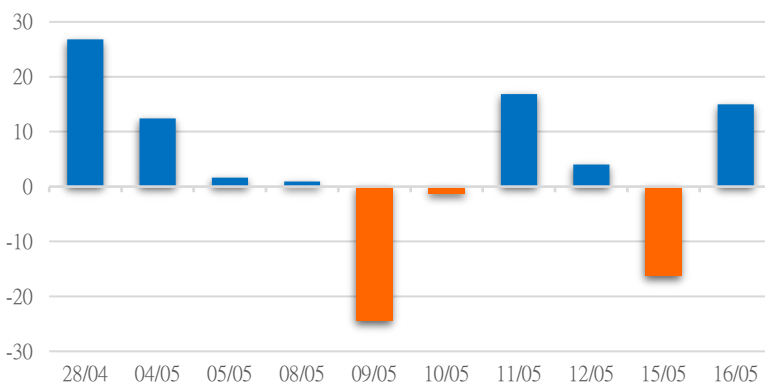
HSX 外資每日買/賣超



證券代碼	買超金額 (Mil.VND)	證券代碼	賣超金額 (Mil.VND)
HPG	57,559	KBC	43,239
VRE	34,594	CTG	42,714
VHM	27,798	VNM	39,868
PVD	24,986	DPM	19,733
VIC	18,517	BMI	16,119

HSX 外資買/賣超的前 5 名

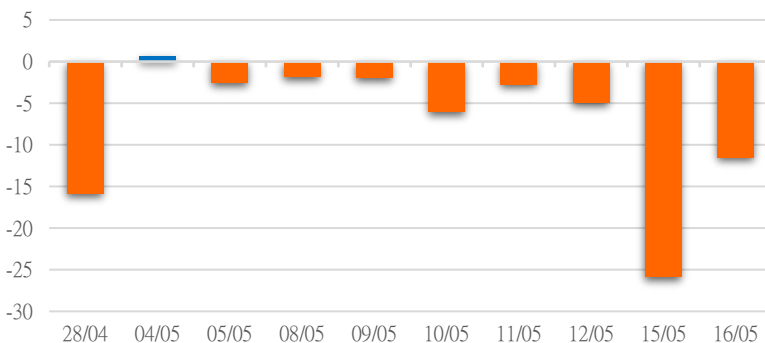
HNX 外資每日買/賣超



證券代碼	買超金額 (Mil.VND)	證券代碼	賣超金額 (Mil.VND)
DTD	14,650	IDC	3,151
TNG	2,121	PVS	1,546
DDG	1,908	APS	569
MBS	1,446	TDN	391
IDJ	730	BVS	330

HNX 外資買/賣超的前 5 名

UPCOM 外資每日買/賣超



證券代碼	買超金額 (Mil.VND)	證券代碼	賣超金額 (Mil.VND)
LTG	3,184	VTP	6,464
MPC	341	QNS	4,619
PHP	214	BSR	1,729
MFS	134	MCH	913
HWS	122	VHG	855

UPCOM 外資買/賣超的前 5 名

源: FiiPro – YSVN

自營統計

證券代碼	買超金額 (Mil.VND)	證券代碼	賣超金額 (Mil.VND)
TCB	18,440	VHM	21,338
SSI	17,116	VPB	17,896
E1VFN30	13,868	PET	14,610
VCB	11,566	DGC	10,726
NLG	10,763	PC1	10,015

HSX 自營交易最大前名

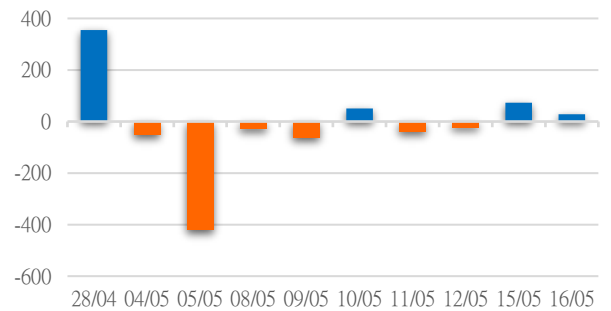
證券代碼	買超金額 (Mil.VND)	證券代碼	賣超金額 (Mil.VND)
INN	34,869.00	IDC	3,833
VCS	998.72	PVS	2,640.0
DDG	939.21		

HNX 自營交易最大前名

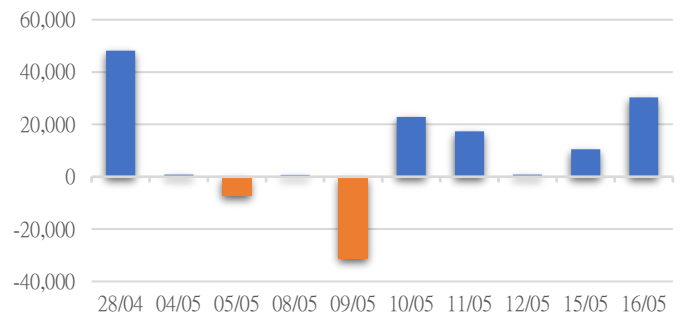
證券代碼	買超金額 (Mil.VND)	證券代碼	賣超金額 (Mil.VND)
MCH	3,127.18	QNS	2,300
		C4G	1,330
		BSR	840.0

UPCoM 自營交易最大前名

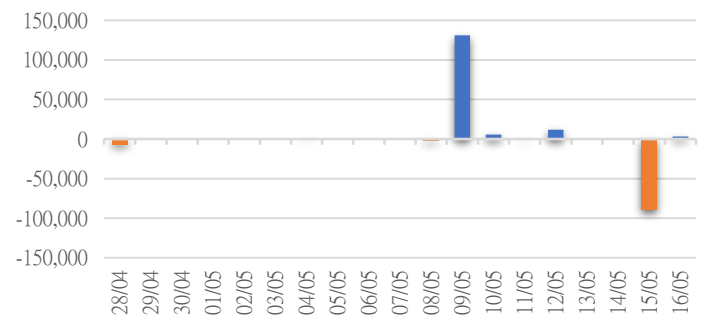
HSX 自營交易每日買/賣超 (BiL.VND)



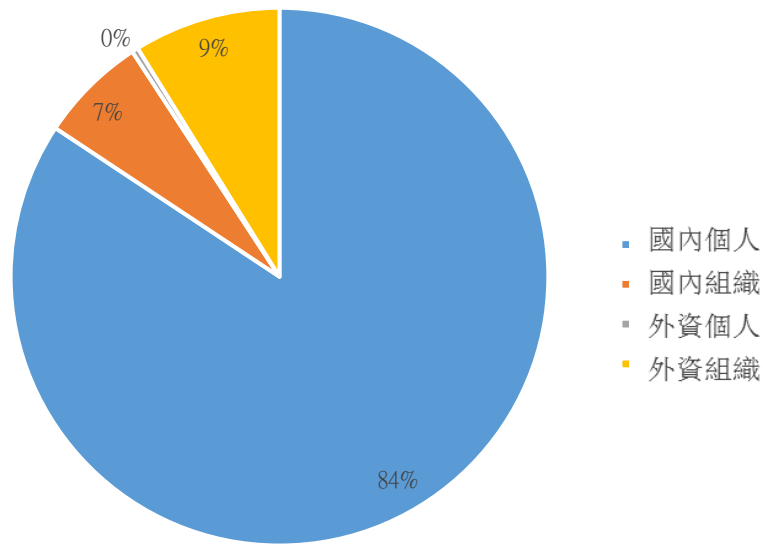
HNX 自營交易每日買/賣超 (Mil.VND)



UPCoM 自營交易每日買/賣超 (Mil.VND)



越南證券市場投資人類別統計



資料源: FiinPro – YSVN

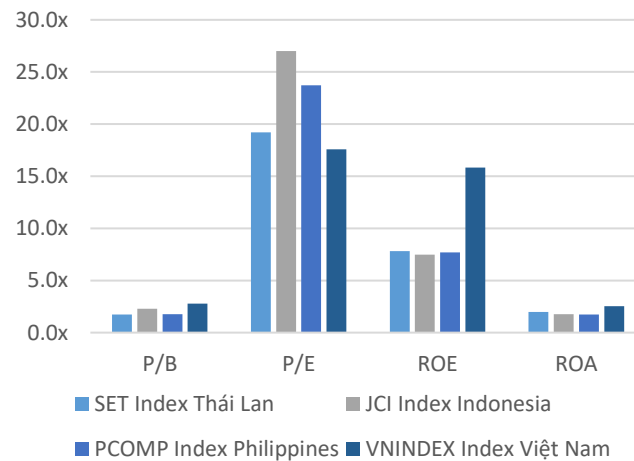
東南亞主要市場走勢比較



東南亞主要市場數據

		Thailand	Indonesia	Philippines	Vietnam
P/B		1.5x	1.9x	1.6x	1.6x
P/E		19.2x	14.8x	14.7x	14.4x
ROE	%	8.23	11.96	10.08	12.85
ROA	%	2.10	3.38	2.24	2.04
Vốn hóa	Tỷ USD	568.88	657.08	169.88	179.88
GTGD	Triệu USD	1.38	0.58	0.06	0.42
LS cổ tức	%	3.10	4.08	2.40	1.79

源: Bloomberg & YSVN



元大證券（越南）公司

個人客戶分析部

Nguyễn Thế Minh
研究分析經理
+84 28 3622 6868 ext 3826
minh.nguyen@yuanta.com.vn

Lý Thị Hiền
研究分析主管
+84 28 3622 6868 ext 3908
hien.ly@yuanta.com.vn

Quách Đức Khánh
研究分析副主管
+84 28 3622 6868 ext 3833
khanh.quach@yuanta.com.vn

Khổng Hữu Hiệp
高級分析專員
+84 28 3622 6868 ext 3912
hiiep.khong@yuanta.com.vn

Nguyễn Trịnh Ngọc Hồng
高級分析專員
+84 28 3622 6868 ext 3832
hong.nguyen@yuanta.com.vn

Phạm Tấn Phát
高級分析專員
+84 28 3622 6868 ext 3880
phat.pham@yuanta.com.vn

個人客戶業務部

Phạm Đắc Thành
北部分行經理
+84 28 3622 6868 ext 3416
thanh.pham@yuanta.com.vn

Võ Thị Thu Thủy
平陽分行經理
+84 28 3622 6868 ext 3505
thuy.vo@yuanta.com.vn

Lương Kỳ Ty
堤岸分行經理
+84 28 3622 6868 ext 3653
ty.luong@yuanta.com.vn

Bùi Quốc Phong
同奈分行經理
+84 28 3622 6868 ext 3701
phong.bui@yuanta.com.vn

Võ Đình Tuấn
峴港分行經理
+84 28 3622 6868 ext 3301
tuan.vo@yuanta.com.vn

Nguyễn Việt Quang
河內分行經理
+84 28 3622 6868 ext 3404
quang.nguyen@yuanta.com.vn

Đinh Thị Thu Cúc
頭頓分行經理
+84 28 3622 6868 ext 3203
cuc.dinh@yuanta.com.vn

Appendix A: Important Disclosures

Analyst Certification

Each research analyst primarily responsible for the content of this research report, in whole or in part, certifies that with respect to each security or issuer that the analyst covered in this report: (1) all of the views expressed accurately reflect his or her personal views about those securities or issuers; and (2) no part of his or her compensation was, is, or will be, directly or indirectly, related to the specific recommendations or views expressed by that research analyst in the research report.

Ratings Definitions

BUY: We have a positive outlook on the stock based on our expected absolute or relative return over the investment period. Our thesis is based on our analysis of the company's outlook, financial performance, catalysts, valuation and risk profile. We recommend investors add to their position.

HOLD-Outperform: In our view, the stock's fundamentals are relatively more attractive than peers at the current price. Our thesis is based on our analysis of the company's outlook, financial performance, catalysts, valuation and risk profile.

HOLD-Underperform: In our view, the stock's fundamentals are relatively less attractive than peers at the current price. Our thesis is based on our analysis of the company's outlook, financial performance, catalysts, valuation and risk profile.

SELL: We have a negative outlook on the stock based on our expected absolute or relative return over the investment period. Our thesis is based on our analysis of the company's outlook, financial performance, catalysts, valuation and risk profile. We recommend investors reduce their position.

Under Review: We actively follow the company, although our estimates, rating and target price are under review.

Restricted: The rating and target price have been suspended temporarily to comply with applicable regulations and/or Yuanta policies.

Note: Yuanta research coverage with a Target Price is based on an investment period of 12 months. Greater China Discovery Series coverage does not have a formal 12 month Target Price and the recommendation is based on an investment period specified by the analyst in the report.

Global Disclaimer

© 2018 Yuanta. All rights reserved. The information in this report has been compiled from sources we believe to be reliable, but we do not hold ourselves responsible for its completeness or accuracy. It is not an offer to sell or solicitation of an offer to buy any securities. All opinions and estimates included in this report constitute our judgment as of this date and are subject to change without notice.

This report provides general information only. Neither the information nor any opinion expressed herein constitutes an offer or invitation to make an offer to buy or sell securities or other investments. This material is prepared for general circulation to clients and is not intended to provide tailored investment advice and does not take into account the individual financial situation and objectives of any specific person who may receive this report. Investors should seek financial advice regarding the appropriateness of investing in any securities, investments or investment strategies discussed or recommended in this report. The information contained in this report has been compiled from sources believed to be reliable but no representation or warranty, express or implied, is made as to its accuracy, completeness or correctness. This report is not (and should not be construed as) a solicitation to act as securities broker or dealer in any jurisdiction by any person or company that is not legally permitted to carry on such business in that jurisdiction.

Yuanta research is distributed in the United States only to Major U.S. Institutional Investors (as defined in Rule 15a-6 under the Securities Exchange Act of 1934, as amended and SEC staff interpretations thereof). All transactions by a US person in the securities mentioned in this report must be effected through a registered broker-dealer under Section 15 of the Securities Exchange Act of 1934, as amended. Yuanta research is distributed in Taiwan by Yuanta Securities Investment Consulting. Yuanta research is distributed in Hong Kong by Yuanta Securities (Hong Kong) Co. Limited, which is licensed in Hong Kong by the Securities and Futures Commission for regulated activities, including Type 4 regulated activity (advising on securities). In Hong Kong, this research report may not be redistributed, retransmitted or disclosed, in whole or in part or any form or manner, without the express written