

當日市場：獲利壓力在尾盤較大

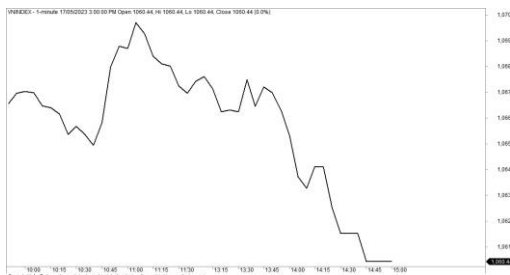
2023/05/18

市場走勢

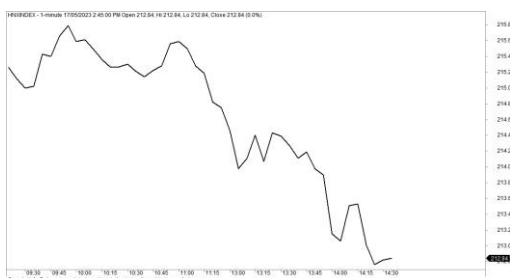
市場指數	VNI	HNI	UPCOM
收盤	1,060.44	212.86	80.57
%日	-0.51%	-0.82%	-0.11%
%週	0.21%	-0.48%	2.19%
%月	0.63%	3.02%	2.79%
%年	-13.67%	-32.52%	-15.98%
成交值(Bil.VND)			
當日	9,763	1,044	442
日均量/週	12,326	1,683	634
日均量/月	10,263	1,289	605
外資進出			
買進	1,049.10	21.35	24.16
賣出	946.25	7.73	46.77
買賣超	102.85	13.62	-22.61
市場漲跌家數			
上漲	138	87	149
下跌	305	93	107
持平	56	73	84
市場指標			
P/E	12.63	16.87	12.90
總市值 (兆盾)	4,283	268	1,007
股息殖利率	3.67%	1.79%	6.75%

資料源: Bloomberg – YSVN

VNINDEX



HNIINDEX



市場走勢

市場在尾盤被強勁獲利，但仍維持在區間內移動。具體而言，VN-Index 收跌 0.51%，止於 1060.44 點，HNX-Index 和 Upcom-Index 同步分別下跌 0.82% 和 0.11%。3 大市場的交易額均達到 13 兆 8,460 億越南盾。

跌幅占主導地位，但拋售力量並未出現，其中 SSI、TPB、VPB、TCB、POW、VRE 在 VN30-Index 中領跌，但跌幅約為 2%。另一方面，VHM (2.3%)、VIC (0.6%)、HDB (0.5%) 逆市。

投機現金流仍然活躍，如 AGM、SMA、LDG、DXS、HHS 漲停。

外資在整個市場逆轉買超 940 億越南盾，其中 HPG (2,160 億)、VHM (750 億)、POW (340 億) 在買超方面領先。另一方面，VNM (850 億)、SHB (490 億) 和 STB (470 億) 被拋售最多的股票。

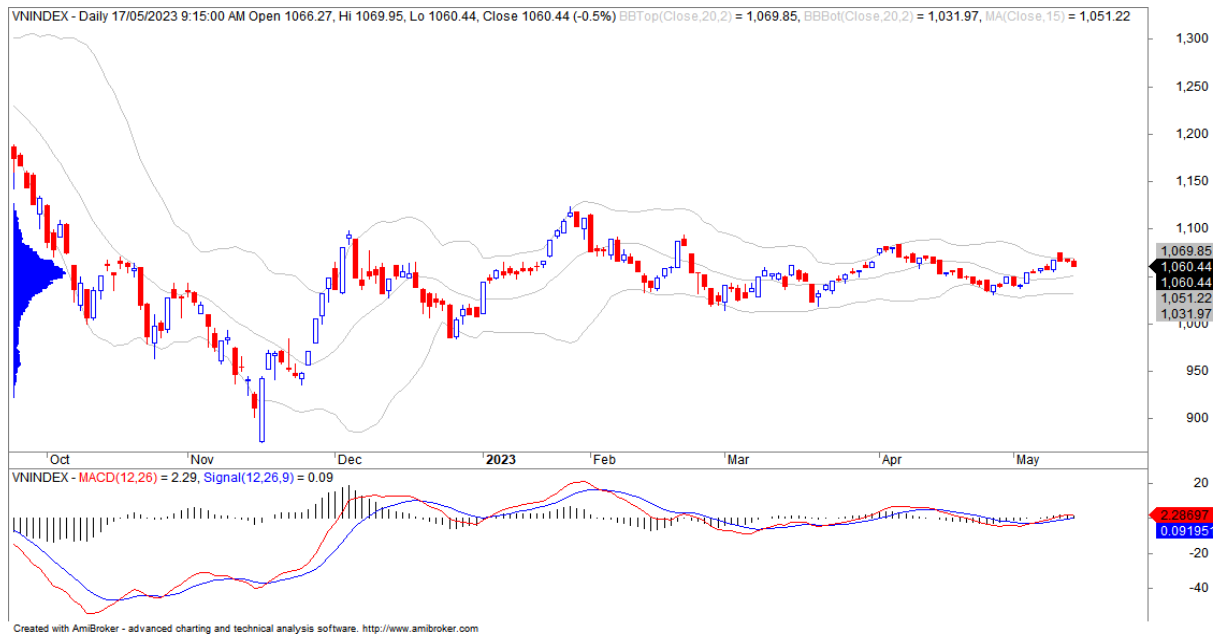
市場短期觀點

我們認為市場可能會在下個交易日繼續調整至 1,050 – 1,055 點。同時，市場有進入積極劇烈波動期的跡象，因此調整可能會快速結束，市場可能也快速回歸上漲勢頭。VNMidcaps 指數的價格走勢圖下跌至超賣區域附近，因此該股票的抄底需求可能在下个交易日增加。此外，短期情緒指標小幅下跌，因此短期投資者仍對當前市場走勢持樂觀態度。

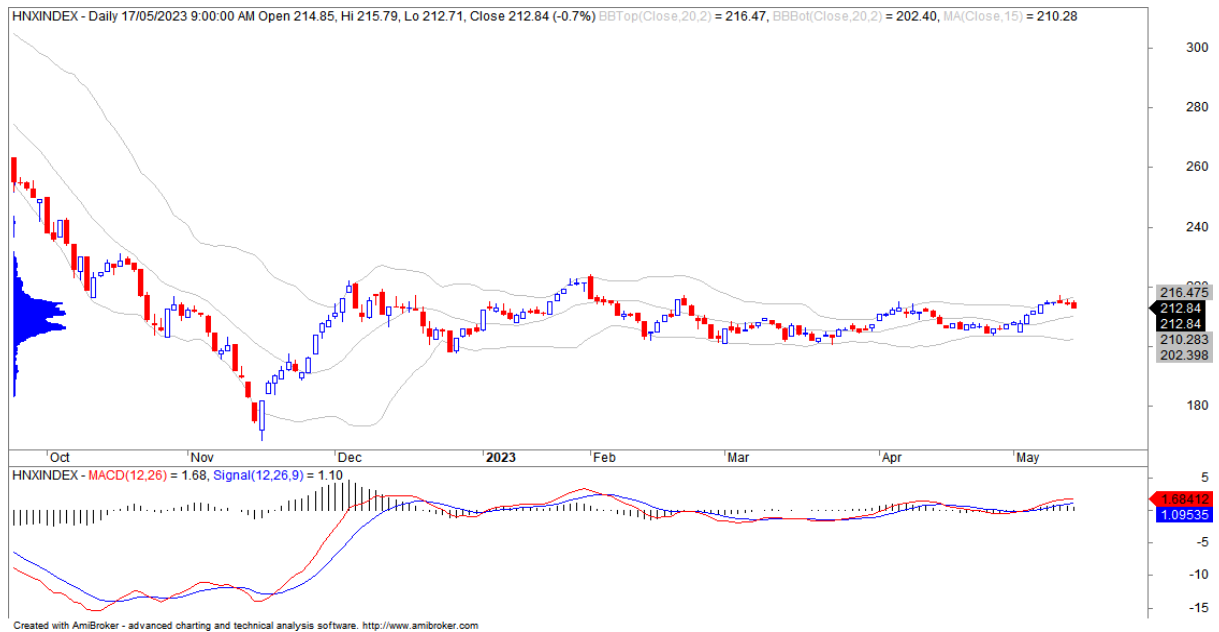
大盤的短期趨勢仍是上漲。因此，我們建議短期投資者可以停止拋售中小型股。同時，短期投資者也可以利用調整的機會以增加股票比例。

請在 <https://ysradar.yuanta.com.vn/> 查看有關股票的信號。

技術分析圖



指數技術分析圖 VN-Index



指數技術分析圖 HNX-Index

指數	短期趨勢	中期趨勢	阻力區 1	阻力區 2	支撐區 1	支撐區 2
VN-Index	上漲	上漲	1110	1130	870	800
HNX-Index	上漲	上漲	197	210	189	160
VN30	上漲	上漲	1120	1140	980	960
VNMidcaps	上漲	上漲	1,030	1200	963	900
VNSmallcaps	上漲	上漲	1000	1150	804	750

胡志明市交易所 (HSX)

	收盤	漲跌%
VNI	1060.44	-0.51%
VN30	1062.1	-0.70%
VN Mid	1344.39	-1.03%
VN Small	1223.76	-0.18%

河內交易所 (HSX)

	收盤	漲跌%
HNI	212.86	-0.82%
HN30	386.23	-1.70%
VNX AllSh	1024.01	-0.76%

UPCOM 市場 (UPCoM)

	收盤	漲跌%
UPCoM	80.57	-0.11%

外資交易	成交值 (Bil.VND)
買進	1049.1
賣出	946.25
買超/賣超	102.85

外資交易	成交值 (Bil.VND)
買進	21.35
賣出	7.73
買超/賣超	13.62

外資交易	成交值 (Bil.VND)
買進	24.16
賣出	46.77
買超/賣超	-22.61

上漲排名/ 股碼	漲跌(VND)	漲跌%
LDG	300	6.96%
DXS	450	6.92%
HHS	310	6.89%
QCG	320	6.79%
TCH	550	6.78%

上漲排名/ 股碼	漲跌(VND)	漲跌%
DDG	900	9.57%
S99	700	7.07%
LAS	400	4.00%
IPA	400	3.03%
DTD	600	2.03%

上漲排名/ 股碼	漲跌(VND)	漲跌%
VEF	16100	14.96%
TVP	2638	10.86%
DSC	877	3.30%
DRI	241	2.98%
DDV	211	2.32%

下跌排名/ 股碼	漲跌(VND)	漲跌%
HBC	-640	-6.96%
APG	-500	-6.44%
DPG	-1450	-4.59%
NLG	-1500	-4.52%
DRH	-250	-4.35%

下跌排名/ 股碼	漲跌(VND)	漲跌%
IDJ	-700	-4.83%
APS	-700	-4.73%
TIG	-400	-3.77%
API	-500	-3.50%
HUT	-600	-3.45%

下跌排名/ 股碼	漲跌(VND)	漲跌%
BDT	-1927	-11.97%
G36	-255	-2.93%
BSR	-350	-2.10%
OIL	-196	-2.06%
TVN	-100	-1.72%

*備註: 市值>5,000 億盾; 成交值>15 億盾

市值排名/ 股碼	Bil.VND
VCB	438,231
BID	227,634
VHM	227,298
VIC	201,757
GAS	176,849

市值排名/ 股碼	Bil.VND
THD	13,930
IDC	12,837
PVS	12,762
KSF	12,000
BAB	11,418

市值排名/ 股碼	Bil.VND
ACV	172,125
VGI	66,836
MCH	51,963
BSR	51,896
VEA	50,492

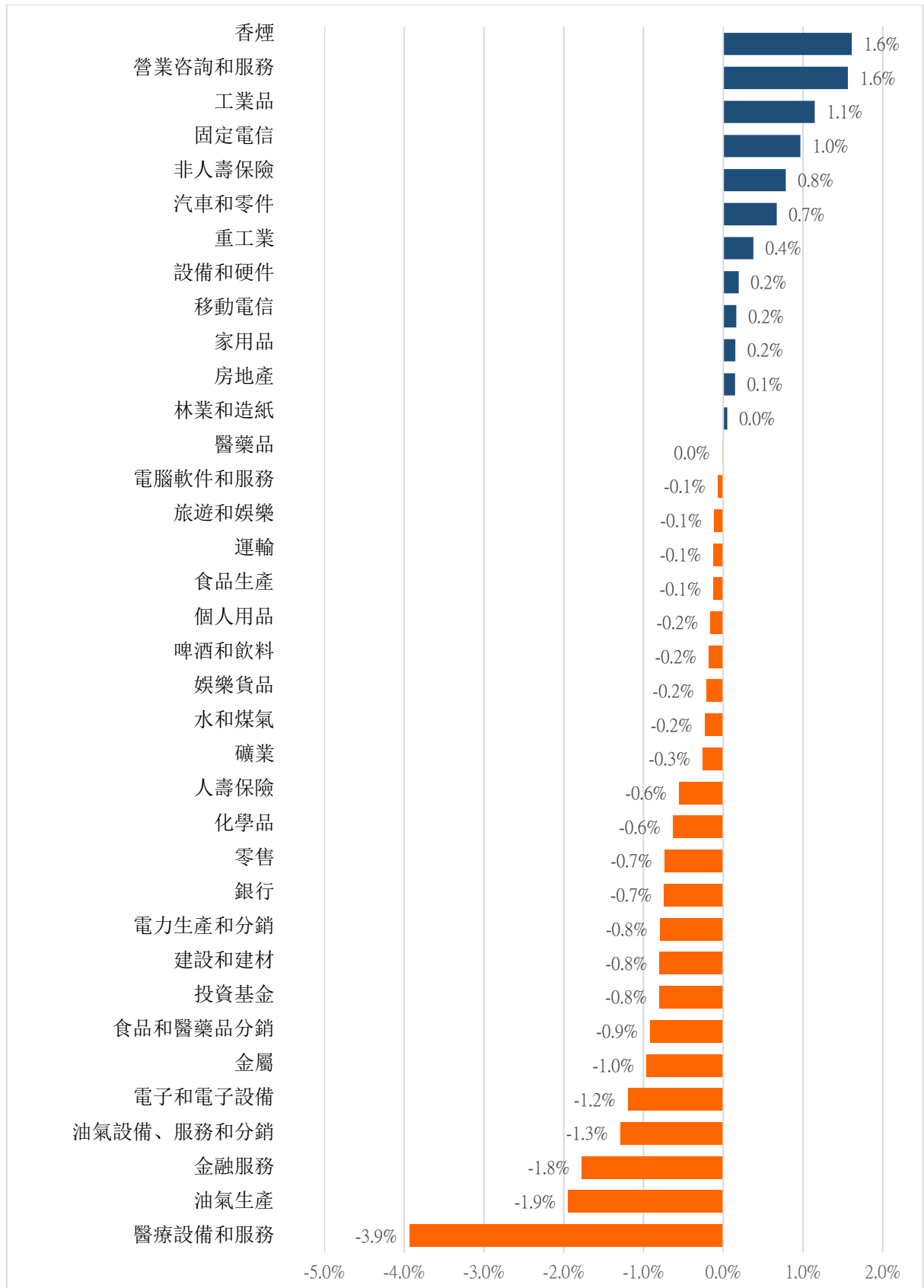
交易量排名/ 股碼	成交值	30 日均
SHB	34,106,800	17,469,471
HPG	29,314,700	15,846,593
HDB	29,284,100	1,445,151
DXG	25,987,300	16,931,928
TCH	24,643,100	5,875,787

交易量排名/ 股碼	成交值	30 日均
SHS	28,274,650	19,147,405
CEO	9,569,868	7,687,863
PVS	6,475,104	3,692,025
IDJ	5,363,509	3,957,156
MBS	5,075,953	3,473,604

交易量排 名/股碼	成交值	30 日均
VHG	8,591,543	1,614,264
BSR	7,312,687	5,070,716
NAB	5,351,393	165,789
C4G	3,472,890	3,509,400
SBS	2,926,976	3,413,014

資料源: Bloomberg & Yuanta Research

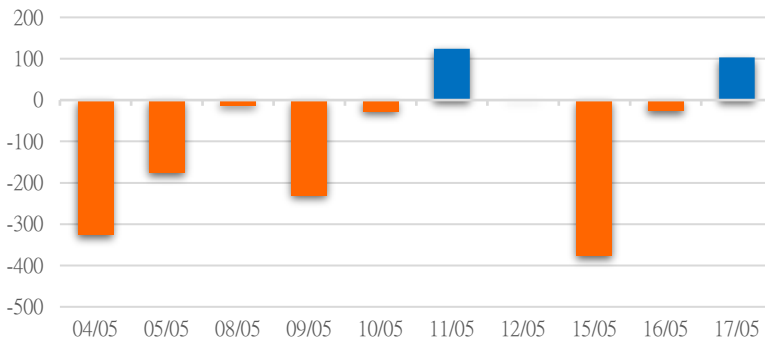
各行業板塊的交易走勢



資料源.: FinPro – YSVN

外資買進賣統計

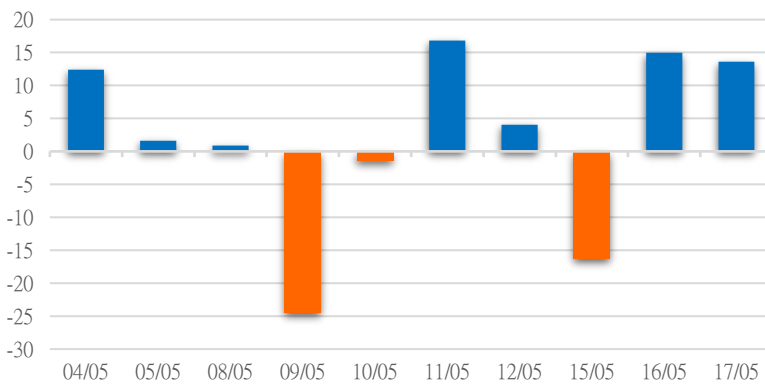
HSX 外資每日買/賣超



證券代碼	買超金額 (Mil.VND)	證券代碼	賣超金額 (Mil.VND)
HPG	215,584	VNM	84,898
VHM	74,539	SHB	49,258
POW	34,083	STB	47,125
VIC	32,036	CTG	41,864
VRE	29,938	KBC	34,509

HSX 外資買/賣超的前 5 名

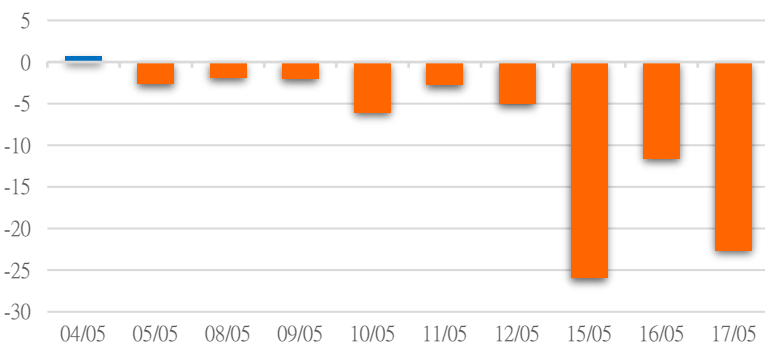
HNX 外資每日買/賣超



證券代碼	買超金額 (Mil.VND)	證券代碼	賣超金額 (Mil.VND)
DTD	4,593	PVS	3,059
TNG	3,959	BVS	366
IDC	2,433	TFC	188
TVD	1,500	ONE	170
SLS	1,106	SJ1	169

HNX 外資買/賣超的前 5 名

UPCOM 外資每日買/賣超



證券代碼	買超金額 (Mil.VND)	證券代碼	賣超金額 (Mil.VND)
LTG	7,800	QNS	24,312
CST	1,121	VTP	3,168
DDV	688	MPC	2,106
DRI	597	BSR	1,669
PAT	562	MCH	1,473

UPCOM 外資買/賣超的前 5 名

源: FiiPro - YSVN

自營統計

證券代碼	買超金額 (Mil.VND)	證券代碼	賣超金額 (Mil.VND)
HPG	27,337	VPB	11,219
SSI	24,249	DXS	10,773
VHM	19,481	FUESSVFL	5,031
VNM	19,365	BWE	2,735
VIC	18,494	TPB	1,779

HSX 自營交易最大前名

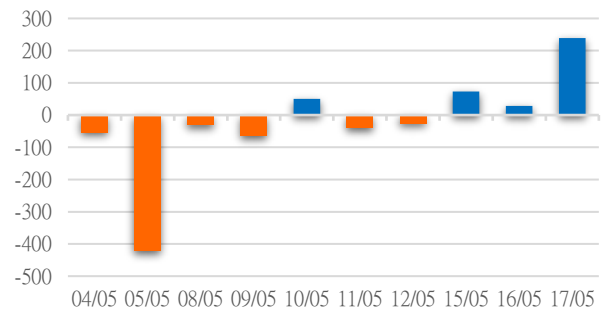
證券代碼	買超金額 (Mil.VND)	證券代碼	賣超金額 (Mil.VND)
DTD	12,368.53	PVS	1,888
DDG	515.00	TNG	734.8
VCS	151.80	PVI	78.1
IDV	97.15		
PLC	70.98		

HNX 自營交易最大前名

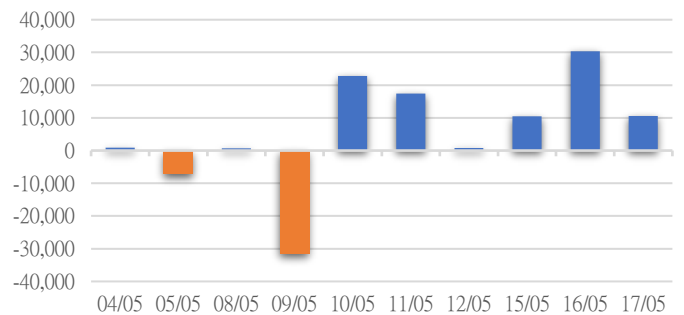
證券代碼	買超金額 (Mil.VND)	證券代碼	賣超金額 (Mil.VND)
MCH	4,472.81	QNS	2,342
		C4G	1,320
		TID	47.0

UPCoM 自營交易最大前名

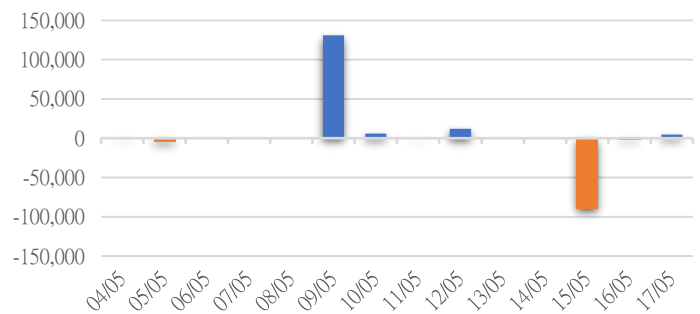
HSX 自營交易每日買/賣超 (Bil.VND)



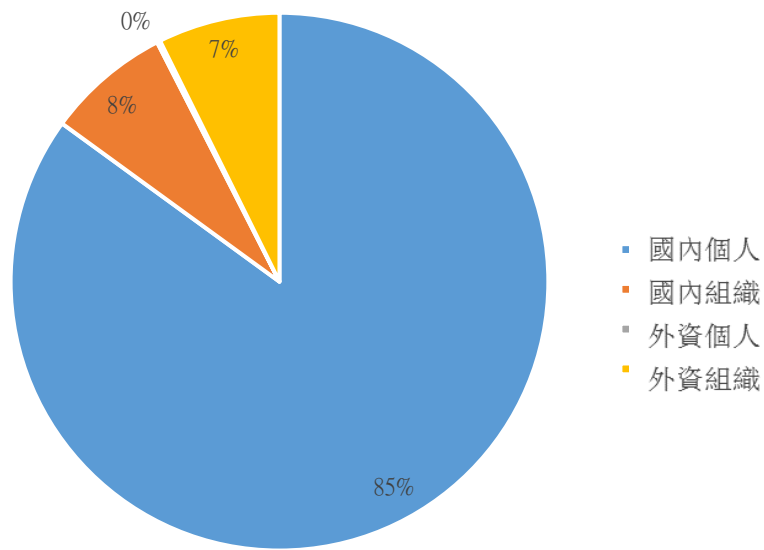
HNX 自營交易每日買/賣超 (Mil.VND)



UPCoM 自營交易每日買/賣超 (Mil.VND)

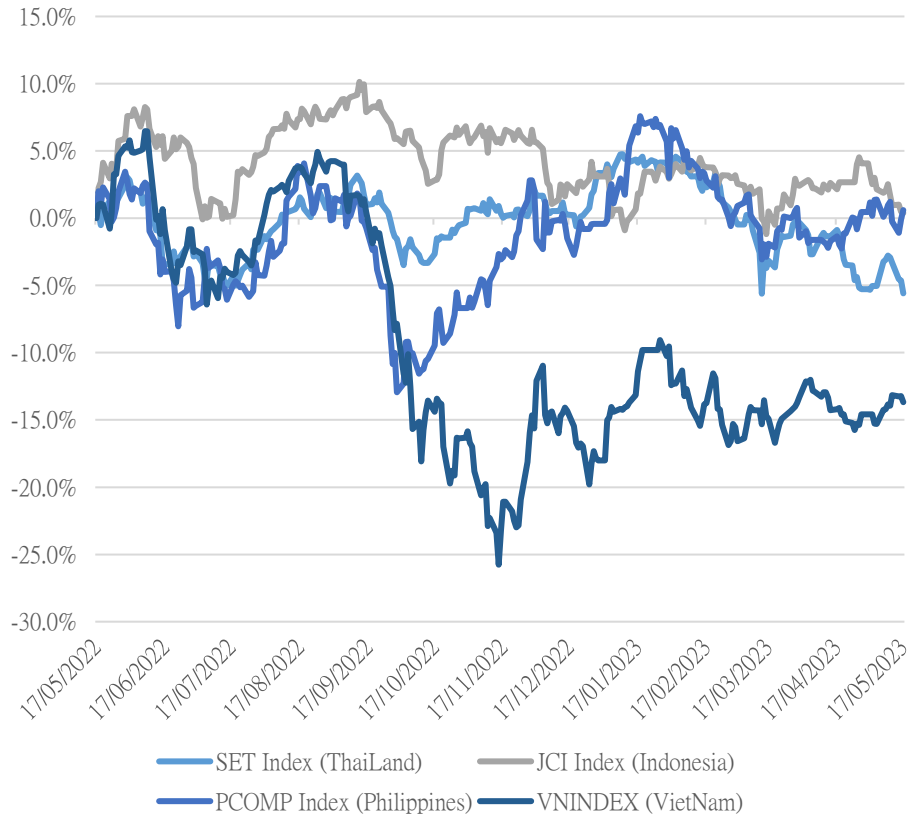


越南證券市場投資人類別統計



資料源: FiinPro – YSVN

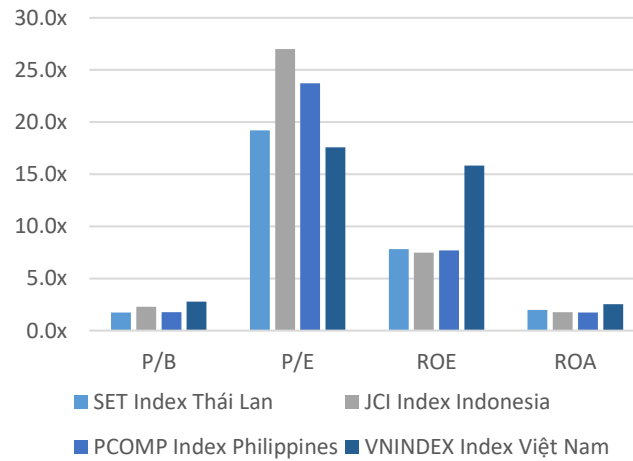
東南亞主要市場走勢比較



東南亞主要市場數據

		Thailand	Indonesia	Philippines	Vietnam
P/B		1.5x	1.9x	1.6x	1.6x
P/E		20.1x	14.4x	14.2x	14.5x
ROE	%	8.38	12.03	10.88	12.85
ROA	%	2.15	3.40	2.38	2.04
Vốn hóa	Tỷ USD	550.35	638.54	166.92	181.31
GTGD	Triệu USD	1.44	0.53	0.05	0.41
LS cổ tức	%	3.19	4.13	2.41	1.79

源: Bloomberg & YSVN



元大證券（越南）公司**個人客戶分析部**

Nguyễn Thế Minh
研究分析經理
+84 28 3622 6868 ext 3826
minh.nguyen@yuanta.com.vn

Lý Thị Hiền
研究分析主管
+84 28 3622 6868 ext 3908
hien.ly@yuanta.com.vn

Quách Đức Khánh
研究分析副主管
+84 28 3622 6868 ext 3833
khanh.quach@yuanta.com.vn

Khổng Hữu Hiệp
高級分析專員
+84 28 3622 6868 ext 3912
hiep.khong@yuanta.com.vn

Nguyễn Trịnh Ngọc Hồng
高級分析專員
+84 28 3622 6868 ext 3832
hong.nguyen@yuanta.com.vn

Phạm Tấn Phát
高級分析專員
+84 28 3622 6868 ext 3880
phat.pham@yuanta.com.vn

個人客戶業務部

Phạm Đắc Thành
北部分行經理
+84 28 3622 6868 ext 3416
thanh.pham@yuanta.com.vn

Võ Thị Thu Thủy
平陽分行經理
+84 28 3622 6868 ext 3505
thuy.vo@yuanta.com.vn

Lương Kỳ Ty
堤岸分行經理
+84 28 3622 6868 ext 3653
ty.luong@yuanta.com.vn

Bùi Quốc Phong
同奈分行經理
+84 28 3622 6868 ext 3701
phong.bui@yuanta.com.vn

Võ Đình Tuấn
峴港分行經理
+84 28 3622 6868 ext 3301
tuan.vo@yuanta.com.vn

Nguyễn Việt Quang
河內分行經理
+84 28 3622 6868 ext 3404
quang.nguyen@yuanta.com.vn

Đinh Thị Thu Cúc
頭頓分行經理
+84 28 3622 6868 ext 3203
cuc.dinh@yuanta.com.vn

Appendix A: Important Disclosures

Analyst Certification

Each research analyst primarily responsible for the content of this research report, in whole or in part, certifies that with respect to each security or issuer that the analyst covered in this report: (1) all of the views expressed accurately reflect his or her personal views about those securities or issuers; and (2) no part of his or her compensation was, is, or will be, directly or indirectly, related to the specific recommendations or views expressed by that research analyst in the research report.

Ratings Definitions

BUY: We have a positive outlook on the stock based on our expected absolute or relative return over the investment period. Our thesis is based on our analysis of the company's outlook, financial performance, catalysts, valuation and risk profile. We recommend investors add to their position.

HOLD-Outperform: In our view, the stock's fundamentals are relatively more attractive than peers at the current price. Our thesis is based on our analysis of the company's outlook, financial performance, catalysts, valuation and risk profile.

HOLD-Underperform: In our view, the stock's fundamentals are relatively less attractive than peers at the current price. Our thesis is based on our analysis of the company's outlook, financial performance, catalysts, valuation and risk profile.

SELL: We have a negative outlook on the stock based on our expected absolute or relative return over the investment period. Our thesis is based on our analysis of the company's outlook, financial performance, catalysts, valuation and risk profile. We recommend investors reduce their position.

Under Review: We actively follow the company, although our estimates, rating and target price are under review.

Restricted: The rating and target price have been suspended temporarily to comply with applicable regulations and/or Yuanta policies.

Note: Yuanta research coverage with a Target Price is based on an investment period of 12 months. Greater China Discovery Series coverage does not have a formal 12 month Target Price and the recommendation is based on an investment period specified by the analyst in the report.

Global Disclaimer

© 2018 Yuanta. All rights reserved. The information in this report has been compiled from sources we believe to be reliable, but we do not hold ourselves responsible for its completeness or accuracy. It is not an offer to sell or solicitation of an offer to buy any securities. All opinions and estimates included in this report constitute our judgment as of this date and are subject to change without notice.

This report provides general information only. Neither the information nor any opinion expressed herein constitutes an offer or invitation to make an offer to buy or sell securities or other investments. This material is prepared for general circulation to clients and is not intended to provide tailored investment advice and does not take into account the individual financial situation and objectives of any specific person who may receive this report. Investors should seek financial advice regarding the appropriateness of investing in any securities, investments or investment strategies discussed or recommended in this report. The information contained in this report has been compiled from sources believed to be reliable but no representation or warranty, express or implied, is made as to its accuracy, completeness or correctness. This report is not (and should not be construed as) a solicitation to act as securities broker or dealer in any jurisdiction by any person or company that is not legally permitted to carry on such business in that jurisdiction.

Yuanta research is distributed in the United States only to Major U.S. Institutional Investors (as defined in Rule 15a-6 under the Securities Exchange Act of 1934, as amended and SEC staff interpretations thereof). All transactions by a US person in the securities mentioned in this report must be effected through a registered broker-dealer under Section 15 of the Securities Exchange Act of 1934, as amended. Yuanta research is distributed in Taiwan by Yuanta Securities Investment Consulting. Yuanta research is distributed in Hong Kong by Yuanta Securities (Hong Kong) Co. Limited, which is licensed in Hong Kong by the Securities and Futures Commission for regulated activities, including Type 4 regulated activity (advising on securities). In Hong Kong, this research report may not be redistributed, retransmitted or disclosed, in whole or in part or any form or manner, without the express written