

當日市場：市場持續上漲，外資賣超

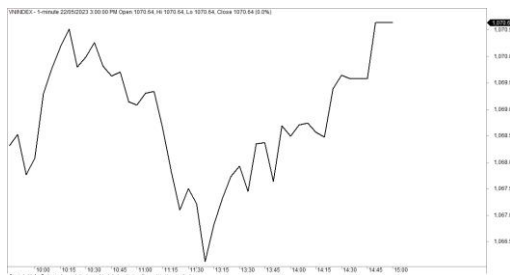
2023/05/23

市場走勢

市場指數	VNI	HNI	UPCOM
收盤	1,070.64	215.90	81.21
%日	0.33%	0.93%	0.16%
%週	0.46%	0.73%	0.91%
%月	2.66%	4.34%	4.13%
%年	-13.71%	-29.68%	-13.71%
成交值(Bil.VND)			
當日	9,763	1,044	442
日均量/週	12,430	1,508	606
日均量/月	11,069	1,368	621
外資進出			
買進	484.97	17.80	9.90
賣出	952.70	5.99	21.70
買賣超	-467.73	11.82	-11.80
市場漲跌家數			
上漲	138	98	149
下跌	305	81	107
持平	56	73	84
市場指標			
P/E	12.65	16.69	13.05
總市值 (兆盾)	4,287	268	1,018
股息殖利率	3.67%	1.56%	6.44%

資料源: Bloomberg – YSVN

VNINDEX



HNIINDEX



市場走勢

在本周的首個交易日，當股市上漲以幫助指數保持漲勢時，上漲勢頭仍然存在。VN-Index 收漲 0.33%，止於 1070.64 點，HNX-Index 和 Upcom-Index 同步分別上漲 0.93% 和 0.16%。3 大市場的交易額均達到 12 兆 7,480 億越南盾。

銀行股處於分化階段，如 TCB、VPB、EIB、OCB、SHB、MBB 等股份商業銀行股錄得良好的漲幅，而 VCB、CTG 下跌。此外，Vingroup（VIC、VHM、VRE、VEF）的股票在最近幾個交易日繼續調整。

現金流集中在房地產股，如 GVR、NLG、KBC、TCD、HBC、CII、FCN 等建築基礎設施錄得良好的漲幅。此外，REE、PGV、NT2 等能源股繼續保持漲幅。

外資在整個市場賣超 4,690 億越南盾，其中 VNM（780 億）、FUEVFNND（590 億）和 VND（530 億）被拋售最多的股票。另一方面，VRE（410 億）、VHM（310 億）、NT2（180 億）在買超方面領先。

市場短期觀點

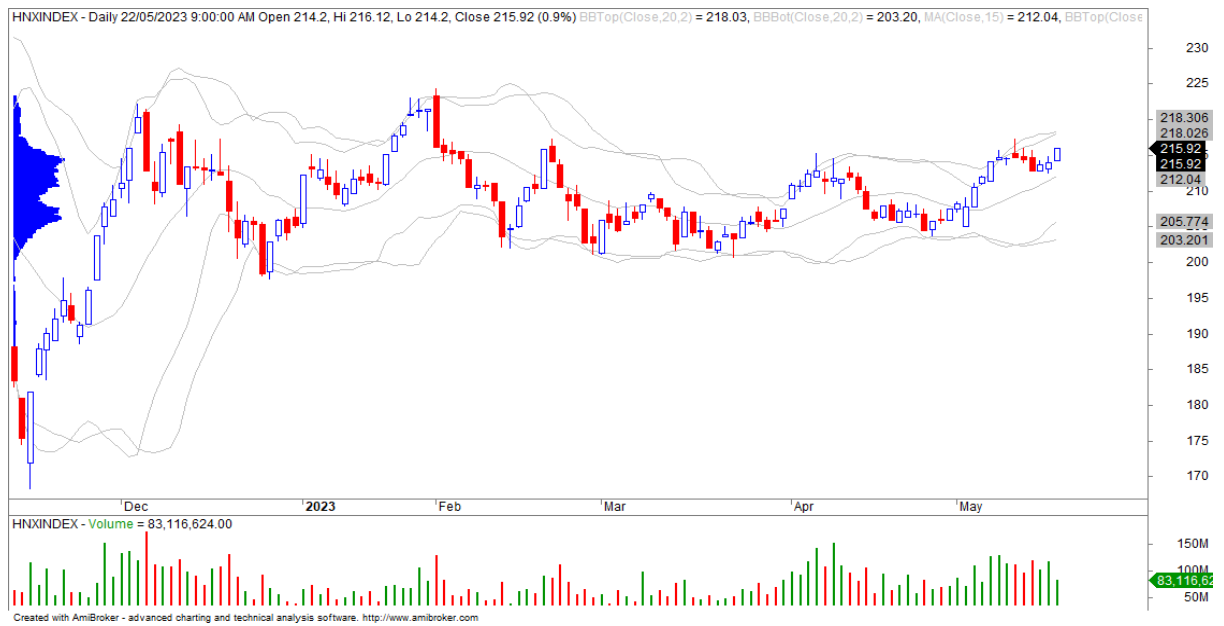
我們認為市場可能會在下個交易日繼續上漲，VN-Index 可能會重新測試 1,080 – 1,085 點的阻力位。同時，我們評估若在接下來的 1-2 個交易日出現調整，VNSmallcaps 指數的風險可能會出現上漲的跡象。此外，短期情緒指標繼續橫盤整理，顯示投資者對市場走勢仍持謹慎態度。大盤的短期趨勢仍是上漲。因此，我們建議短期投資者可以在當前水平持有股票比例，並限制買進新股，同時限制增加短期股票比例，尤其是短期投資者可以考慮以盈利能力高的股票獲利。

請在 <https://ysradar.yuanta.com.vn/> 查看有關股票的信號。

技術分析圖



指數技術分析圖 VN-Index



指數技術分析圖 HNX-Index

指數	短期趨勢	中期趨勢	阻力區 1	阻力區 2	支撐區 1	支撐區 2
VN-Index	上漲	上漲	1110	1130	870	800
HNX-Index	上漲	上漲	197	210	189	160
VN30	上漲	上漲	1120	1140	980	960
VNMidcaps	上漲	上漲	1,030	1200	963	900
VNSmallcaps	上漲	上漲	1000	1150	804	750

胡志明市交易所 (HSX)

	收盤	漲跌%
VNI	1070.64	0.33%
VN30	1073.74	0.46%
VN Mid	1369.01	1.15%
VN Small	1239.42	1.05%

河內交易所 (HSX)

	收盤	漲跌%
HNI	215.9	0.93%
HN30	399.09	1.84%
VNX AllSh	1037.48	0.70%

UPCOM 市場 (UPCoM)

	收盤	漲跌%
UPCoM	81.21	0.16%

外資交易	成交值 (Bil.VND)
買進	484.97
賣出	952.7
買超/賣超	-467.73

外資交易	成交值 (Bil.VND)
買進	17.80
賣出	5.99
買超/賣超	11.82

外資交易	成交值 (Bil.VND)
買進	9.90
賣出	21.70
買超/賣超	-11.80

上漲排名/ 股碼	漲跌(VND)	漲跌%
CII	1050	6.98%
HBC	540	6.88%
PSH	800	6.81%
EVE	1200	6.76%
ADG	2300	6.73%

上漲排名/ 股碼	漲跌(VND)	漲跌%
DDG	800	8.99%
TIG	900	8.57%
PLC	2700	8.04%
BCC	600	5.13%
L18	1800	4.77%

上漲排名/ 股碼	漲跌(VND)	漲跌%
PGB	1736	5.99%
C4G	700	5.51%
G36	451	5.37%
HTG	1780	4.77%
VLC	547	3.44%

下跌排名/ 股碼	漲跌(VND)	漲跌%
TVB	-130	-2.69%
DPM	-850	-2.64%
TLG	-800	-1.43%
ADS	-200	-1.39%
GMD	-700	-1.39%

下跌排名/ 股碼	漲跌(VND)	漲跌%
DVM	-1400	-8.38%
TVC	-500	-8.20%
BVS	-600	-2.52%
SLS	-2000	-1.19%
GKM	-200	-0.53%

下跌排名/ 股碼	漲跌(VND)	漲跌%
VEF	-13657	-8.97%
VNB	-685	-6.06%
BDT	-562	-4.01%
DSC	-706	-2.49%
QNS	-976	-2.14%

*備註: 市值>5,000 億盾; 成交值>15 億盾

市值排名/ 股碼	Bil.VND
VCB	445,803
VHM	235,571
BID	224,598
VIC	200,232
GAS	181,634

市值排名/ 股碼	Bil.VND
THD	14,000
PVS	13,526
IDC	12,804
PVI	11,946
KSF	11,910

市值排名/ 股碼	Bil.VND
ACV	171,740
VGI	66,678
MCH	51,833
BSR	51,341
VEA	50,874

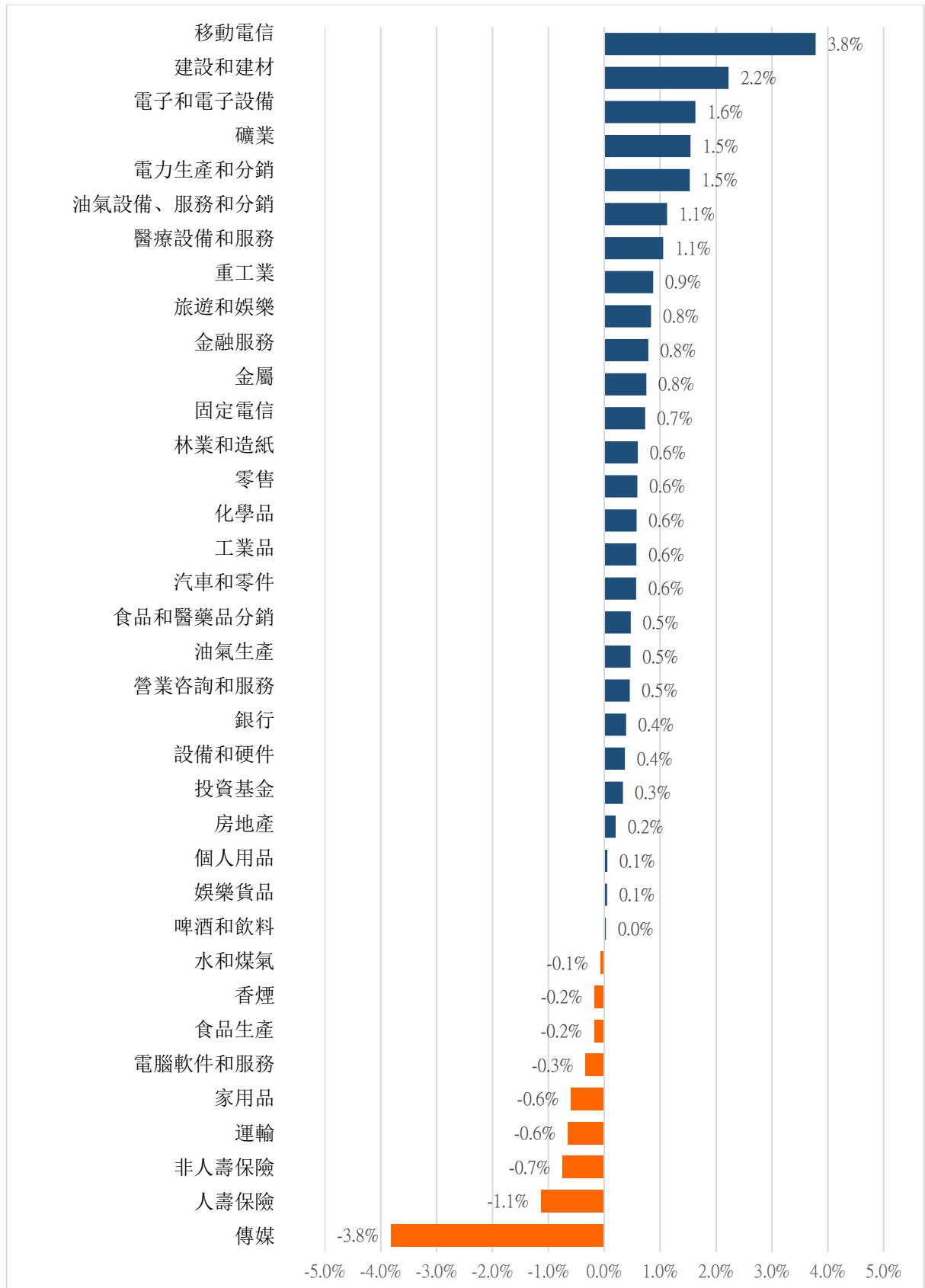
交易量排名/ 股碼	成交值	30 日均
SHB	42,004,400	17,120,566
LCG	24,685,200	5,791,464
VND	24,462,400	17,795,699
GEX	22,491,500	11,138,535
CII	21,487,500	4,334,474

交易量排名/ 股碼	成交值	30 日均
SHS	13,245,306	19,757,338
PVS	7,172,271	4,743,834
CEO	5,015,921	7,785,907
TVC	4,591,556	1,206,002
IDJ	4,079,344	4,001,429

交易量排 名/股碼	成交值	30 日均
BSR	5,636,445	5,541,956
NAB	5,017,941	204,286
VHG	4,286,481	2,398,076
C4G	3,836,466	3,592,458
SBS	2,903,420	3,711,371

資料源: Bloomberg & Yunta Research

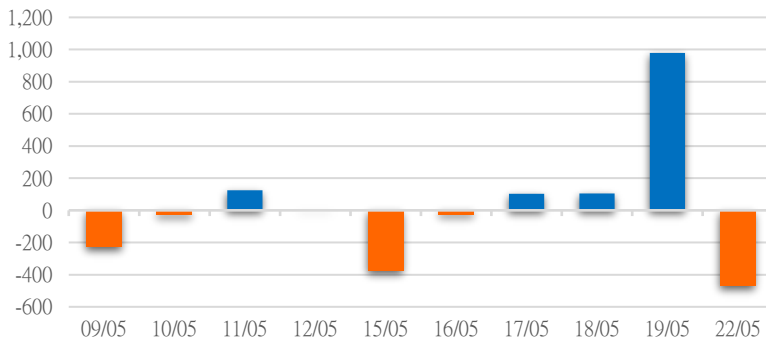
各行業板塊的交易走勢



資料源: FinPro - YSVN

外資買進賣統計

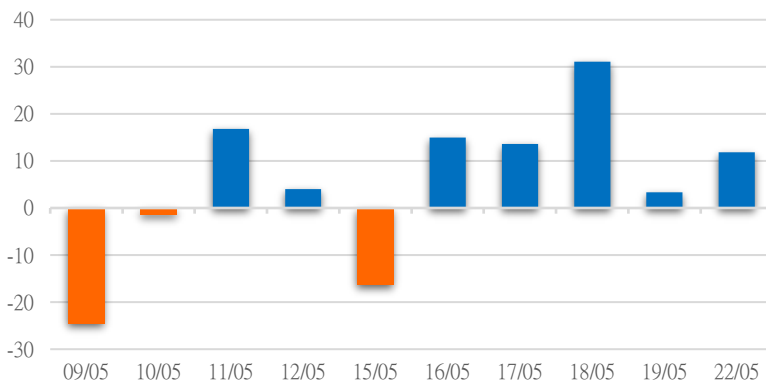
HSX 外資每日買/賣超



證券代碼	買超金額 (Mil.VND)	證券代碼	賣超金額 (Mil.VND)
VRE	40,814	VNM	79,161
VHM	30,678	FUEVFNVD	58,859
NT2	17,603	VND	53,278
PVD	16,291	HPG	51,755
HDG	13,620	DPM	39,518

HSX 外資買/賣超的前 5 名

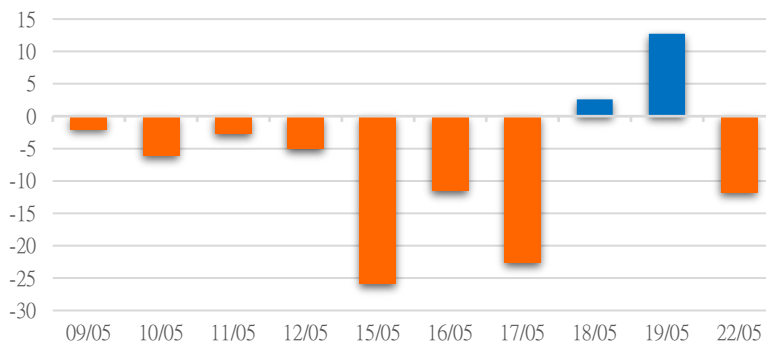
HNX 外資每日買/賣超



證券代碼	買超金額 (Mil.VND)	證券代碼	賣超金額 (Mil.VND)
DTD	6,631	MBG	1,298
MBS	3,941	BVS	1,127
IDJ	2,962	IDC	1,005
TVD	1,224	NVB	498
PVG	843	APS	279

HNX 外資買/賣超的前 5 名

UPCOM 外資每日買/賣超



證券代碼	買超金額 (Mil.VND)	證券代碼	賣超金額 (Mil.VND)
LTG	3,567	QNS	10,302
PHP	648	VTP	5,143
FOC	250	MCH	448
NAB	136	ABI	396
MPC	119	PGB	213

UPCOM 外資買/賣超的前 5 名

源: FinPro - YSVN

自營統計

證券代碼	買超金額 (Mil.VND)	證券代碼	賣超金額 (Mil.VND)
FUEVFN30	71,350	PET	39,832
E1VFN30	38,316	BMP	25,528
FUESSVFL	6,557	TCB	25,426
PVT	6,259	STB	14,095
EIB	4,594	MWG	12,225

HSX 自營交易最大前名

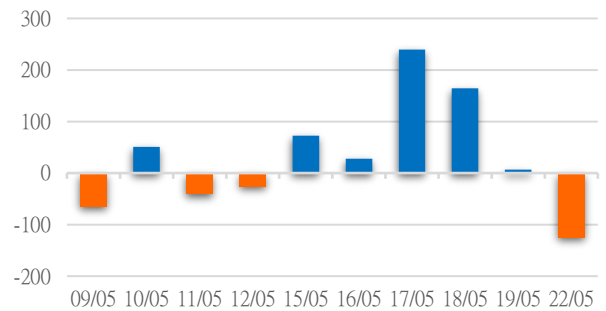
證券代碼	買超金額 (Mil.VND)	證券代碼	賣超金額 (Mil.VND)
SHS	3,330.00	DTD	6,802
DDG	194.00	PLC	74.1

HNX 自營交易最大前名

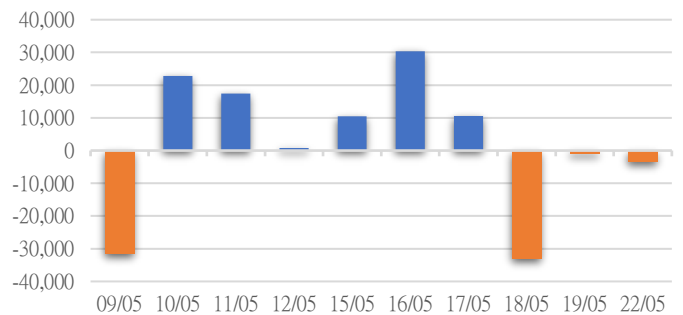
證券代碼	買超金額 (Mil.VND)	證券代碼	賣超金額 (Mil.VND)
MCH	8,497.14		

UPCoM 自營交易最大前名

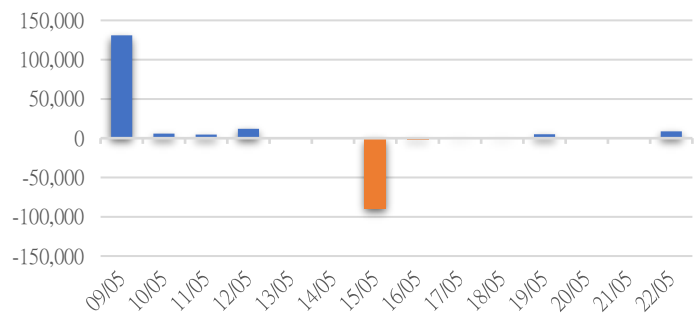
HSX 自營交易每日買/賣超 (BiL.VND)



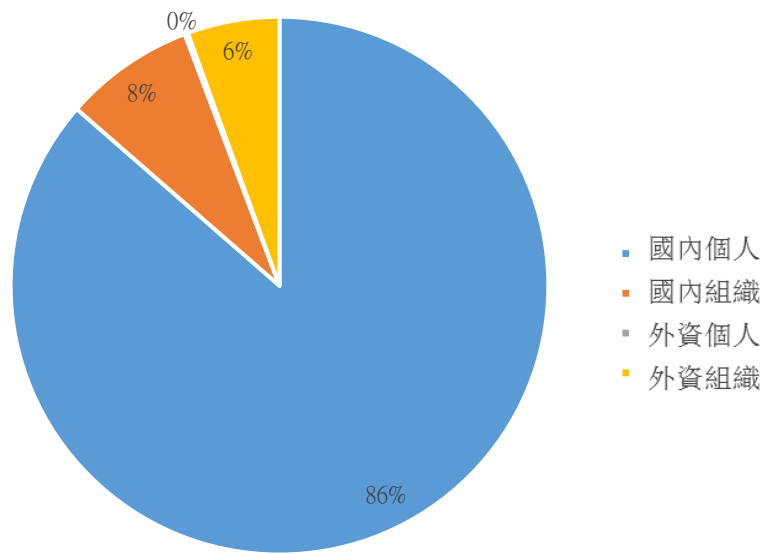
HNX 自營交易每日買/賣超 (Mil.VND)



UPCoM 自營交易每日買/賣超 (Mil.VND)



越南證券市場投資人類別統計



資料源: FiiPro – YSVN

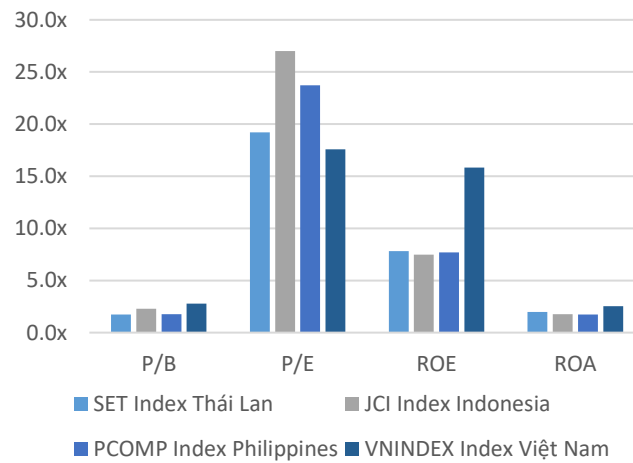
東南亞主要市場走勢比較



東南亞主要市場數據

		Thailand	Indonesia	Philippines	Vietnam
P/B		1.5x	1.9x	1.6x	1.6x
P/E		20.7x	14.5x	14.2x	14.5x
ROE	%	8.31	12.02	10.92	12.84
ROA	%	2.13	3.40	2.40	2.04
Vốn hóa	Tỷ USD	537.57	639.64	169.86	181.57
GTGD	Triệu USD	1.25	0.64	0.06	0.45
LS cổ tức	%	3.20	4.08	2.42	1.76

源: Bloomberg & YSVN



元大證券（越南）公司

個人客戶分析部

Nguyễn Thế Minh
研究分析經理
+84 28 3622 6868 ext 3826
minh.nguyen@yuanta.com.vn

Lý Thị Hiền
研究分析主管
+84 28 3622 6868 ext 3908
hien.ly@yuanta.com.vn

Quách Đức Khánh
研究分析副主管
+84 28 3622 6868 ext 3833
khanh.quach@yuanta.com.vn

Khổng Hữu Hiệp
高級分析專員
+84 28 3622 6868 ext 3912
hiiep.khong@yuanta.com.vn

Nguyễn Trịnh Ngọc Hồng
高級分析專員
+84 28 3622 6868 ext 3832
hong.nguyen@yuanta.com.vn

Phạm Tấn Phát
高級分析專員
+84 28 3622 6868 ext 3880
phat.pham@yuanta.com.vn

個人客戶業務部

Phạm Đắc Thành
北部分行經理
+84 28 3622 6868 ext 3416
thanh.pham@yuanta.com.vn

Võ Thị Thu Thủy
平陽分行經理
+84 28 3622 6868 ext 3505
thuy.vo@yuanta.com.vn

Lương Kỳ Ty
堤岸分行經理
+84 28 3622 6868 ext 3653
ty.luong@yuanta.com.vn

Bùi Quốc Phong
同奈分行經理
+84 28 3622 6868 ext 3701
phong.bui@yuanta.com.vn

Võ Đình Tuấn
峴港分行經理
+84 28 3622 6868 ext 3301
tuan.vo@yuanta.com.vn

Nguyễn Việt Quang
河內分行經理
+84 28 3622 6868 ext 3404
quang.nguyen@yuanta.com.vn

Đinh Thị Thu Cúc
頭頓分行經理
+84 28 3622 6868 ext 3203
cuc.dinh@yuanta.com.vn

Appendix A: Important Disclosures

Analyst Certification

Each research analyst primarily responsible for the content of this research report, in whole or in part, certifies that with respect to each security or issuer that the analyst covered in this report: (1) all of the views expressed accurately reflect his or her personal views about those securities or issuers; and (2) no part of his or her compensation was, is, or will be, directly or indirectly, related to the specific recommendations or views expressed by that research analyst in the research report.

Ratings Definitions

BUY: We have a positive outlook on the stock based on our expected absolute or relative return over the investment period. Our thesis is based on our analysis of the company's outlook, financial performance, catalysts, valuation and risk profile. We recommend investors add to their position.

HOLD-Outperform: In our view, the stock's fundamentals are relatively more attractive than peers at the current price. Our thesis is based on our analysis of the company's outlook, financial performance, catalysts, valuation and risk profile.

HOLD-Underperform: In our view, the stock's fundamentals are relatively less attractive than peers at the current price. Our thesis is based on our analysis of the company's outlook, financial performance, catalysts, valuation and risk profile.

SELL: We have a negative outlook on the stock based on our expected absolute or relative return over the investment period. Our thesis is based on our analysis of the company's outlook, financial performance, catalysts, valuation and risk profile. We recommend investors reduce their position.

Under Review: We actively follow the company, although our estimates, rating and target price are under review.

Restricted: The rating and target price have been suspended temporarily to comply with applicable regulations and/or Yuanta policies.

Note: Yuanta research coverage with a Target Price is based on an investment period of 12 months. Greater China Discovery Series coverage does not have a formal 12 month Target Price and the recommendation is based on an investment period specified by the analyst in the report.

Global Disclaimer

© 2018 Yuanta. All rights reserved. The information in this report has been compiled from sources we believe to be reliable, but we do not hold ourselves responsible for its completeness or accuracy. It is not an offer to sell or solicitation of an offer to buy any securities. All opinions and estimates included in this report constitute our judgment as of this date and are subject to change without notice.

This report provides general information only. Neither the information nor any opinion expressed herein constitutes an offer or invitation to make an offer to buy or sell securities or other investments. This material is prepared for general circulation to clients and is not intended to provide tailored investment advice and does not take into account the individual financial situation and objectives of any specific person who may receive this report. Investors should seek financial advice regarding the appropriateness of investing in any securities, investments or investment strategies discussed or recommended in this report. The information contained in this report has been compiled from sources believed to be reliable but no representation or warranty, express or implied, is made as to its accuracy, completeness or correctness. This report is not (and should not be construed as) a solicitation to act as securities broker or dealer in any jurisdiction by any person or company that is not legally permitted to carry on such business in that jurisdiction.

Yuanta research is distributed in the United States only to Major U.S. Institutional Investors (as defined in Rule 15a-6 under the Securities Exchange Act of 1934, as amended and SEC staff interpretations thereof). All transactions by a US person in the securities mentioned in this report must be effected through a registered broker-dealer under Section 15 of the Securities Exchange Act of 1934, as amended. Yuanta research is distributed in Taiwan by Yuanta Securities Investment Consulting. Yuanta research is distributed in Hong Kong by Yuanta Securities (Hong Kong) Co. Limited, which is licensed in Hong Kong by the Securities and Futures Commission for regulated activities, including Type 4 regulated activity (advising on securities). In Hong Kong, this research report may not be redistributed, retransmitted or disclosed, in whole or in part or any form or manner, without the express written