

當日市場：市場強勁分化，指數收盤下跌

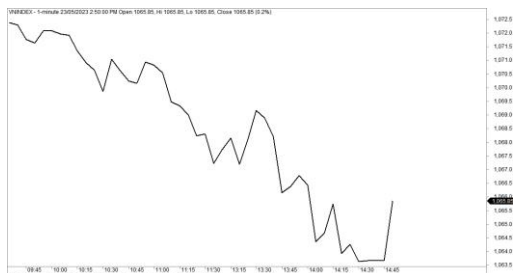
2023/05/24

市場走勢

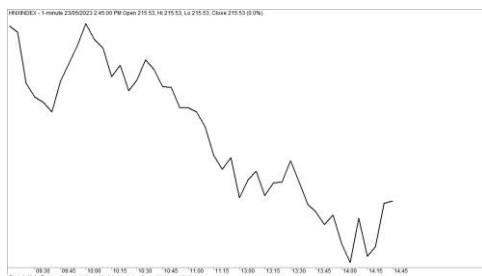
市場指數	VNI	HNI	UPCOM
收盤	1,065.85	215.79	81.00
%日	-0.45%	-0.05%	-0.26%
%週	-0.01%	0.55%	0.42%
%月	2.20%	4.29%	3.86%
%年	-12.55%	-28.23%	-13.49%
成交值(Bil.VND)			
當日	9,763	1,044	442
日均量/週	12,744	1,545	621
日均量/月	11,163	1,386	620
外資進出			
買進	563.51	17.29	5.61
賣出	1,167.70	15.73	10.47
買賣超	-604.18	1.57	-4.85
市場漲跌家數			
上漲	138	81	149
下跌	305	85	107
持平	56	73	84
市場指標			
P/E	12.69	16.88	13.10
總市值 (兆盾)	4,302	270	1,021
股息殖利率	3.68%	1.56%	6.36%

資料源: Bloomberg – YSVN

VNINDEX



HNIINDEX



市場走勢

拋售壓力在尾盤逐漸強勁增加時，漲勢在早盤無法維持直至尾盤。VN-Index 收跌 0.45%，止於 1065.85 點，HNX-Index 和 Upcom-Index 同步分別下跌 0.05% 和 0.26%。3 大市場的交易額均達到 14 兆 780 億越南盾。跌幅再度領先，VHM、MSN、SAB、GAS、BCM 下跌 1-2%，顯示獲利壓力較大，但拋售壓力不大。另一方面，VIC、ACB、POW、PDR、BVH 小幅上漲。

銀行、證券和房地產股均處於分化的走勢，如 HCM、VND、FTS、PDR 和 DIG 上漲，而 NLG、KDH、SSI 和 VIX 下跌。能源股仍然是最積極的板塊，因為 REE (3.3%)、PVG (4.4%) 和基礎設施 (CTR) 積極上漲。

外資在整個市場賣超 6,090 億越南盾，其中 VNM (1,260 億)、MSN (1,260 億) 和 VND (1,060 億) 被拋售最多的股票。另一方面，POW (350 億)、VRE (280 億)、VIC (230 億) 在買超方面領先。

市場短期觀點

我們認為市場在下個交易日可能會繼續調整。與此同時，VNSmallcaps 的短期風險有上漲的跡象，顯示該指數的價格走勢圖可能在未來幾個交易日繼續調整，投資者應在小型股限制買進新股。此外，短期情緒指標繼續下跌，顯示投資者對當前市場走勢繼續保持謹慎態度。從成交量來看，大中型股的拋售壓力有增加的跡象，但我們評估中小型股的風險上漲，因此投資者在當前價格限制考慮投機策略。

大盤的短期趨勢仍是上漲。因此，我們建議短期投資者可以在當前水平繼續持有股票比例，並在此期間限制買進新股。同時，投資者可以考慮賣出一部分盈利能力較高的股票。

請在 <https://ysradar.yuanta.com.vn/> 查看有關股票的信號。

技術分析圖



指數技術分析圖 VN-Index



指數技術分析圖 HNX-Index

指數	短期趨勢	中期趨勢	阻力區 1	阻力區 2	支撐區 1	支撐區 2
VN-Index	上漲	上漲	1110	1130	870	800
HNX-Index	上漲	上漲	197	210	189	160
VN30	上漲	上漲	1120	1140	980	960
VNMidcaps	上漲	上漲	1,030	1200	963	900
VNSmallcaps	上漲	上漲	1000	1150	804	750

胡志明市交易所 (HSX)

	收盤	漲跌%
VNI	1065.85	-0.45%
VN30	1068.05	-0.53%
VN Mid	1367.55	-0.11%
VN Small	1239.12	-0.02%

河內交易所 (HSX)

	收盤	漲跌%
HNI	215.79	-0.05%
HN30	399.81	0.18%
VNX AllSh	1033.61	-0.37%

UPCOM 市場 (UPCoM)

	收盤	漲跌%
UPCoM	81	-0.26%

外資交易	成交值 (Bil.VND)
買進	563.51
賣出	1167.7
買超/賣超	-604.18

外資交易	成交值 (Bil.VND)
買進	17.29
賣出	15.73
買超/賣超	1.57

外資交易	成交值 (Bil.VND)
買進	5.61
賣出	10.47
買超/賣超	-4.85

上漲排名/ 股碼	漲跌(VND)	漲跌%
EVG	310	6.97%
ST8	1400	6.91%
NHA	1100	6.77%
ITC	650	5.80%
CTI	750	5.49%

上漲排名/ 股碼	漲跌(VND)	漲跌%
DVM	1000	6.54%
VIT	900	5.26%
DDG	300	3.09%
LAS	300	2.91%
PVS	800	2.79%

上漲排名/ 股碼	漲跌(VND)	漲跌%
SBS	378	5.32%
VLC	543	3.31%
DDV	238	2.59%
SIP	2290	2.40%
ABB	205	2.30%

下跌排名/ 股碼	漲跌(VND)	漲跌%
VPG	-450	-3.11%
SMC	-300	-2.34%
VNE	-250	-2.26%
MSN	-1600	-2.22%
NLG	-700	-2.10%

下跌排名/ 股碼	漲跌(VND)	漲跌%
TIG	-400	-3.51%
VGS	-500	-3.18%
TVD	-500	-3.07%
L18	-1000	-2.53%
HUT	-400	-2.29%

下跌排名/ 股碼	漲跌(VND)	漲跌%
VEF	-11764	-8.49%
BDT	-1061	-7.92%
DSC	-593	-2.15%
G36	-182	-2.04%
CST	-315	-1.47%

*備註: 市值>5,000 億盾; 成交值>15 億盾

市值排名/ 股碼	Bil.VND
VCB	440,597
VHM	235,571
BID	224,598
VIC	198,706
GAS	181,251

市值排名/ 股碼	Bil.VND
THD	14,035
PVS	13,718
IDC	12,969
KSF	11,940
PVI	11,712

市值排名/ 股碼	Bil.VND
ACV	171,855
VGI	69,238
MCH	52,082
BSR	51,549
VEA	50,901

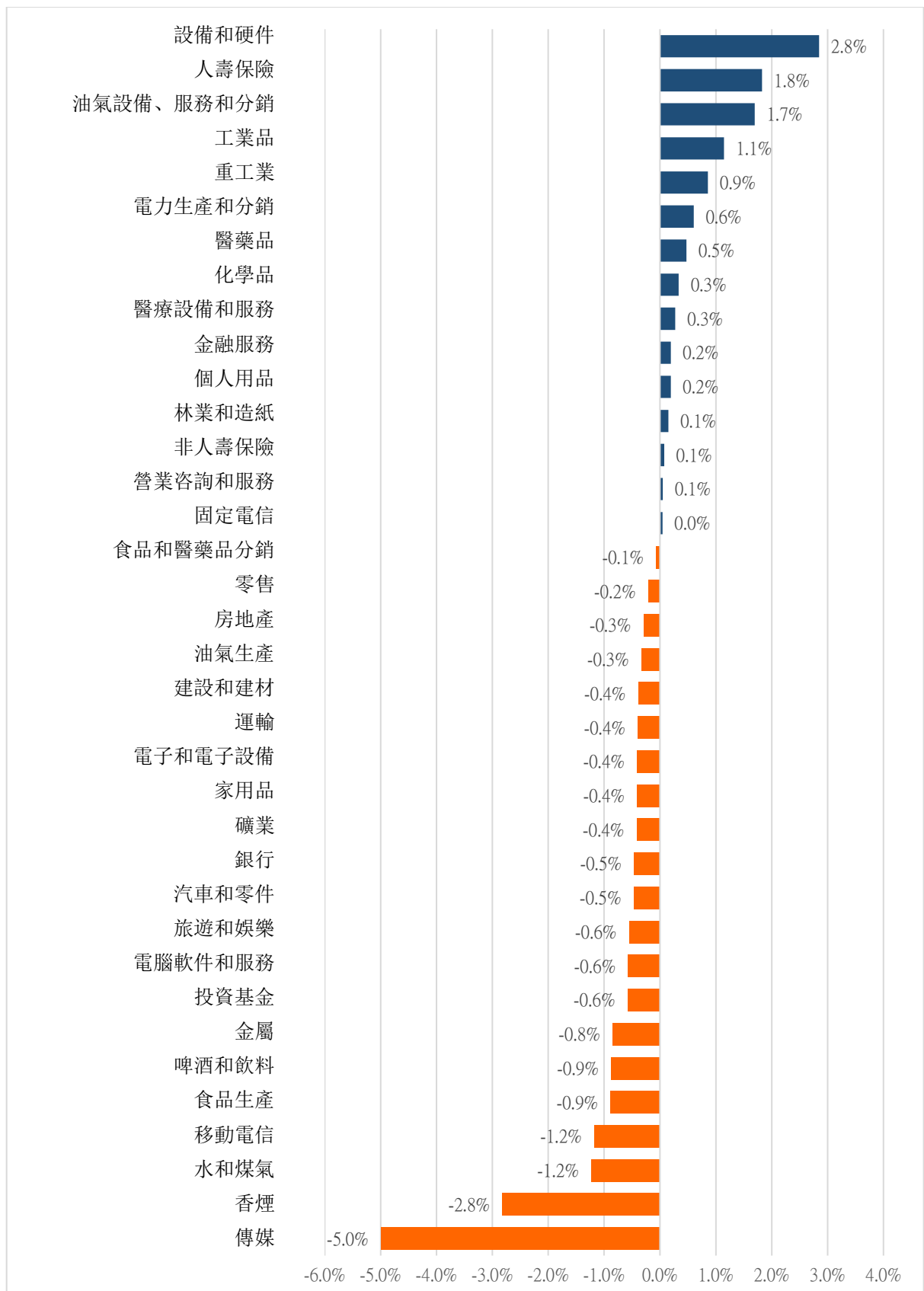
交易量排名/ 股碼	成交值	30 日均
VND	46,123,000	18,714,683
SHB	25,891,700	17,515,874
DIG	21,727,300	24,049,517
ACB	21,722,400	3,706,528
VIX	21,682,300	19,535,181

交易量排名/ 股碼	成交值	30 日均
SHS	24,798,552	19,466,240
PVS	11,898,914	5,043,027
CEO	7,440,555	8,012,743
IDJ	6,843,945	3,985,708
DDG	5,043,369	4,095,573

交易量排 名/股碼	成交值	30 日均
SBS	8,546,596	3,702,822
BSR	7,205,265	5,550,406
C4G	2,479,842	3,786,315
ABB	2,155,444	1,477,734
VHG	2,076,350	2,690,662

資料源: Bloomberg & Yuanta Research

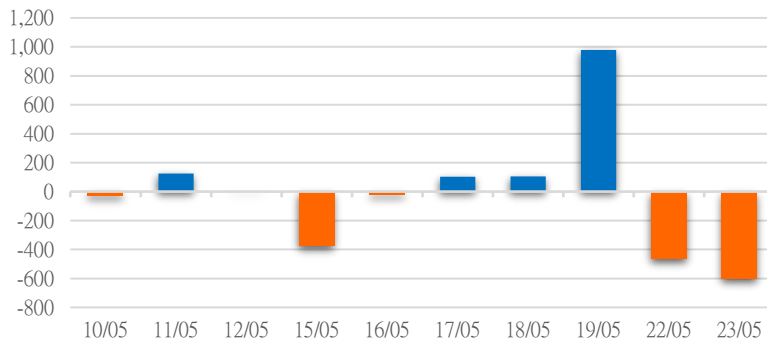
各行業板塊的交易走勢



資料源.: FinPro – YSVN

外資買進賣統計

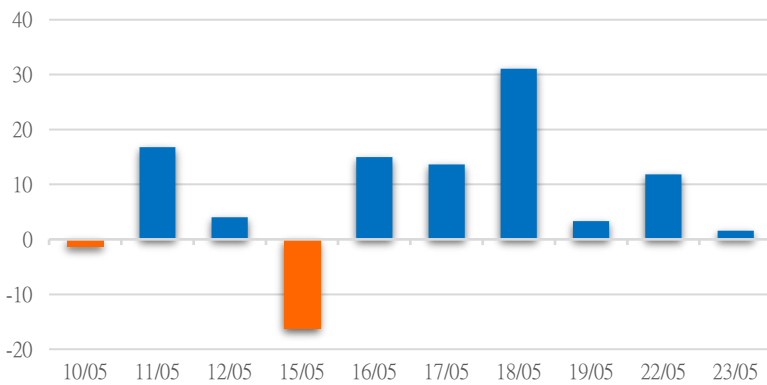
HSX 外資每日買/賣超



證券代碼	買超金額 (Mil.VND)	證券代碼	賣超金額 (Mil.VND)
POW	35,031	VNM	126,311
VRE	28,100	MSN	125,979
VIC	23,442	VND	105,728
SSI	14,233	HPG	58,163
PNJ	11,245	CTG	48,959

HSX 外資買/賣超的前 5 名

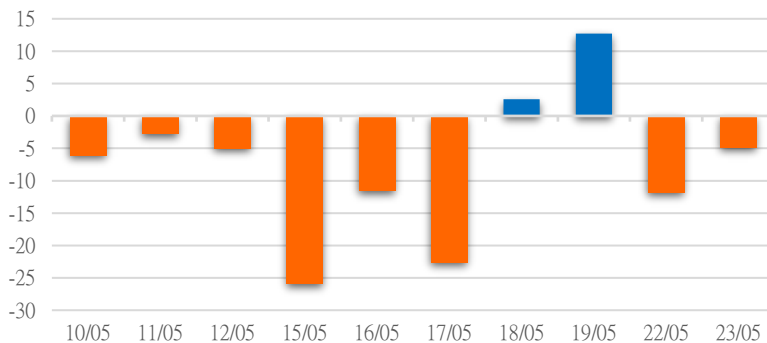
HNX 外資每日買/賣超



證券代碼	買超金額 (Mil.VND)	證券代碼	賣超金額 (Mil.VND)
DTD	12,218	IDJ	4,136
MBS	834	IDC	3,502
PVI	295	PVS	2,247
CEO	286	BVS	931
HVT	259	TNG	910

HNX 外資買/賣超的前 5 名

UPCOM 外資每日買/賣超



證券代碼	買超金額 (Mil.VND)	證券代碼	賣超金額 (Mil.VND)
LTG	1,130	QNS	3,956
CST	1,100	NTC	1,361
MPC	445	BSR	1,039
PHP	319	SIP	663
ACV	180	MCH	473

UPCOM 外資買/賣超的前 5 名

源: FiiPro - YSVN

自營統計

證券代碼	買超金額 (Mil.VND)	證券代碼	賣超金額 (Mil.VND)
E1VFN30	34,076	PET	43,721
HPG	11,768	VNM	11,618
VND	6,478	FPT	11,378
VPB	4,362	VHM	9,484
ACB	4,189	HDG	6,346

HSX 自營交易最大前名

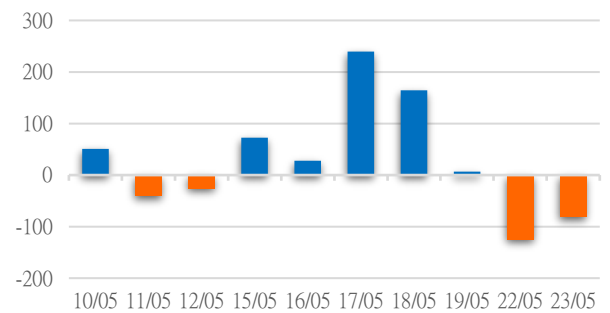
證券代碼	買超金額 (Mil.VND)	證券代碼	賣超金額 (Mil.VND)
SHS	2,240.00	PVS	11,615
		DTD	7,010.9

HNX 自營交易最大前名

證券代碼	買超金額 (Mil.VND)	證券代碼	賣超金額 (Mil.VND)
MCH	1,533.38		

UPCoM 自營交易最大前名

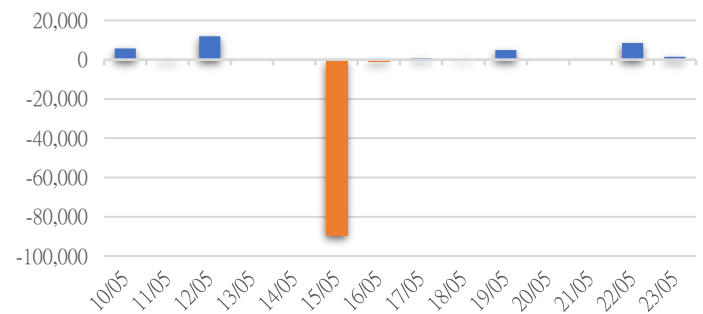
HSX 自營交易每日買/賣超 (Bil.VND)



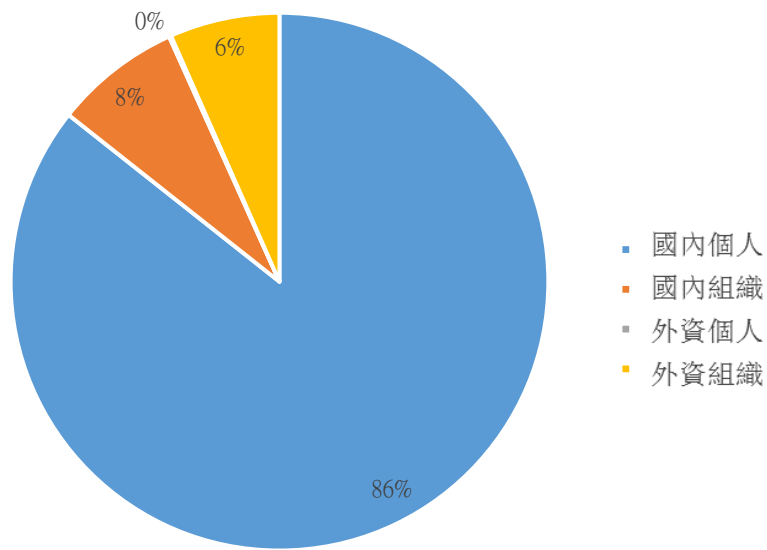
HNX 自營交易每日買/賣超 (Mil.VND)



UPCoM 自營交易每日買/賣超 (Mil.VND)



越南證券市場投資人類別統計



資料源: FiiPro – YSVN

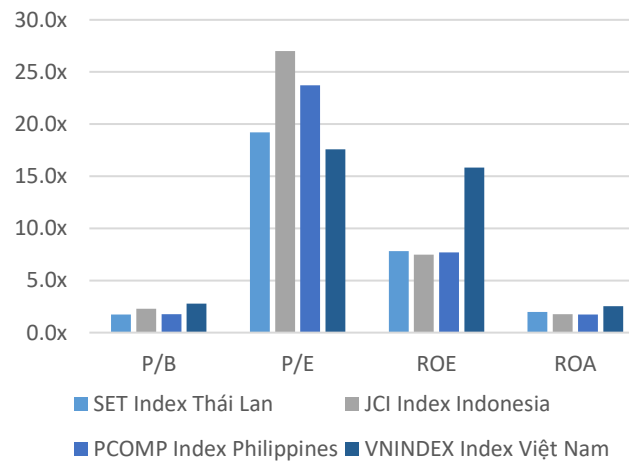
東南亞主要市場走勢比較



東南亞主要市場數據

		Thailand	Indonesia	Philippines	Vietnam
P/B		1.5x	1.9x	1.6x	1.6x
P/E		20.7x	14.5x	14.2x	14.5x
ROE	%	8.31	12.02	10.92	12.84
ROA	%	2.13	3.40	2.40	2.04
Vốn hóa	Tỷ USD	537.57	639.64	169.86	181.57
GTGD	Triệu USD	1.25	0.64	0.06	0.45
LS cổ tức	%	3.20	4.08	2.42	1.76

源: Bloomberg & YSVN



元大證券（越南）公司

個人客戶分析部

Nguyễn Thế Minh
研究分析經理
+84 28 3622 6868 ext 3826
minh.nguyen@yuanta.com.vn

Lý Thị Hiền
研究分析主管
+84 28 3622 6868 ext 3908
hien.ly@yuanta.com.vn

Quách Đức Khánh
研究分析副主管
+84 28 3622 6868 ext 3833
khanh.quach@yuanta.com.vn

Khổng Hữu Hiệp
高級分析專員
+84 28 3622 6868 ext 3912
hiiep.khong@yuanta.com.vn

Nguyễn Trịnh Ngọc Hồng
高級分析專員
+84 28 3622 6868 ext 3832
hong.nguyen@yuanta.com.vn

Phạm Tấn Phát
高級分析專員
+84 28 3622 6868 ext 3880
phat.pham@yuanta.com.vn

個人客戶業務部

Phạm Đắc Thành
北部分行經理
+84 28 3622 6868 ext 3416
thanh.pham@yuanta.com.vn

Võ Thị Thu Thủy
平陽分行經理
+84 28 3622 6868 ext 3505
thuy.vo@yuanta.com.vn

Lương Kỳ Ty
堤岸分行經理
+84 28 3622 6868 ext 3653
ty.luong@yuanta.com.vn

Bùi Quốc Phong
同奈分行經理
+84 28 3622 6868 ext 3701
phong.bui@yuanta.com.vn

Võ Đình Tuấn
峴港分行經理
+84 28 3622 6868 ext 3301
tuan.vo@yuanta.com.vn

Nguyễn Việt Quang
河內分行經理
+84 28 3622 6868 ext 3404
quang.nguyen@yuanta.com.vn

Đinh Thị Thu Cúc
頭頓分行經理
+84 28 3622 6868 ext 3203
cuc.dinh@yuanta.com.vn

Appendix A: Important Disclosures

Analyst Certification

Each research analyst primarily responsible for the content of this research report, in whole or in part, certifies that with respect to each security or issuer that the analyst covered in this report: (1) all of the views expressed accurately reflect his or her personal views about those securities or issuers; and (2) no part of his or her compensation was, is, or will be, directly or indirectly, related to the specific recommendations or views expressed by that research analyst in the research report.

Ratings Definitions

BUY: We have a positive outlook on the stock based on our expected absolute or relative return over the investment period. Our thesis is based on our analysis of the company's outlook, financial performance, catalysts, valuation and risk profile. We recommend investors add to their position.

HOLD-Outperform: In our view, the stock's fundamentals are relatively more attractive than peers at the current price. Our thesis is based on our analysis of the company's outlook, financial performance, catalysts, valuation and risk profile.

HOLD-Underperform: In our view, the stock's fundamentals are relatively less attractive than peers at the current price. Our thesis is based on our analysis of the company's outlook, financial performance, catalysts, valuation and risk profile.

SELL: We have a negative outlook on the stock based on our expected absolute or relative return over the investment period. Our thesis is based on our analysis of the company's outlook, financial performance, catalysts, valuation and risk profile. We recommend investors reduce their position.

Under Review: We actively follow the company, although our estimates, rating and target price are under review.

Restricted: The rating and target price have been suspended temporarily to comply with applicable regulations and/or Yuanta policies.

Note: Yuanta research coverage with a Target Price is based on an investment period of 12 months. Greater China Discovery Series coverage does not have a formal 12 month Target Price and the recommendation is based on an investment period specified by the analyst in the report.

Global Disclaimer

© 2018 Yuanta. All rights reserved. The information in this report has been compiled from sources we believe to be reliable, but we do not hold ourselves responsible for its completeness or accuracy. It is not an offer to sell or solicitation of an offer to buy any securities. All opinions and estimates included in this report constitute our judgment as of this date and are subject to change without notice.

This report provides general information only. Neither the information nor any opinion expressed herein constitutes an offer or invitation to make an offer to buy or sell securities or other investments. This material is prepared for general circulation to clients and is not intended to provide tailored investment advice and does not take into account the individual financial situation and objectives of any specific person who may receive this report. Investors should seek financial advice regarding the appropriateness of investing in any securities, investments or investment strategies discussed or recommended in this report. The information contained in this report has been compiled from sources believed to be reliable but no representation or warranty, express or implied, is made as to its accuracy, completeness or correctness. This report is not (and should not be construed as) a solicitation to act as securities broker or dealer in any jurisdiction by any person or company that is not legally permitted to carry on such business in that jurisdiction.

Yuanta research is distributed in the United States only to Major U.S. Institutional Investors (as defined in Rule 15a-6 under the Securities Exchange Act of 1934, as amended and SEC staff interpretations thereof). All transactions by a US person in the securities mentioned in this report must be effected through a registered broker-dealer under Section 15 of the Securities Exchange Act of 1934, as amended. Yuanta research is distributed in Taiwan by Yuanta Securities Investment Consulting. Yuanta research is distributed in Hong Kong by Yuanta Securities (Hong Kong) Co. Limited, which is licensed in Hong Kong by the Securities and Futures Commission for regulated activities, including Type 4 regulated activity (advising on securities). In Hong Kong, this research report may not be redistributed, retransmitted or disclosed, in whole or in part or any form or manner, without the express written