

當日市場：指數繼續調整

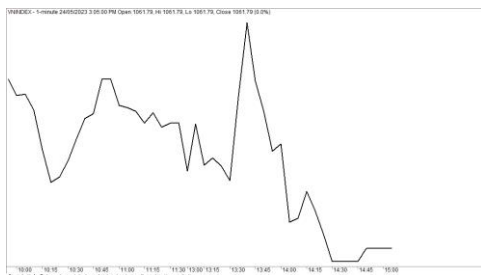
2023/05/25

市場走勢

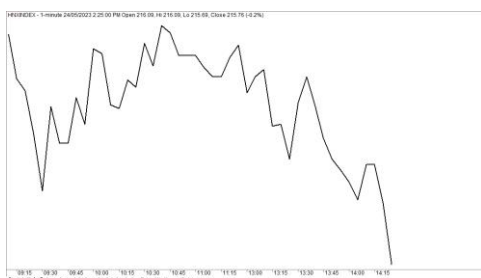
市場指數	VNI	HNI	UPCOM
收盤	1,061.79	215.96	80.93
%日	-0.38%	0.08%	-0.09%
%週	0.13%	1.46%	0.45%
%月	1.96%	4.45%	3.89%
%年	-13.91%	-29.42%	-13.09%
<b>成交值(Bil.VND)</b>			
當日	9,763	1,044	442
日均量/週	12,845	1,516	603
日均量/月	11,293	1,392	618
<b>外資進出</b>			
買進	602.46	24.01	11.08
賣出	1,171.54	9.71	11.05
買賣超	-569.08	14.30	0.03
<b>市場漲跌家數</b>			
上漲	138	75	149
下跌	305	86	107
持平	56	73	84
<b>市場指標</b>			
P/E	12.63	16.90	13.04
總市值 (兆盾)	4,282	270	1,016
股息殖利率	3.68%	1.56%	6.39%

資料源: Bloomberg – YSVN

VNINDEX



HNXINDEX



市場走勢

當國家銀行降低營業利率的消息並未提振市場時，指數收盤下跌。VN-Index 收跌 0.38%，止於 1061.79 點，Upcom-Index 同步下跌 0.09%，而 HNX-Index 反轉上漲 0.08%。3 大市場的交易額均達到 13 兆 2,360 億越南盾。

市場走勢與前一交易日的情況相似，但拋售壓力在尾盤占主導地位。具體而言，VNM、HPG、GVR、POW、STB、TCB 下跌 1-2%。在漲幅方面，VHM (1.5%)、MSN (2%)、NVL (0.4%) 是逆市而行的少數股票。

獲利壓力處於擴散的走勢，導致石油 (PVD、PVS)、能源 (REE) 或證券 (VND、SSI、HCM) 等近期大幅上漲的股票在當日被獲利。FTS (5.8%)、BSI (7%)、ITA (6.8%) 等一些股票逆市而行。

外資在整個市場賣超 5,560 億越南盾，其中 HPG (1,340 億)、VNM (950 億) 和 VND (780 億) 被拋售最多的股票。另一方面，PVS (200 億)、VCI (190 億)、VIC (170 億) 在買超方面領先。

市場短期觀點

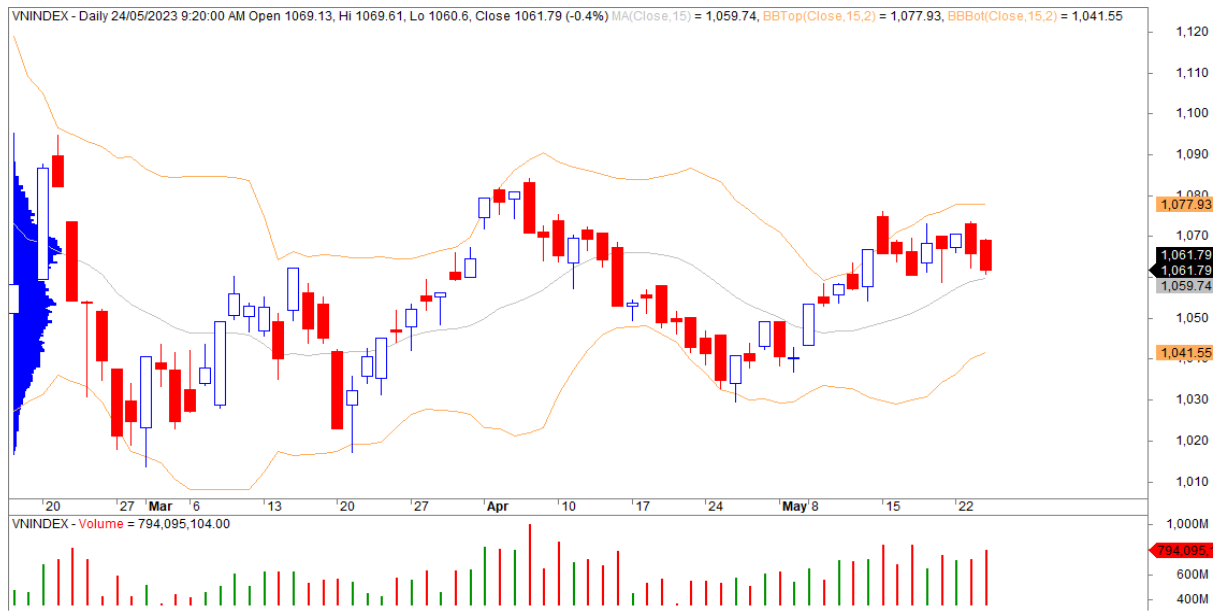
我們認為市場可能在下個交易日繼續調整，VN-Index 可能會重新測試 20 日均線 (即 1,055 點)。同時，我們評估短期風險仍有上漲的跡象，因此短期投資者在本期應限制買進新股，市場在短期內可能會放緩上漲趨勢，主要指數的價格走勢圖可能會在接下來的幾個交易日在窄幅波動，流動性較低。

VNSmallcaps 指數延續短期上漲趨勢，但價格走勢圖仍在阻力位附近交易，因此短期風險仍然較高。

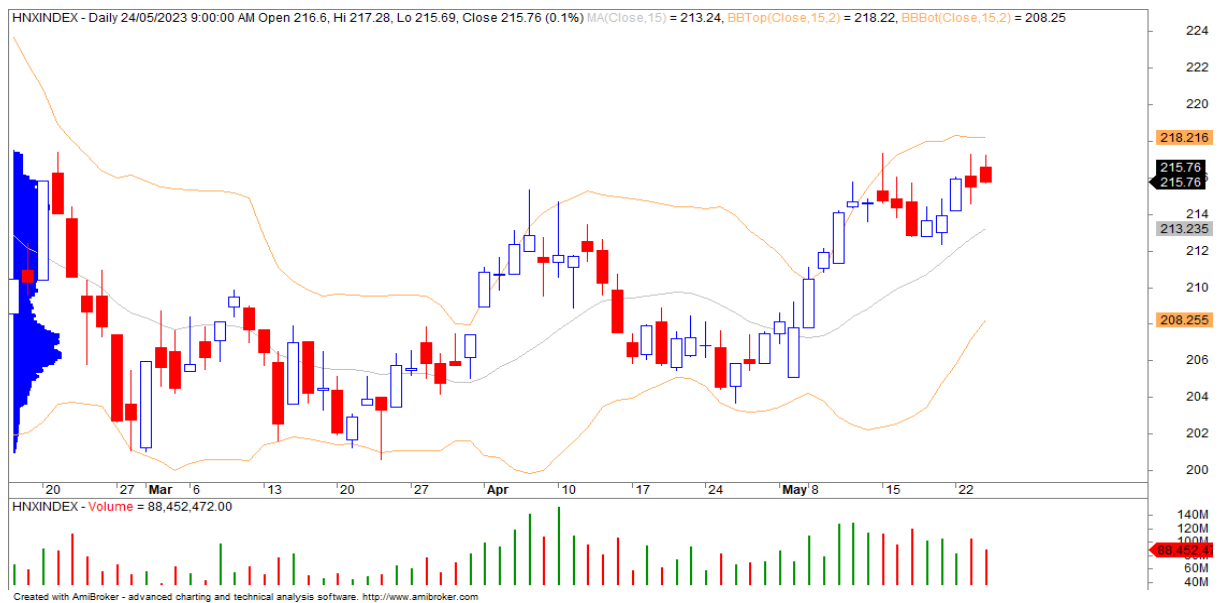
大盤的短期趨勢仍是上漲。因此，我們建議短期投資者可以繼續持有當前水平的股票比例，並在此期間限制買進新股，或者可以考慮過去一段時間大幅上漲的股票來獲利一部分。

請在 <https://ysradar.yuanta.com.vn/> 查看有關股票的信號。

技術分析圖



指數技術分析圖 VN-Index



指數技術分析圖 HNX-Index

指數	短期趨勢	中期趨勢	阻力區 1	阻力區 2	支撐區 1	支撐區 2
VN-Index	上漲	上漲	1110	1130	870	800
HNX-Index	上漲	上漲	197	210	189	160
VN30	上漲	上漲	1120	1140	980	960
VNMidcaps	上漲	上漲	1,030	1200	963	900
VNSmallcaps	上漲	上漲	1000	1150	804	750

**胡志明市交易所 (HSX)**

	收盤	漲跌%
VNI	1061.79	-0.38%
VN30	1061.55	-0.61%
VN Mid	1360.12	-0.54%
VN Small	1245.76	0.54%

**河內交易所 (HSX)**

	收盤	漲跌%
HNI	215.96	0.08%
HN30	399.56	-0.06%
VNX AllSh	1028.36	-0.51%

**UPCOM 市場 (UPCoM)**

	收盤	漲跌%
UPCoM	80.93	-0.09%

外資交易	成交值 (Bil.VND)
買進	602.46
賣出	1171.54
買超/賣超	-569.08

外資交易	成交值 (Bil.VND)
買進	24.01
賣出	9.71
買超/賣超	14.30

外資交易	成交值 (Bil.VND)
買進	11.08
賣出	11.05
買超/賣超	0.03

上漲排名/ 股碼	漲跌(VND)	漲跌%
BSI	2000	6.99%
VNE	750	6.94%
EVG	330	6.93%
ST8	1500	6.93%
NHA	1200	6.92%

上漲排名/ 股碼	漲跌(VND)	漲跌%
DVM	400	2.45%
CSC	800	2.02%
TAR	200	1.36%
HUT	200	1.17%
GKM	400	1.06%

上漲排名/ 股碼	漲跌(VND)	漲跌%
VNB	481	4.67%
NTC	6051	4.39%
SIP	2681	2.74%
DDV	254	2.70%
VEF	3368	2.66%

下跌排名/ 股碼	漲跌(VND)	漲跌%
ADG	-1400	-3.84%
HBC	-260	-3.01%
HPX	-120	-2.99%
LSS	-350	-2.90%
BFC	-500	-2.82%

下跌排名/ 股碼	漲跌(VND)	漲跌%
L18	-1900	-4.94%
PVC	-500	-2.81%
DTD	-800	-2.76%
AMV	-100	-2.17%
API	-300	-2.04%

下跌排名/ 股碼	漲跌(VND)	漲跌%
PGB	-765	-2.61%
TVN	-144	-2.48%
MSR	-289	-1.88%
DRI	-126	-1.54%
VLC	-246	-1.46%

\*備註: 市值>5,000 億盾; 成交值>15 億盾

市值排名/ 股碼	Bil.VND
VCB	439,178
VHM	233,830
BID	221,816
VIC	200,613
GAS	178,380

市值排名/ 股碼	Bil.VND
PVS	14,100
THD	13,930
IDC	12,969
KSF	11,940
PVI	11,712

市值排名/ 股碼	Bil.VND
ACV	170,388
VGI	68,407
MCH	51,993
BSR	51,558
VEA	50,752

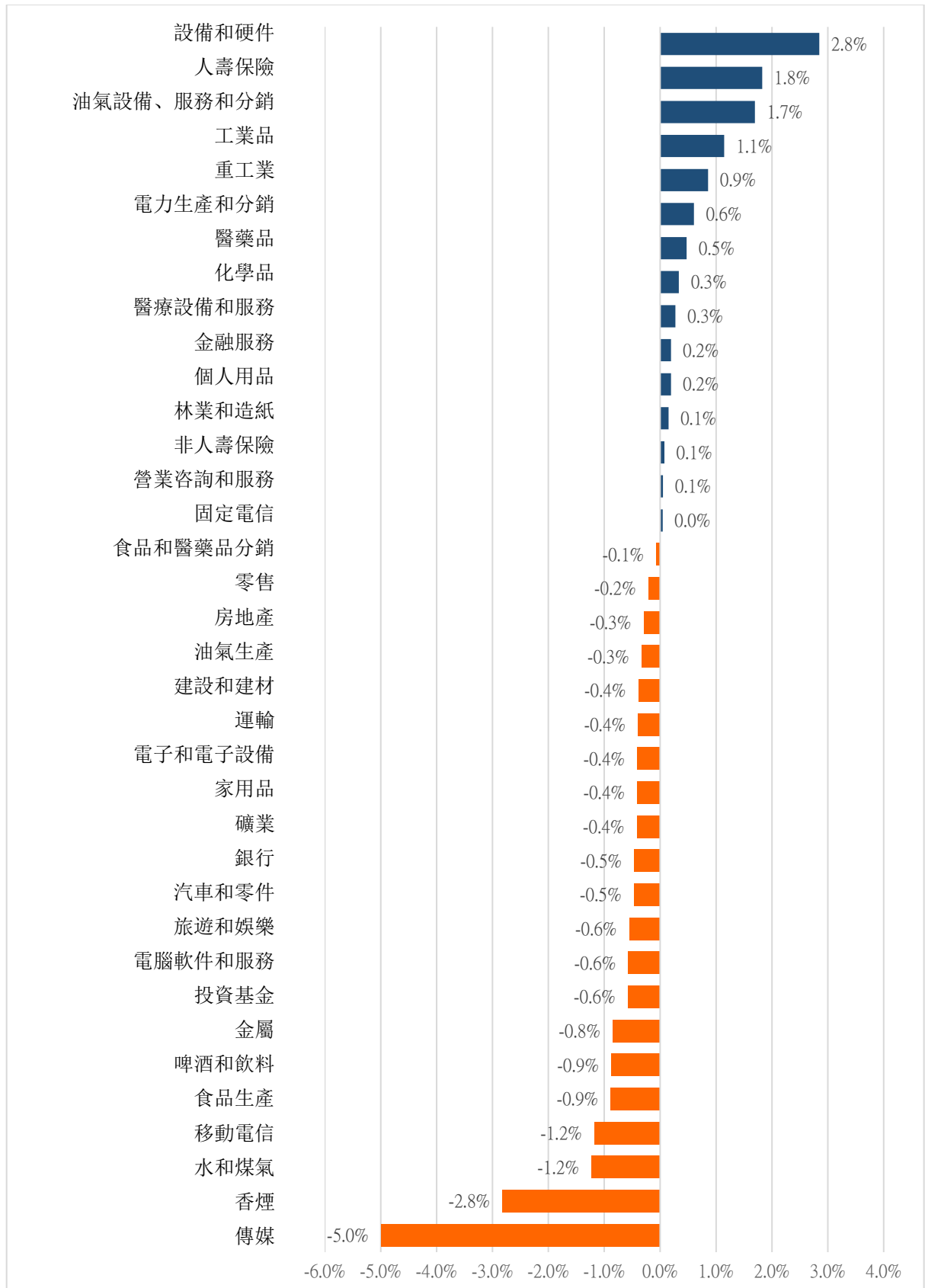
交易量排名/ 股碼	成交值	30 日均
VND	38,542,400	20,157,492
EIB	33,431,900	2,245,272
SHB	28,677,600	17,835,846
DIG	26,309,800	23,927,506
SSI	24,777,300	18,204,451

交易量排名/ 股碼	成交值	30 日均
SHS	14,577,546	19,746,888
PVS	9,185,536	5,401,443
CEO	7,066,666	7,982,627
IDJ	3,922,170	4,136,141
MBS	3,534,715	3,308,027

交易量排 名/股碼	成交值	30 日均
NAB	5,025,359	262,204
BSR	3,761,762	5,632,241
C4G	3,115,657	3,717,553
VHG	3,021,958	2,658,330
SBS	2,529,320	3,957,758

資料源: Bloomberg & Yuanta Research

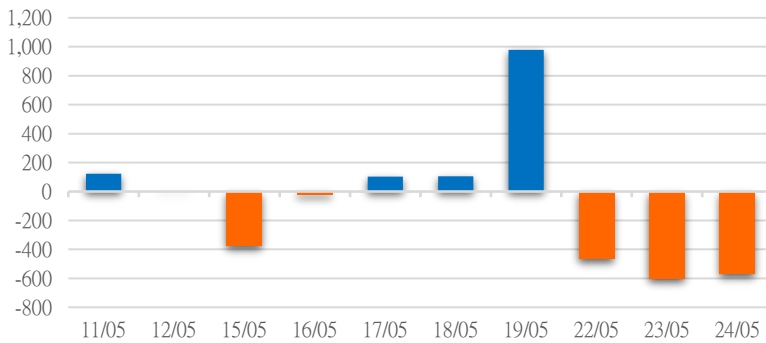
各行業板塊的交易走勢



資料源: FinPro - YSVN

外資買進賣統計

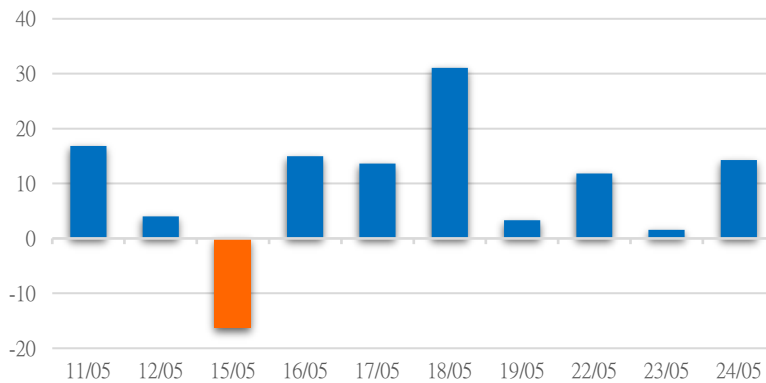
HSX 外資每日買/賣超



證券代碼	買超金額 (Mil.VND)	證券代碼	賣超金額 (Mil.VND)
VCI	19,426	HPG	133,804
VIC	17,222	VNM	95,184
HDB	11,495	VND	77,925
GMD	11,275	KBC	61,987
VHM	9,859	CTG	51,181

HSX 外資買/賣超的前 5 名

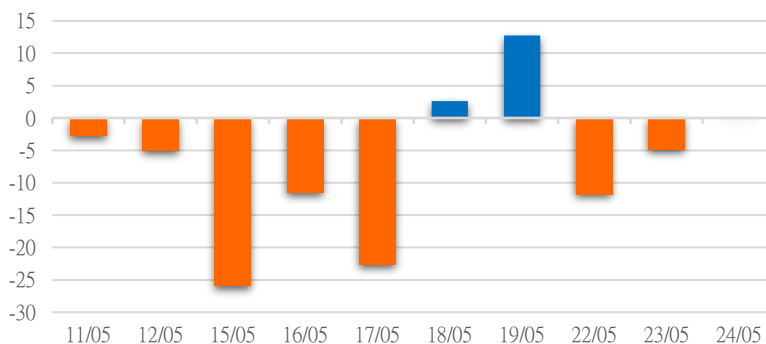
HNX 外資每日買/賣超



證券代碼	買超金額 (Mil.VND)	證券代碼	賣超金額 (Mil.VND)
PVS	20,387	IDJ	4,674
SHS	511	MBS	1,061
SLS	165	BVS	935
PVC	149	PVG	344
PVI	99	NDX	214

HNX 外資買/賣超的前 5 名

UPCOM 外資每日買/賣超



證券代碼	買超金額 (Mil.VND)	證券代碼	賣超金額 (Mil.VND)
LTG	2,292	QNS	2,190
CST	1,049	BSR	1,660
PGB	376	VTP	605
SGI	289	ACV	337
VEA	238	SKV	210

UPCOM 外資買/賣超的前 5 名

源: FiiPro – YSVN

自營統計

證券代碼	買超金額 (Mil.VND)	證券代碼	賣超金額 (Mil.VND)
STB	26,670	E1VFN30	20,690
HPG	24,284	DXS	5,988
FUEVFN30	14,163	EVE	4,455
VNE	10,600	FPT	4,420
VIB	6,560	POW	3,240

HSX 自營交易最大前名

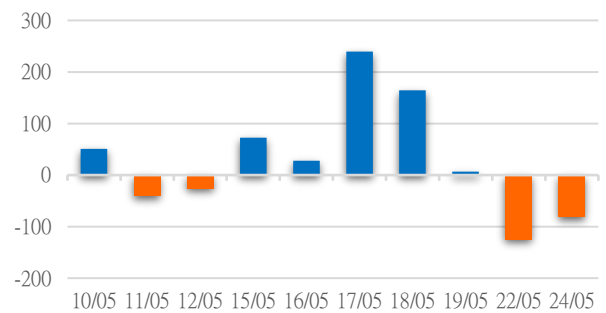
證券代碼	買超金額 (Mil.VND)	證券代碼	賣超金額 (Mil.VND)
PLC	224.28	DTD	2,064
IDV	6.96	SHS	1,121.1

HNX 自營交易最大前名

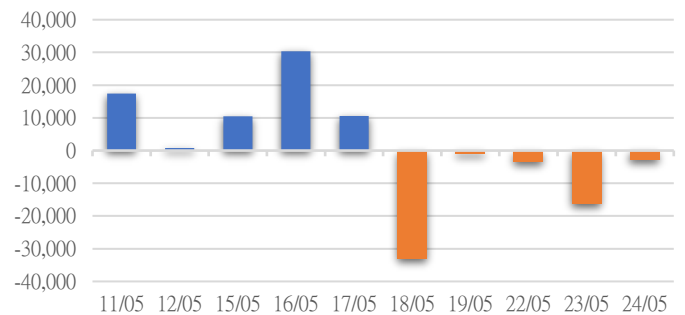
證券代碼	買超金額 (Mil.VND)	證券代碼	賣超金額 (Mil.VND)
TBD	82,000	TID	21
MCH	1,173		

UPCoM 自營交易最大前名

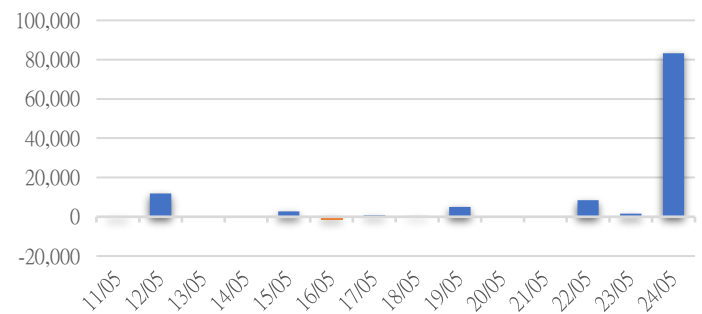
HSX 自營交易每日買/賣超 (BiL.VND)



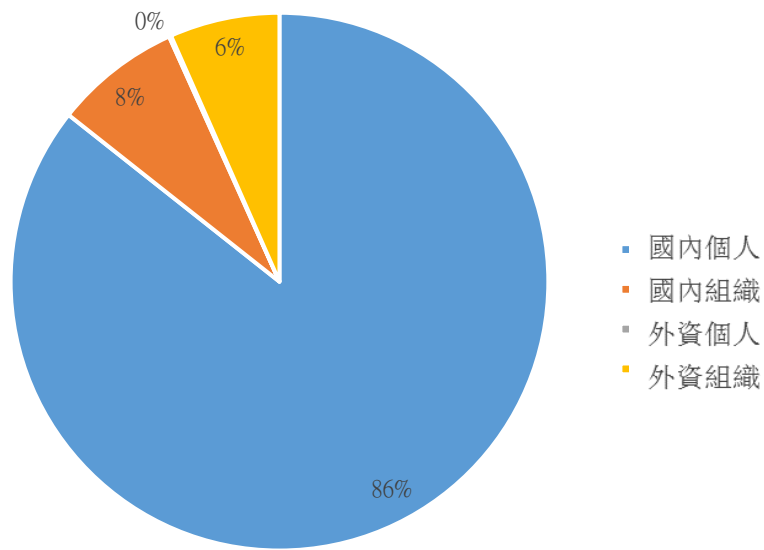
HNX 自營交易每日買/賣超 (Mil.VND)



UPCoM 自營交易每日買/賣超 (Mil.VND)

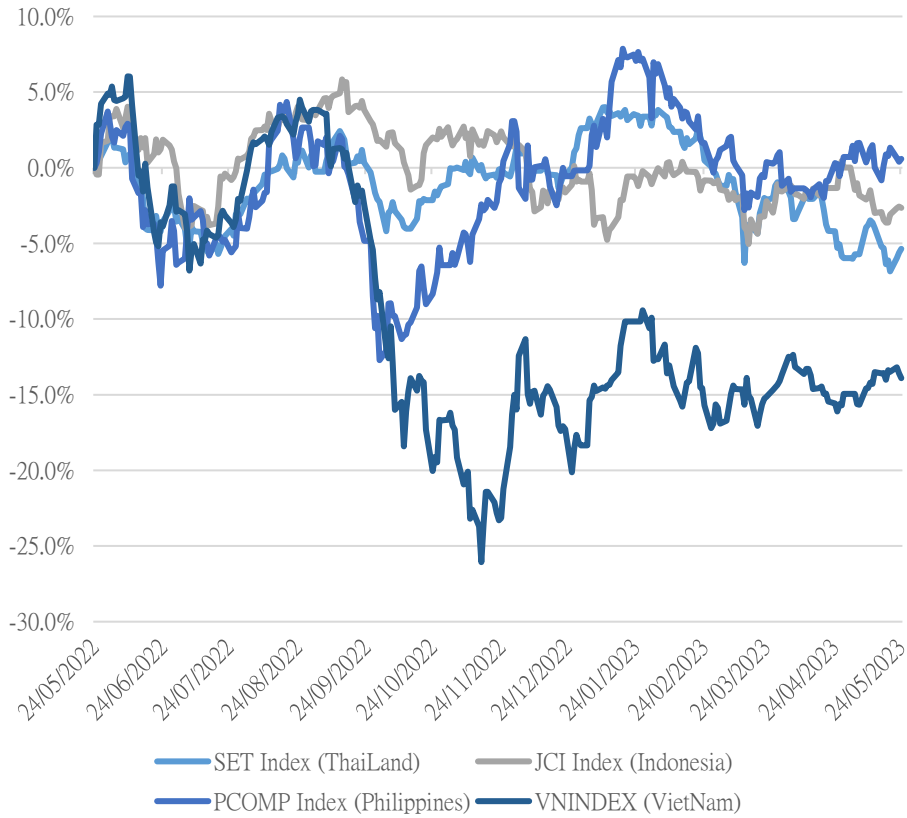


越南證券市場投資人類別統計



資料源: FiinPro – YSVN

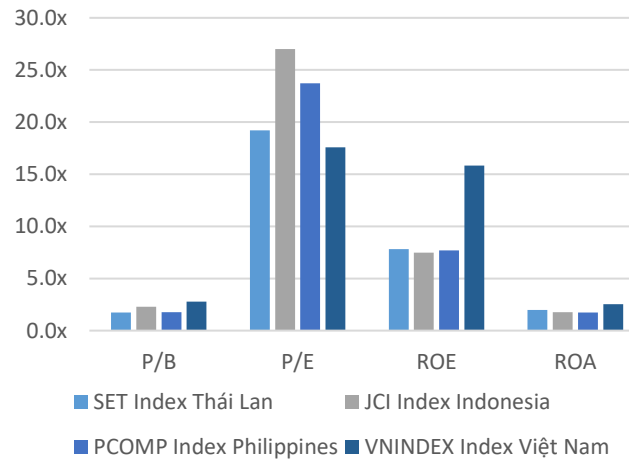
東南亞主要市場走勢比較



東南亞主要市場數據

		Thailand	Indonesia	Philippines	Vietnam
P/B		1.5x	1.9x	1.6x	1.6x
P/E		20.7x	14.5x	14.2x	14.5x
ROE	%	8.31	12.02	10.92	12.84
ROA	%	2.13	3.40	2.40	2.04
Vốn hóa	Tỷ USD	537.57	639.64	169.86	181.57
GTGD	Triệu USD	1.25	0.64	0.06	0.45
LS cổ tức	%	3.20	4.08	2.42	1.76

源: Bloomberg & YSVN





## 元大證券（越南）公司

### 個人客戶分析部

**Nguyễn Thế Minh**  
研究分析經理  
+84 28 3622 6868 ext 3826  
minh.nguyen@yuanta.com.vn

**Lý Thị Hiền**  
研究分析主管  
+84 28 3622 6868 ext 3908  
hien.ly@yuanta.com.vn

**Quách Đức Khánh**  
研究分析副主管  
+84 28 3622 6868 ext 3833  
khanh.quach@yuanta.com.vn

**Khổng Hữu Hiệp**  
高級分析專員  
+84 28 3622 6868 ext 3912  
hiiep.khong@yuanta.com.vn

**Nguyễn Trịnh Ngọc Hồng**  
高級分析專員  
+84 28 3622 6868 ext 3832  
hong.nguyen@yuanta.com.vn

**Phạm Tấn Phát**  
高級分析專員  
+84 28 3622 6868 ext 3880  
phat.pham@yuanta.com.vn

### 個人客戶業務部

**Phạm Đắc Thành**  
北部分行經理  
+84 28 3622 6868 ext 3416  
thanh.pham@yuanta.com.vn

**Võ Thị Thu Thủy**  
平陽分行經理  
+84 28 3622 6868 ext 3505  
thuy.vo@yuanta.com.vn

**Lương Kỳ Ty**  
堤岸分行經理  
+84 28 3622 6868 ext 3653  
ty.luong@yuanta.com.vn

**Bùi Quốc Phong**  
同奈分行經理  
+84 28 3622 6868 ext 3701  
phong.bui@yuanta.com.vn

**Võ Đình Tuấn**  
峴港分行經理  
+84 28 3622 6868 ext 3301  
tuan.vo@yuanta.com.vn

**Nguyễn Việt Quang**  
河內分行經理  
+84 28 3622 6868 ext 3404  
quang.nguyen@yuanta.com.vn

**Đinh Thị Thu Cúc**  
頭頓分行經理  
+84 28 3622 6868 ext 3203  
cuc.dinh@yuanta.com.vn

## Appendix A: Important Disclosures

### Analyst Certification

Each research analyst primarily responsible for the content of this research report, in whole or in part, certifies that with respect to each security or issuer that the analyst covered in this report: (1) all of the views expressed accurately reflect his or her personal views about those securities or issuers; and (2) no part of his or her compensation was, is, or will be, directly or indirectly, related to the specific recommendations or views expressed by that research analyst in the research report.

### Ratings Definitions

**BUY:** We have a positive outlook on the stock based on our expected absolute or relative return over the investment period. Our thesis is based on our analysis of the company's outlook, financial performance, catalysts, valuation and risk profile. We recommend investors add to their position.

**HOLD-Outperform:** In our view, the stock's fundamentals are relatively more attractive than peers at the current price. Our thesis is based on our analysis of the company's outlook, financial performance, catalysts, valuation and risk profile.

**HOLD-Underperform:** In our view, the stock's fundamentals are relatively less attractive than peers at the current price. Our thesis is based on our analysis of the company's outlook, financial performance, catalysts, valuation and risk profile.

**SELL:** We have a negative outlook on the stock based on our expected absolute or relative return over the investment period. Our thesis is based on our analysis of the company's outlook, financial performance, catalysts, valuation and risk profile. We recommend investors reduce their position.

**Under Review:** We actively follow the company, although our estimates, rating and target price are under review.

**Restricted:** The rating and target price have been suspended temporarily to comply with applicable regulations and/or Yuanta policies.

Note: Yuanta research coverage with a Target Price is based on an investment period of 12 months. Greater China Discovery Series coverage does not have a formal 12 month Target Price and the recommendation is based on an investment period specified by the analyst in the report.

### Global Disclaimer

© 2018 Yuanta. All rights reserved. The information in this report has been compiled from sources we believe to be reliable, but we do not hold ourselves responsible for its completeness or accuracy. It is not an offer to sell or solicitation of an offer to buy any securities. All opinions and estimates included in this report constitute our judgment as of this date and are subject to change without notice.

This report provides general information only. Neither the information nor any opinion expressed herein constitutes an offer or invitation to make an offer to buy or sell securities or other investments. This material is prepared for general circulation to clients and is not intended to provide tailored investment advice and does not take into account the individual financial situation and objectives of any specific person who may receive this report. Investors should seek financial advice regarding the appropriateness of investing in any securities, investments or investment strategies discussed or recommended in this report. The information contained in this report has been compiled from sources believed to be reliable but no representation or warranty, express or implied, is made as to its accuracy, completeness or correctness. This report is not (and should not be construed as) a solicitation to act as securities broker or dealer in any jurisdiction by any person or company that is not legally permitted to carry on such business in that jurisdiction.

Yuanta research is distributed in the United States only to Major U.S. Institutional Investors (as defined in Rule 15a-6 under the Securities Exchange Act of 1934, as amended and SEC staff interpretations thereof). All transactions by a US person in the securities mentioned in this report must be effected through a registered broker-dealer under Section 15 of the Securities Exchange Act of 1934, as amended. Yuanta research is distributed in Taiwan by Yuanta Securities Investment Consulting. Yuanta research is distributed in Hong Kong by Yuanta Securities (Hong Kong) Co. Limited, which is licensed in Hong Kong by the Securities and Futures Commission for regulated activities, including Type 4 regulated activity (advising on securities). In Hong Kong, this research report may not be redistributed, retransmitted or disclosed, in whole or in part or any form or manner, without the express written