

當日市場：工業區房地產是亮點

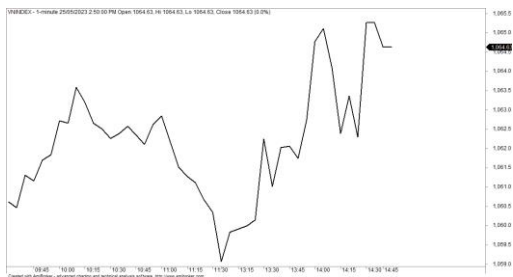
2023/05/26

市場走勢

市場指數	VNI	HNI	UPCOM
收盤	1,064.63	216.78	80.71
%日	0.27%	0.38%	-0.27%
%週	-0.34%	1.77%	-0.25%
%月	2.88%	5.91%	3.49%
%年	-16.07%	-31.16%	-14.84%
成交值(Bil.VND)			
當日	9,763	1,044	442
日均量/週	12,837	1,556	642
日均量/月	11,421	1,434	617
外資進出			
買進	701.15	20.49	8.63
賣出	1,098.33	11.18	13.68
買賣超	-397.17	9.30	-5.05
市場漲跌家數			
上漲	138	38	149
下跌	305	50	107
持平	56	73	84
市場指標			
P/E	12.58	16.89	13.02
總市值 (兆盾)	4,266	270	1,016
股息殖利率	3.68%	1.56%	6.36%

資料源: Bloomberg – YSVN

VNINDEX



HNIINDEX



市場走勢

拋售壓力也有所放緩，指數再次在窄幅波動，顯示市場情緒再次穩定。VN-Index 收盤上漲 0.27%，止於 1064.63 點，HNX-Index 同步上漲 0.38%，而 Upcom-Index 反轉下跌 0.27%。3 大市場的交易額均達到 12 兆 4,840 億越南盾。

當房地產股處於積極的走勢時，如 VHM (1.2%)、VRE (0.2%)、BCM (0.5%)、GVR (4%) 積極上漲，市場情緒再次穩定。此外，GAS (2.4%)、VNM (1.2%)、VCB (0.7%)、FPT (2.3%) 支撐指數的股票。另一方面，HPG、CTG、SAB 和 SSI 在 VN30-Index 中小幅下跌。

當 NTC、SJS、PHR、PVD、PVS 等積極上漲時，工業區房地產、油氣、飲料在當日處於積極的走勢。

外資在整個市場賣超 3,930 億越南盾，其中 HPG (520 億)、VND (460 億)、HSG (370 億) 被拋售最多的股票。另一方面，VIC (220 億)、MSN (120 億)、BID (110 億) 在買超方面領先。

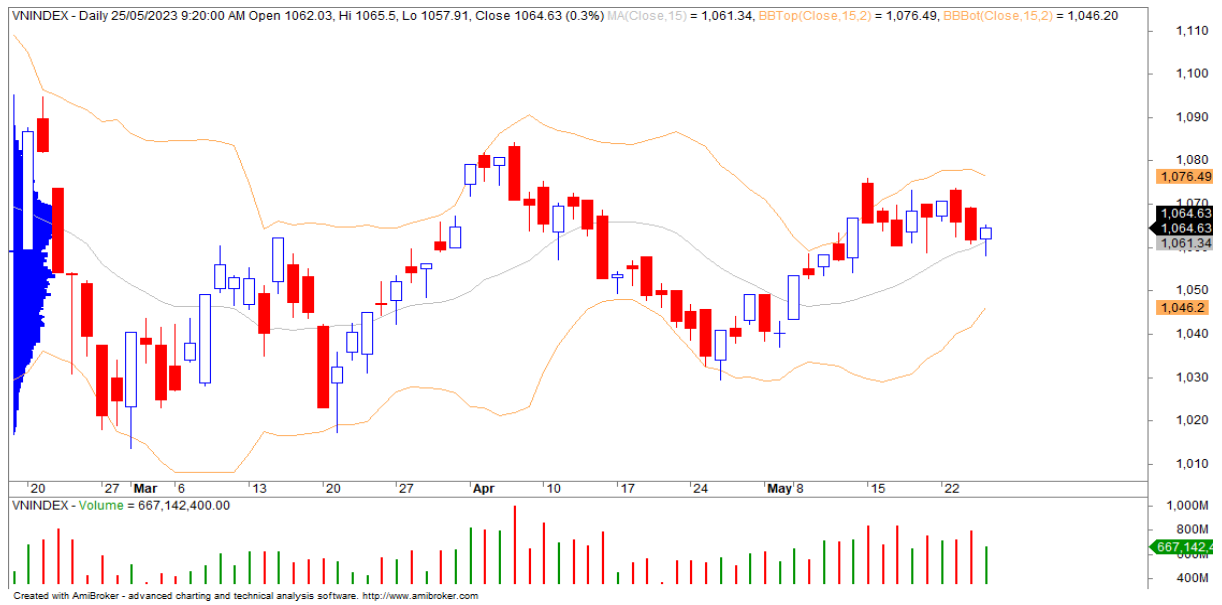
市場短期觀點

我們認為市場可能會繼續在當前水平附近橫盤整理，並下個交易日仍可能會出現調整。同時，市場仍處於短期調整階段，因此指數在未來幾個交易日可能在窄幅波動，流動性較低，但我們認為短期風險有逐步上漲的跡象，因此在未來幾個交易日仍可能會出現調整情景。此外，情緒指標沒有顯著的走勢，顯示投資者對當前的市場走勢沒有明顯的情緒。

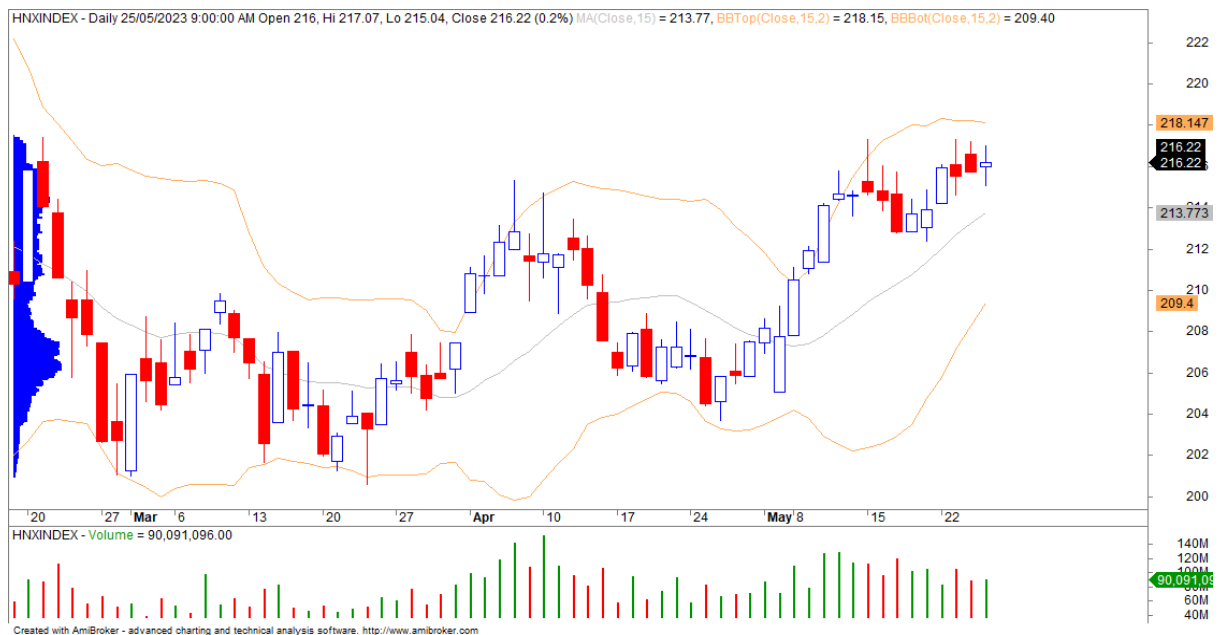
大盤的短期趨勢仍是上漲。因此，我們建議短期投資者可以在當前水平繼續持有股票比例，並限制增加比例和限制買進新股。同時，短期投資者可以考慮在較高盈利能力的股票來獲利一部分。

請在 <https://ysradar.yuanta.com.vn/> 查看有關股票的信號。

技術分析圖



指數技術分析圖 VN-Index



指數技術分析圖 HNX-Index

指數	短期趨勢	中期趨勢	阻力區 1	阻力區 2	支撐區 1	支撐區 2
VN-Index	上漲	上漲	1110	1130	870	800
HNX-Index	上漲	上漲	197	210	189	160
VN30	上漲	上漲	1120	1140	980	960
VNMidcaps	上漲	上漲	1,030	1200	963	900
VNSmallcaps	上漲	上漲	1000	1150	804	750

胡志明市交易所 (HSX)

	收盤	漲跌%
VNI	1064.63	0.27%
VN30	1062.15	0.06%
VN Mid	1357.78	-0.17%
VN Small	1246.11	0.03%

河內交易所 (HSX)

	收盤	漲跌%
HNI	216.78	0.38%
HN30	404.14	1.15%
VNX AllSh	1028.25	-0.01%

UPCOM 市場 (UPCoM)

	收盤	漲跌%
UPCoM	80.71	-0.27%

外資交易	成交值 (Bil.VND)
買進	701.15
賣出	1098.33
買超/賣超	-397.17

外資交易	成交值 (Bil.VND)
買進	20.49
賣出	11.18
買超/賣超	9.30

外資交易	成交值 (Bil.VND)
買進	8.63
賣出	13.68
買超/賣超	-5.05

上漲排名/ 股碼	漲跌(VND)	漲跌%
HHP	800	6.61%
BMP	4100	5.52%
PHR	2350	5.40%
NHA	700	3.77%
BCG	270	3.03%

上漲排名/ 股碼	漲跌(VND)	漲跌%
VC7	800	7.21%
IDC	1800	4.56%
PVC	700	4.05%
PVS	900	3.05%
HUT	500	2.89%

上漲排名/ 股碼	漲跌(VND)	漲跌%
NTC	20982	14.59%
ABI	2698	8.28%
SKV	2009	6.70%
PXL	115	1.83%
VLC	222	1.33%

下跌排名/ 股碼	漲跌(VND)	漲跌%
ORS	-450	-3.20%
FTS	-800	-2.72%
CMX	-240	-2.70%
AGR	-350	-2.68%
NLG	-850	-2.64%

下跌排名/ 股碼	漲跌(VND)	漲跌%
LAS	-400	-3.77%
APS	-500	-3.27%
API	-400	-2.78%
L14	-1100	-2.41%
EVS	-200	-1.80%

下跌排名/ 股碼	漲跌(VND)	漲跌%
DSC	-1144	-4.27%
SBS	-251	-3.35%
VFS	-702	-3.13%
BMS	-231	-2.82%
TCI	-194	-2.04%

*備註: 市值>5,000 億盾; 成交值>15 億盾

市值排名/ 股碼	Bil.VND
BID	220,046
GAS	177,040
HPG	123,855
SAB	101,643
FPT	89,782

市值排名/ 股碼	Bil.VND
PVS	14,100
THD	14,000
IDC	13,035
PVI	11,618
BAB	11,335

市值排名/ 股碼	Bil.VND
ACV	170,416
MCH	52,007
BSR	51,335
VEA	50,299
SSH	24,855

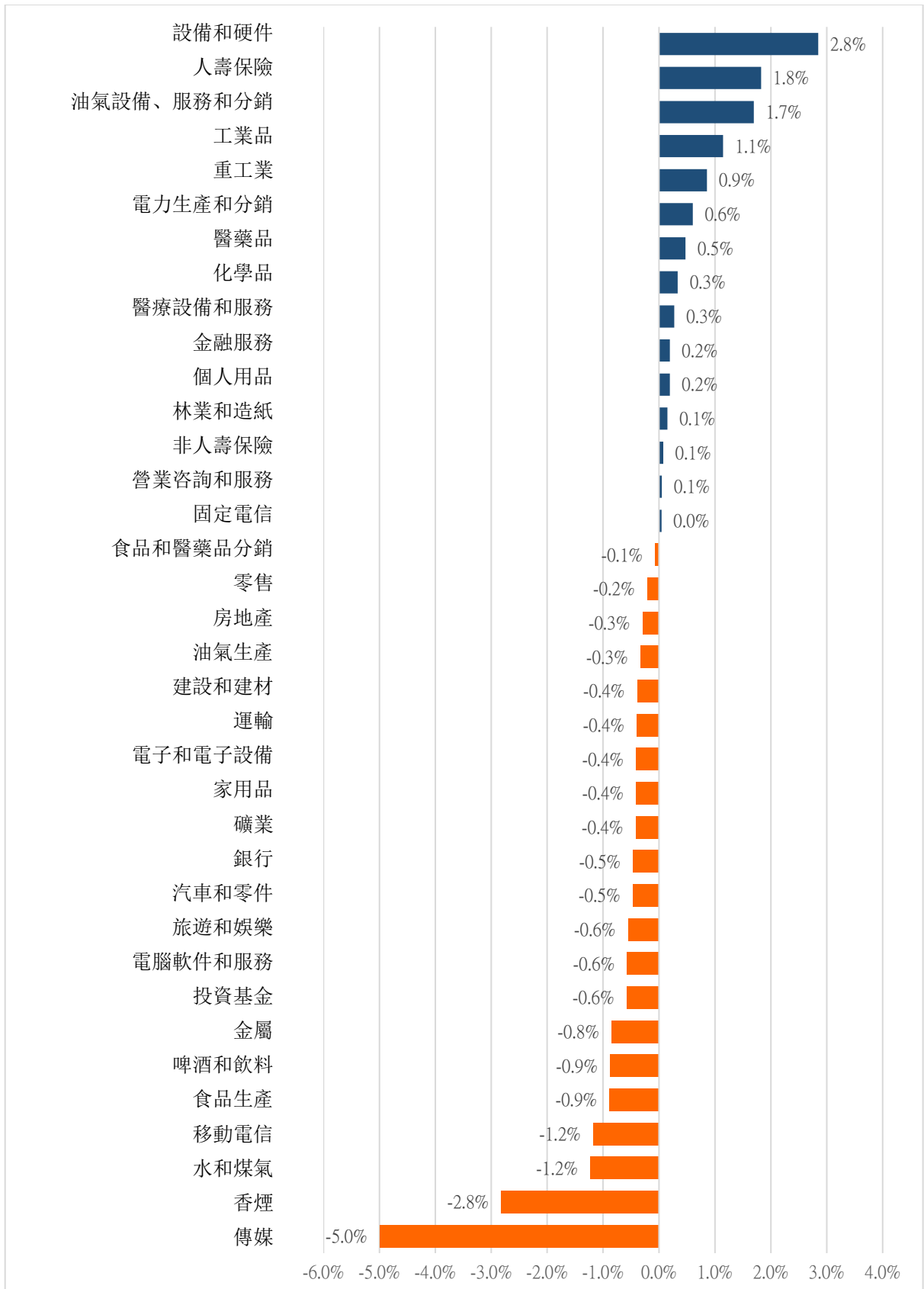
交易量排名/ 股碼	成交值	30 日均
SHB	34,299,600	18,214,968
VND	26,764,400	21,716,408
DIG	21,191,400	24,465,437
VIX	19,389,400	20,002,771
SSI	16,002,001	19,000,548

交易量排名/ 股碼	成交值	30 日均
SHS	22,840,259	19,865,845
PVS	8,693,452	5,791,402
IDC	7,957,653	1,920,214
HUT	3,555,153	2,106,506
PVC	2,902,183	2,169,087

交易量排 名/股碼	成交值	30 日均
BSR	5,497,821	5,637,638
SBS	4,561,797	3,986,876
VHG	2,572,360	2,804,776
CEN	1,955,981	361,143
LAW	1,654,440	16

資料源: Bloomberg & Yuanta Research

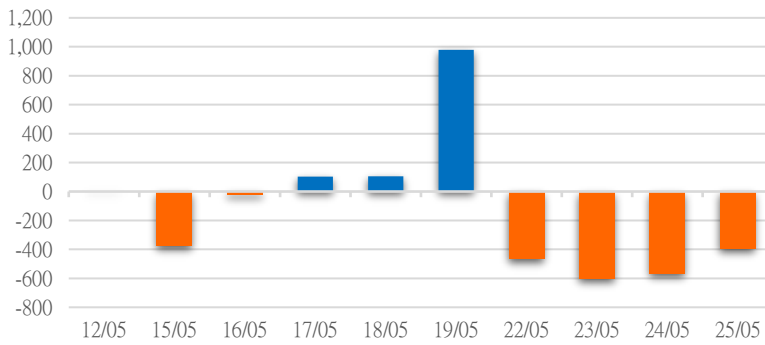
各行業板塊的交易走勢



資料源: FinPro - YSVN

外資買進賣統計

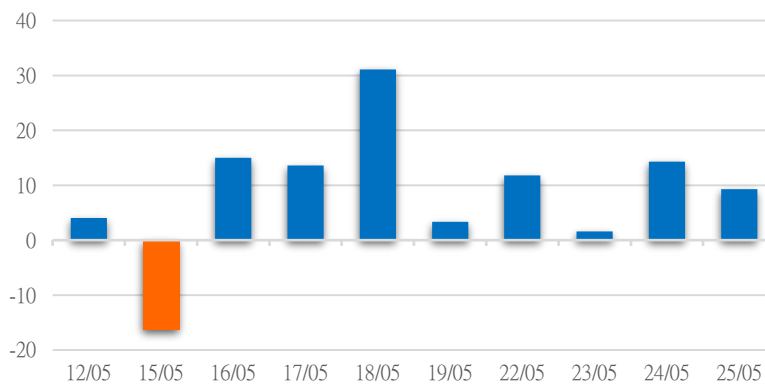
HSX 外資每日買/賣超



證券代碼	買超金額 (Mil.VND)	證券代碼	賣超金額 (Mil.VND)
BID	11,248	HPG	52,084
EIB	5,363	VND	45,866
HCM	5,028	FUEVFNVD	33,191
GMD	3,910	NLG	18,112
VCI	3,544	SSI	16,108

HSX 外資買/賣超的前 5 名

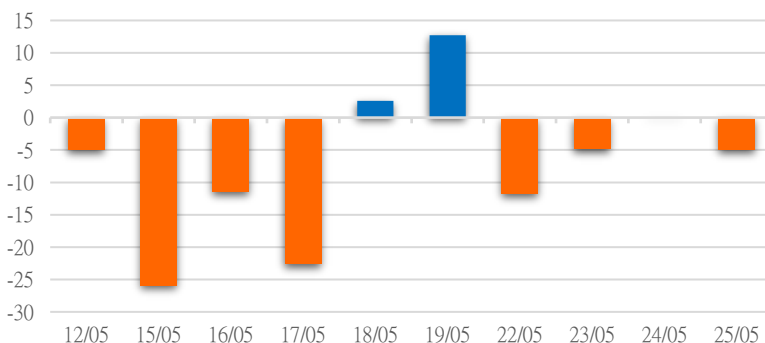
HNX 外資每日買/賣超



證券代碼	買超金額 (Mil.VND)	證券代碼	賣超金額 (Mil.VND)
PVS	9,387	BVS	926
IDC	1,682	MBS	551
HVT	368	HUT	459
PVI	74	NVB	306
GDW	41	THD	269

HNX 外資買/賣超的前 5 名

UPCOM 外資每日買/賣超



證券代碼	買超金額 (Mil.VND)	證券代碼	賣超金額 (Mil.VND)
ACV	553	SKV	822
NAB	303	ABI	509
FOC	189	MFS	50
VEA	189	CSI	48
VTP	107	VOC	37

UPCOM 外資買/賣超的前 5 名

源: FiiPro - YSVN

自營統計

證券代碼	買超金額 (Mil.VND)	證券代碼	賣超金額 (Mil.VND)
FUEVFN30	66,582	ACB	9,035
STB	25,293	MWG	6,755
E1VFN30	20,982	TCB	4,933
FPT	16,847	PVD	4,854
HPG	13,381	PNJ	3,955

HSX 自營交易最大前名

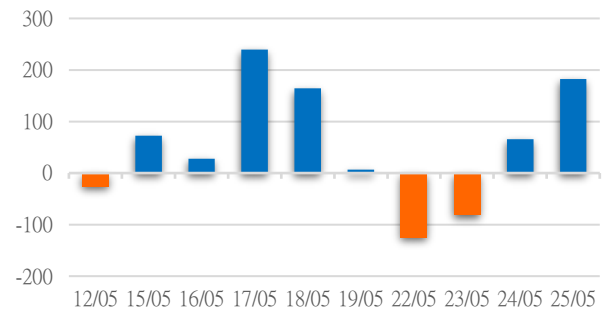
證券代碼	買超金額 (Mil.VND)	證券代碼	賣超金額 (Mil.VND)
PLC	65.70	SHS	4,480
		DTD	2,503.1

HNX 自營交易最大前名

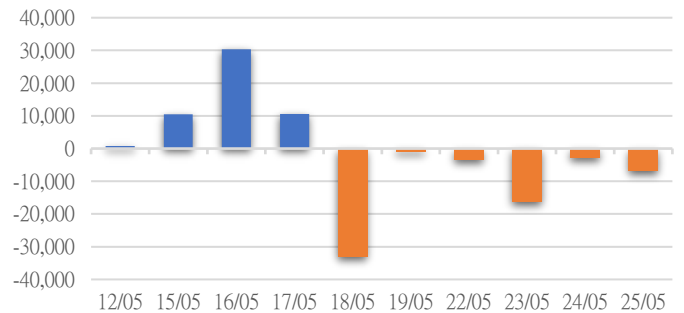
證券代碼	買超金額 (Mil.VND)	證券代碼	賣超金額 (Mil.VND)
MCH	1,196.85		

UPCoM 自營交易最大前名

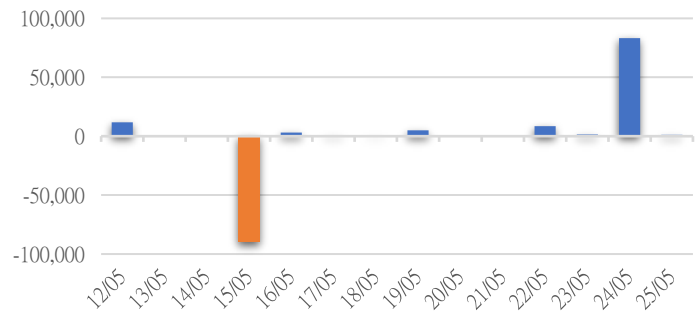
HSX 自營交易每日買/賣超 (Bil.VND)



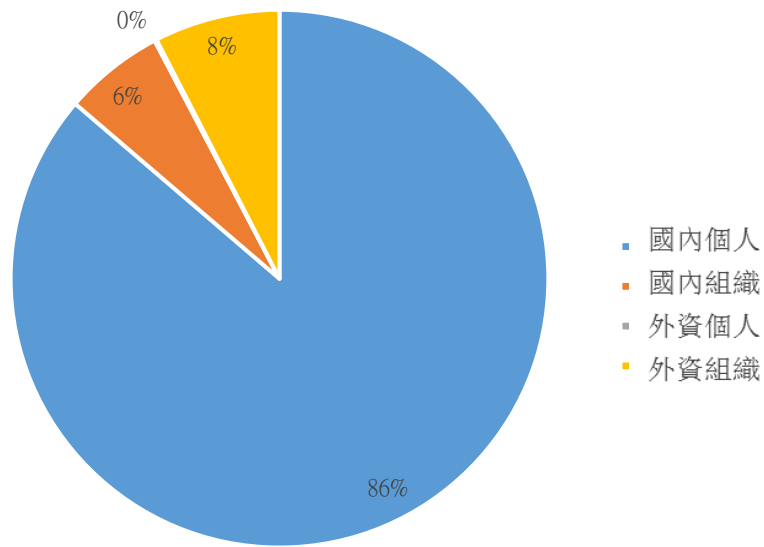
HNX 自營交易每日買/賣超 (Mil.VND)



UPCoM 自營交易每日買/賣超 (Mil.VND)

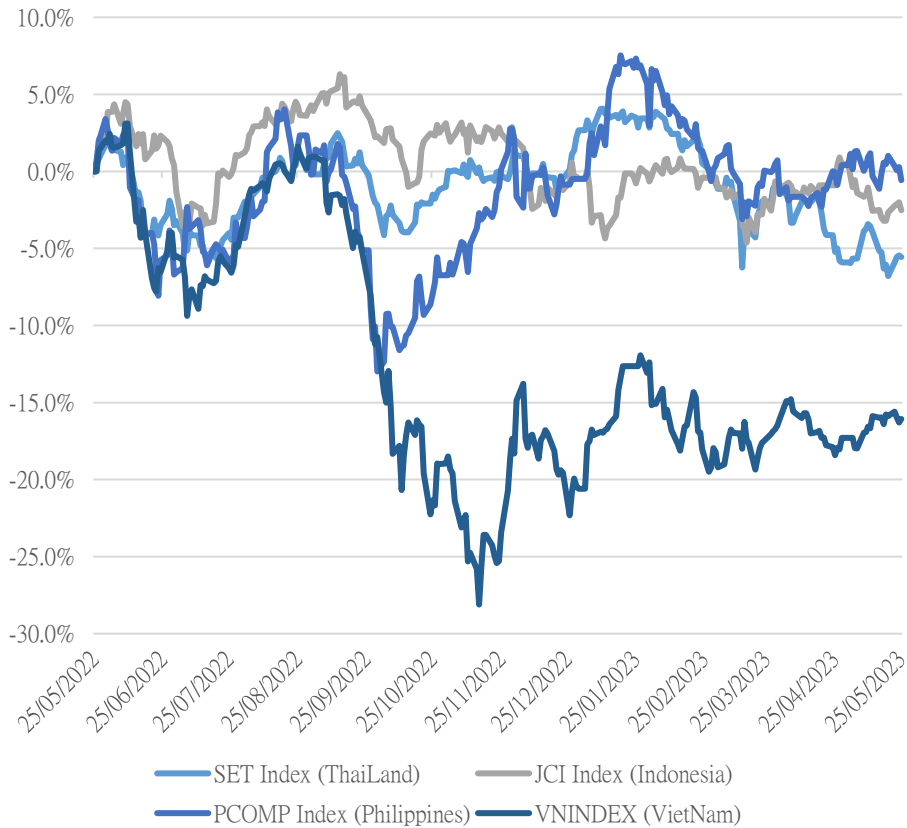


越南證券市場投資人類別統計



資料源: FiinPro – YSVN

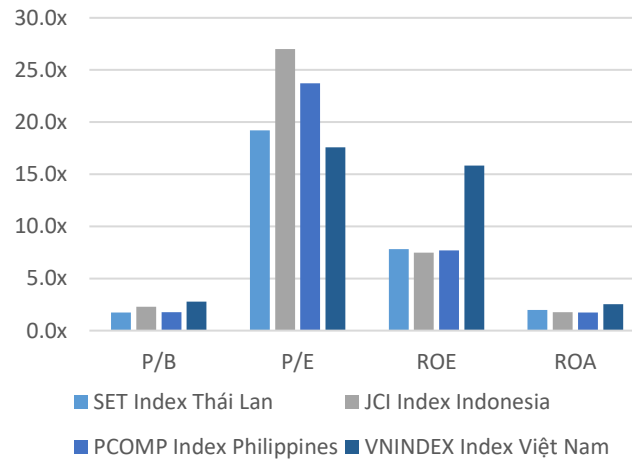
東南亞主要市場走勢比較



東南亞主要市場數據

		Thailand	Indonesia	Philippines	Vietnam
P/B		1.5x	1.9x	1.6x	1.6x
P/E		21.0x	14.7x	14.1x	14.5x
ROE	%	8.27	11.96	10.92	12.84
ROA	%	2.13	3.39	2.40	2.04
Vốn hóa	Tỷ USD	543.01	640.46	167.94	180.41
GTGD	Triệu USD	1.19	0.58	0.05	0.48
LS cổ tức	%	3.17	4.16	2.44	1.78

源: Bloomberg & YSVN



元大證券（越南）公司

個人客戶分析部

Nguyễn Thế Minh
研究分析經理
+84 28 3622 6868 ext 3826
minh.nguyen@yuanta.com.vn

Lý Thị Hiền
研究分析主管
+84 28 3622 6868 ext 3908
hien.ly@yuanta.com.vn

Quách Đức Khánh
研究分析副主管
+84 28 3622 6868 ext 3833
khanh.quach@yuanta.com.vn

Khổng Hữu Hiệp
高級分析專員
+84 28 3622 6868 ext 3912
hiep.khong@yuanta.com.vn

Nguyễn Trịnh Ngọc Hồng
高級分析專員
+84 28 3622 6868 ext 3832
hong.nguyen@yuanta.com.vn

Phạm Tấn Phát
高級分析專員
+84 28 3622 6868 ext 3880
phat.pham@yuanta.com.vn

個人客戶業務部

Phạm Đắc Thành
北部分行經理
+84 28 3622 6868 ext 3416
thanh.pham@yuanta.com.vn

Võ Thị Thu Thủy
平陽分行經理
+84 28 3622 6868 ext 3505
thuy.vo@yuanta.com.vn

Lương Kỳ Ty
堤岸分行經理
+84 28 3622 6868 ext 3653
ty.luong@yuanta.com.vn

Bùi Quốc Phong
同奈分行經理
+84 28 3622 6868 ext 3701
phong.bui@yuanta.com.vn

Võ Đình Tuấn
峴港分行經理
+84 28 3622 6868 ext 3301
tuan.vo@yuanta.com.vn

Nguyễn Việt Quang
河內分行經理
+84 28 3622 6868 ext 3404
quang.nguyen@yuanta.com.vn

Đinh Thị Thu Cúc
頭頓分行經理
+84 28 3622 6868 ext 3203
cuc.dinh@yuanta.com.vn

Appendix A: Important Disclosures

Analyst Certification

Each research analyst primarily responsible for the content of this research report, in whole or in part, certifies that with respect to each security or issuer that the analyst covered in this report: (1) all of the views expressed accurately reflect his or her personal views about those securities or issuers; and (2) no part of his or her compensation was, is, or will be, directly or indirectly, related to the specific recommendations or views expressed by that research analyst in the research report.

Ratings Definitions

BUY: We have a positive outlook on the stock based on our expected absolute or relative return over the investment period. Our thesis is based on our analysis of the company's outlook, financial performance, catalysts, valuation and risk profile. We recommend investors add to their position.

HOLD-Outperform: In our view, the stock's fundamentals are relatively more attractive than peers at the current price. Our thesis is based on our analysis of the company's outlook, financial performance, catalysts, valuation and risk profile.

HOLD-Underperform: In our view, the stock's fundamentals are relatively less attractive than peers at the current price. Our thesis is based on our analysis of the company's outlook, financial performance, catalysts, valuation and risk profile.

SELL: We have a negative outlook on the stock based on our expected absolute or relative return over the investment period. Our thesis is based on our analysis of the company's outlook, financial performance, catalysts, valuation and risk profile. We recommend investors reduce their position.

Under Review: We actively follow the company, although our estimates, rating and target price are under review.

Restricted: The rating and target price have been suspended temporarily to comply with applicable regulations and/or Yuanta policies.

Note: Yuanta research coverage with a Target Price is based on an investment period of 12 months. Greater China Discovery Series coverage does not have a formal 12 month Target Price and the recommendation is based on an investment period specified by the analyst in the report.

Global Disclaimer

© 2018 Yuanta. All rights reserved. The information in this report has been compiled from sources we believe to be reliable, but we do not hold ourselves responsible for its completeness or accuracy. It is not an offer to sell or solicitation of an offer to buy any securities. All opinions and estimates included in this report constitute our judgment as of this date and are subject to change without notice.

This report provides general information only. Neither the information nor any opinion expressed herein constitutes an offer or invitation to make an offer to buy or sell securities or other investments. This material is prepared for general circulation to clients and is not intended to provide tailored investment advice and does not take into account the individual financial situation and objectives of any specific person who may receive this report. Investors should seek financial advice regarding the appropriateness of investing in any securities, investments or investment strategies discussed or recommended in this report. The information contained in this report has been compiled from sources believed to be reliable but no representation or warranty, express or implied, is made as to its accuracy, completeness or correctness. This report is not (and should not be construed as) a solicitation to act as securities broker or dealer in any jurisdiction by any person or company that is not legally permitted to carry on such business in that jurisdiction.

Yuanta research is distributed in the United States only to Major U.S. Institutional Investors (as defined in Rule 15a-6 under the Securities Exchange Act of 1934, as amended and SEC staff interpretations thereof). All transactions by a US person in the securities mentioned in this report must be effected through a registered broker-dealer under Section 15 of the Securities Exchange Act of 1934, as amended. Yuanta research is distributed in Taiwan by Yuanta Securities Investment Consulting. Yuanta research is distributed in Hong Kong by Yuanta Securities (Hong Kong) Co. Limited, which is licensed in Hong Kong by the Securities and Futures Commission for regulated activities, including Type 4 regulated activity (advising on securities). In Hong Kong, this research report may not be redistributed, retransmitted or disclosed, in whole or in part or any form or manner, without the express written