

當日市場：市場繼續處於橫盤整理的階段

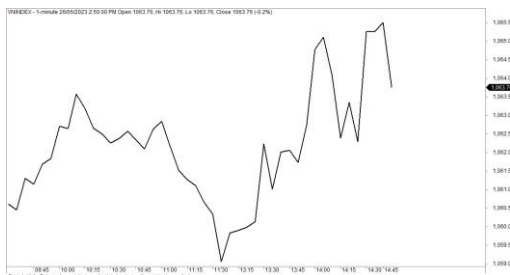
2023/05/29

市場走勢

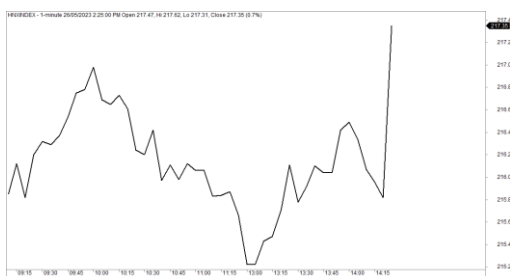
市場指數	VNI	HNI	UPCOM
收盤	1,063.76	217.64	80.58
%日	-0.08%	0.40%	-0.16%
%週	-0.31%	1.74%	-0.62%
%月	2.21%	5.73%	3.29%
%年	-16.14%	-30.53%	-15.13%
<b>成交值(Bil.VND)</b>			
當日	9,763	1,044	442
日均量/週	12,344	1,499	700
日均量/月	11,494	1,443	613
<b>外資進出</b>			
買進	845.65	6.21	3.72
賣出	1,177.70	6.94	12.62
買賣超	-332.05	-0.73	-8.91
<b>市場漲跌家數</b>			
上漲	138	108	149
下跌	305	61	107
持平	56	73	84
<b>市場指標</b>			
P/E	12.61	17.06	13.04
總市值 (兆盾)	4,274	272	1,017
股息殖利率	3.68%	1.56%	6.35%

資料源: Bloomberg – YSVN

VNINDEX



HNIINDEX



市場走勢

市場的指數在本周的最後一個交易日在窄幅波動，並等待美國公共債務上限的消息。VN-Index 收跌 0.08%，止於 1063.76 點，Upcom-Index 同步下跌 0.16%，而 HNX-Index 反轉上漲 0.4%。3 大市場的交易額均達到 11 兆 4,260 億越南盾。

指數在 HOSE 上在本周的最後一個交易日放緩，大型股繼續分化。GAS、VCB、VIC、SAB、SHB、NVL 下跌約 1%，而 GVR (2.7%)、POW (1.1%)、TPB (1.1%) 是 VN30-Index 在籃子中積極上漲的股票。

中小型股在出現抄底需求時處於良好的走勢，價格僅在短期調整。具體而言，HOSE 上的 GEX、NLG、PGV、VGC、DIG 和 HNX 上的 PVB、VC2、PIC、VCS、IPA 在盤中錄得良好的漲幅。

外資在整個市場賣超 3,410 億越南盾，其中 VHM (1,020 億)、VND (580 億)、HSG (480 億) 被拋售最多的股票。另一方面，VCB (650 億)、VRE (200 億)、VIC (170 億) 在買超方面領先。

市場短期觀點

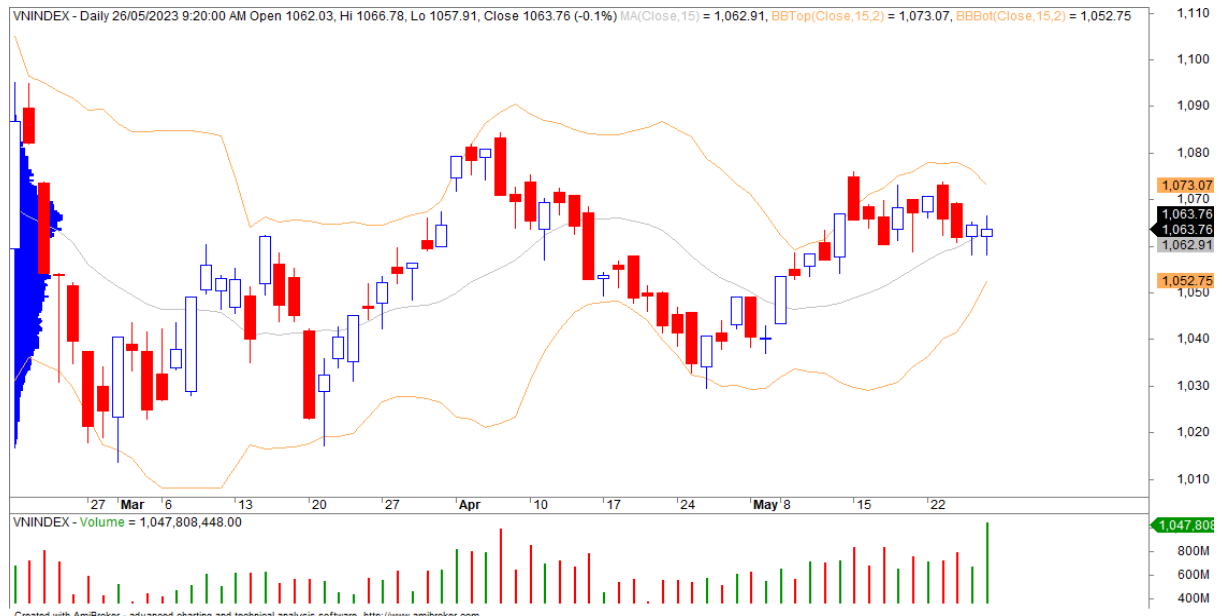
我們認為市場可能會在本周的首個交易日回歸上漲趨勢，VN-Index 可能會重新測試 1,074 點的短期阻力位。同時，市場仍處於短期調整階段，因此價格走勢圖可能會繼續在窄幅橫盤整理，流動性較低，這種情況可能會在接下來的交易日延續。但是，當該股票在短期內跌入超賣區域時，短期需求在未來幾個交易日可能會增加至大型股，而拋售壓力可能會增加至小型股。此外，情緒指標小幅下跌，顯示投資者對當前的市場走勢仍較為謹慎。

大盤的短期趨勢仍是上漲。因此，我們建議短期投資者可以繼續持有當前水平的股票比例，並限制買進新股，尤其是小型股的調整壓力預計在接下來的幾個交易日增加時應限制追漲小型股。

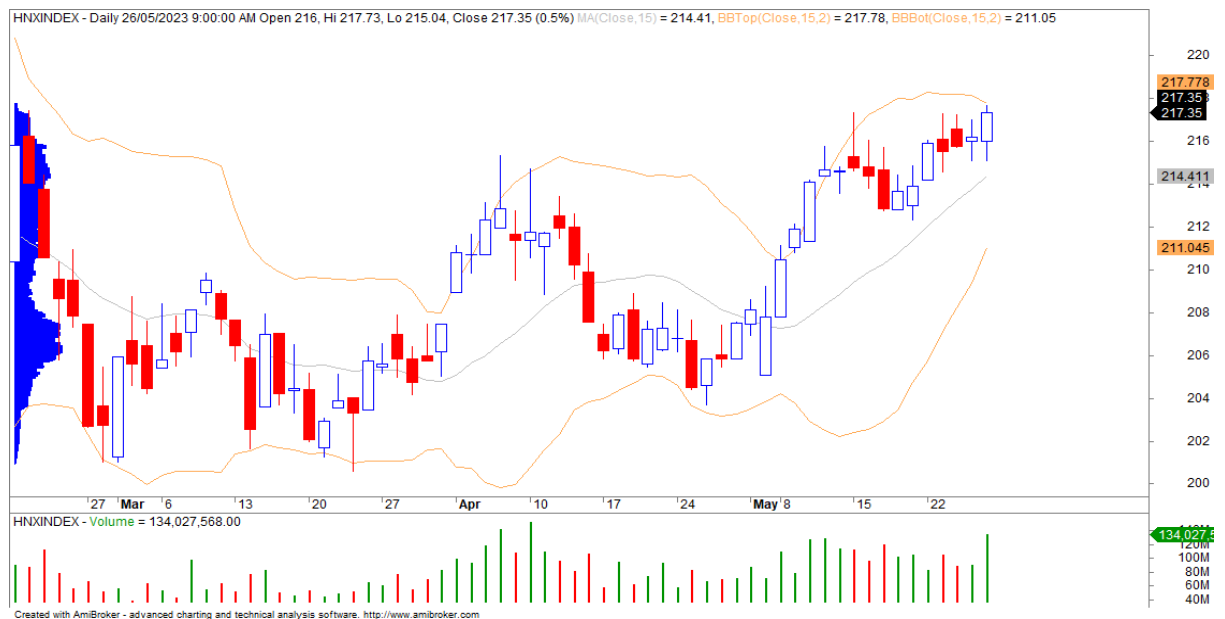
根據周線圖，VN-Index 比前一交易周收盤小幅下跌 0.3%，流動性仍處於高位。同時，市場仍處於中期調整階段，因此指數在未來幾個交易周仍可能繼續橫盤整理。積極點是，市場的寬度在中期轉為積極，顯示中期機會繼續增加，中期趨勢預期在目前可能會快速退出橫盤階段。此外，大盤的中期趨勢仍是上漲。因此，我們建議中期投資者可以維持高比例股票的買進和持有倉位。

請在 <https://ysradar.yuanta.com.vn/> 查看有關股票的信號。

技術分析圖



指數技術分析圖 VN-Index



指數技術分析圖 HNX-Index

指數	短期趨勢	中期趨勢	阻力區 1	阻力區 2	支撐區 1	支撐區 2
VN-Index	上漲	上漲	1110	1130	870	800
HNX-Index	上漲	上漲	197	210	189	160
VN30	上漲	上漲	1120	1140	980	960
VNMidcaps	上漲	上漲	1,030	1200	963	900
VNSmallcaps	上漲	上漲	1000	1150	804	750

**胡志明市交易所 (HSX)**

	收盤	漲跌%
VNI	1063.76	-0.08%
VN30	1060.81	-0.13%
VN Mid	1365.19	0.55%
VN Small	1255.51	0.75%

**河內交易所 (HSX)**

	收盤	漲跌%
HNI	217.64	0.40%
HN30	405.77	0.40%
VNX AllSh	1029.58	0.13%

**UPCOM 市場 (UPCoM)**

	收盤	漲跌%
UPCoM	80.58	-0.16%

外資交易	成交值 (Bil.VND)
買進	845.65
賣出	1177.7
買超/賣超	-332.05

外資交易	成交值 (Bil.VND)
買進	6.21
賣出	6.94
買超/賣超	-0.73

外資交易	成交值 (Bil.VND)
買進	3.72
賣出	12.62
買超/賣超	-8.91

上漲排名/ 股碼	漲跌(VND)	漲跌%
ABS	410	6.95%
HTN	900	6.92%
SGR	1600	6.90%
QCG	350	6.89%
FIT	380	6.83%

上漲排名/ 股碼	漲跌(VND)	漲跌%
VGS	700	4.58%
NAG	700	4.38%
S99	400	4.00%
MBG	200	3.57%
IDJ	500	3.47%

上漲排名/ 股碼	漲跌(VND)	漲跌%
BDT	1801	12.96%
MSR	1721	11.32%
NTC	15439	9.37%
PXL	592	9.25%
SGP	899	6.61%

下跌排名/ 股碼	漲跌(VND)	漲跌%
ST8	-1000	-4.13%
TCD	-380	-3.97%
LSS	-400	-3.40%
BSI	-900	-2.94%
VSC	-650	-2.27%

下跌排名/ 股碼	漲跌(VND)	漲跌%
TVC	-300	-5.36%
SLS	-3500	-2.14%
BVS	-400	-1.73%
DDG	-100	-1.06%
TVD	-100	-0.65%

下跌排名/ 股碼	漲跌(VND)	漲跌%
TTD	-11600	-14.95%
VEF	-13406	-10.49%
RGC	-737	-7.76%
HTG	-863	-3.06%
AMS	-207	-2.03%

\*備註: 市值>5,000 億盾; 成交值>15 億盾

市值排名/ 股碼	Bil.VND
VCB	435,392
VHM	239,490
BID	219,540
VIC	198,325
GAS	179,337

市值排名/ 股碼	Bil.VND
PVS	14,482
THD	13,965
IDC	13,629
KSF	11,880
PVI	11,572

市值排名/ 股碼	Bil.VND
ACV	169,125
VGI	70,206
BSR	53,022
MCH	52,282
VEA	51,056

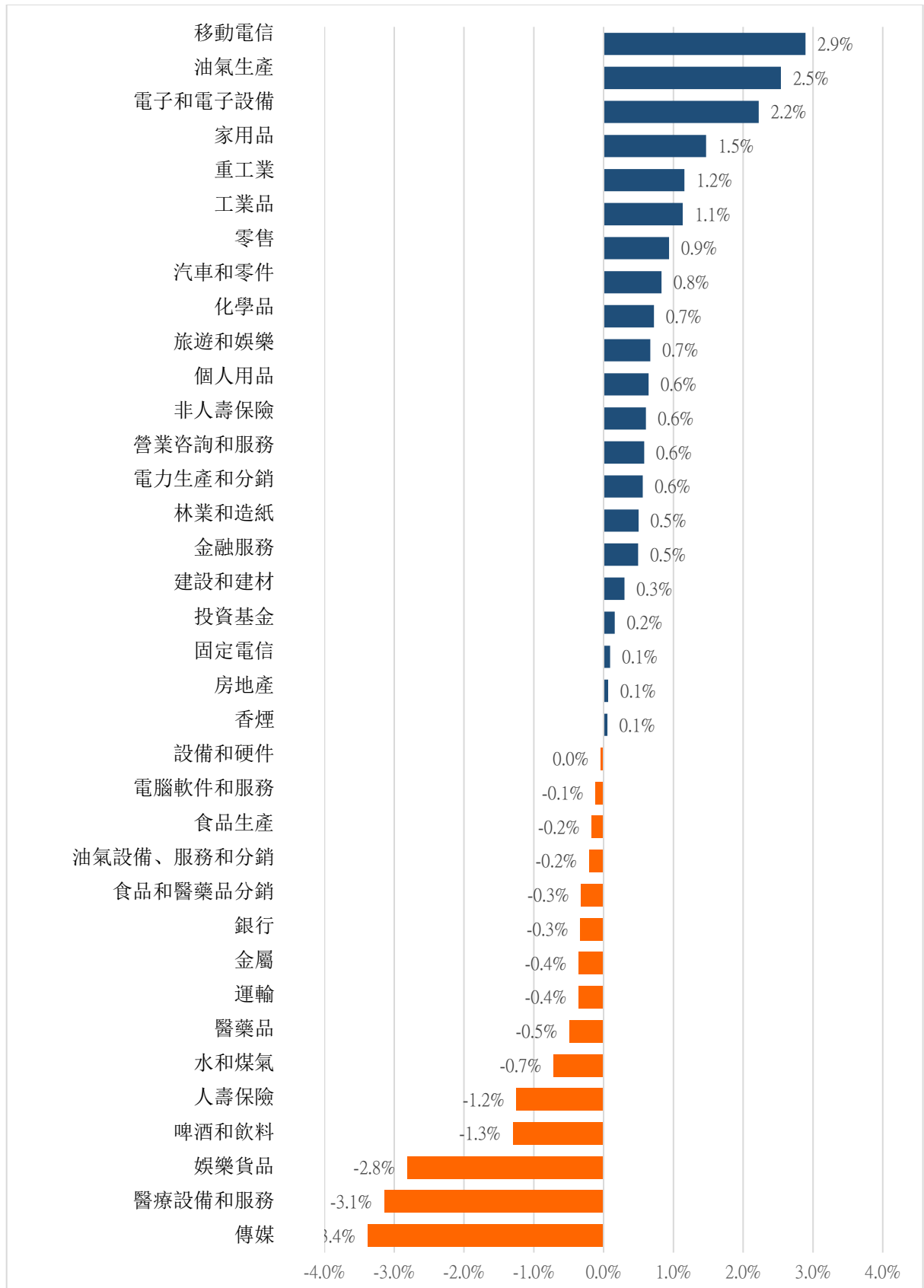
交易量排名/ 股碼	成交值	30 日均
GEX	31,382,256	13,773,630
SHB	22,609,145	19,561,146
DXG	20,291,759	18,918,678
NVL	20,148,796	17,609,813
VIX	18,994,574	20,787,163

交易量排名/ 股碼	成交值	30 日均
SHS	9,902,686	18,798,113
PVS	6,986,379	6,372,130
DNP	6,076,546	426
CEO	5,189,651	8,172,723
MBG	4,203,358	1,843,599

交易量排 名/股碼	成交值	30 日均
BSR	22,882,617	6,805,541
NAB	6,814,103	318,100
OIL	4,493,619	1,066,586
PVX	2,711,610	1,147,754
DVN	2,520,057	37,096

資料源: Bloomberg & Yunta Research

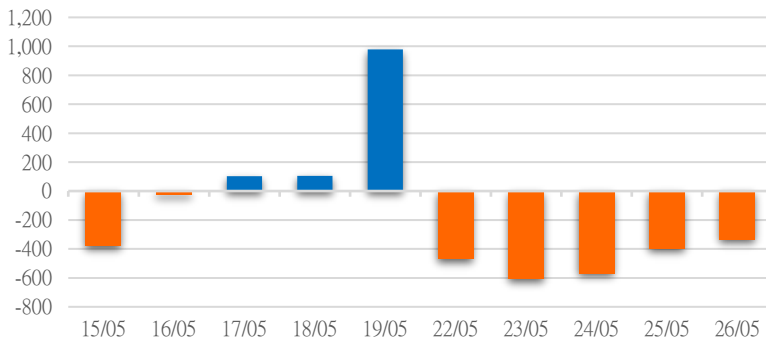
各行業板塊的交易走勢



資料源: FinPro – YSVN

外資買進賣統計

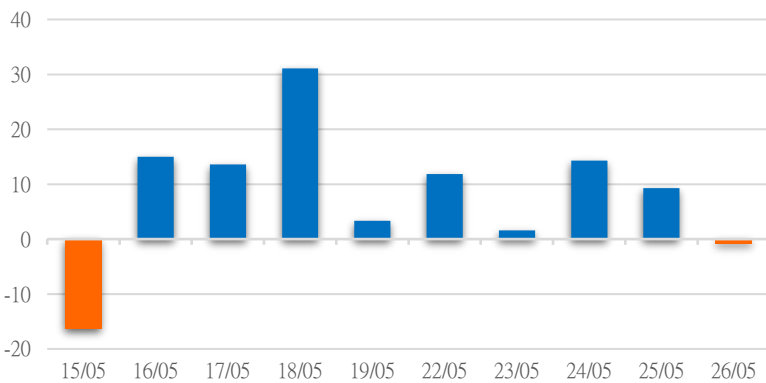
HSX 外資每日買/賣超



證券代碼	買超金額 (Mil.VND)	證券代碼	賣超金額 (Mil.VND)
VCB	64,959	VHM	101,644
VRE	20,171	VND	58,239
VIC	16,846	HSG	47,704
POW	13,057	CTG	45,439
NLG	12,802	HPG	33,237

HSX 外資買/賣超的前 5 名

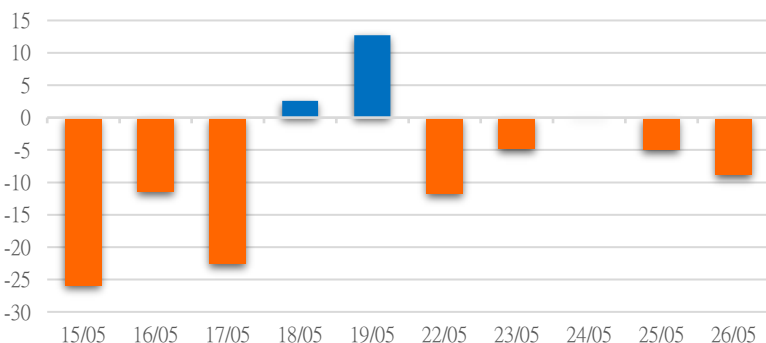
HNX 外資每日買/賣超



證券代碼	買超金額 (Mil.VND)	證券代碼	賣超金額 (Mil.VND)
IDC	3,266	PVS	2,508
PVI	262	CEO	1,374
PLC	223	LAS	239
VCS	133	SHS	192
WCS	50	MBS	153

HNX 外資買/賣超的前 5 名

UPCOM 外資每日買/賣超



證券代碼	買超金額 (Mil.VND)	證券代碼	賣超金額 (Mil.VND)
PHP	321	QNS	5,999
NAB	231	BSR	3,111
VGG	224	OIL	404
VEF	112	ACV	373
LTG	109	VTP	225

UPCOM 外資買/賣超的前 5 名

源: FiiPro - YSVN

自營統計

證券代碼	買超金額 (Mil.VND)	證券代碼	賣超金額 (Mil.VND)
VCB	62,897	MBB	10,734
FUEVFNVD	49,355	FUEMAVND	8,380
E1VFN30	7,389	VND	7,976
STB	4,913	DXS	3,544
CTI	2,585	PNJ	2,918

HSX 自營交易最大前名

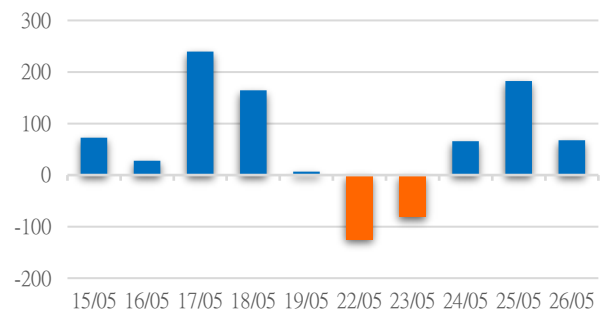
證券代碼	買超金額 (Mil.VND)	證券代碼	賣超金額 (Mil.VND)
SHS	1,100.00	DNP	115,349
		DTD	4,140.1

HNX 自營交易最大前名

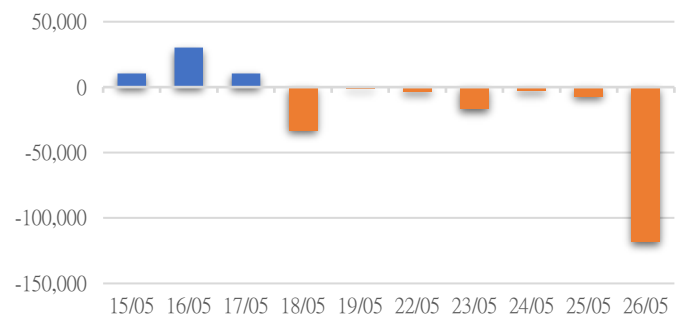
證券代碼	買超金額 (Mil.VND)	證券代碼	賣超金額 (Mil.VND)
TTD	30,360.00	BSR	855
MCH	66		

UPCoM 自營交易最大前名

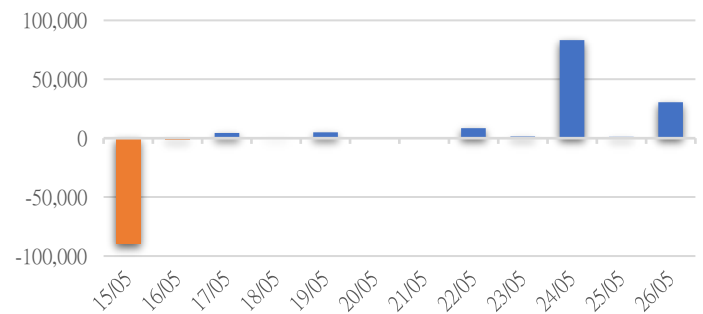
HSX 自營交易每日買/賣超 (BiL.VND)



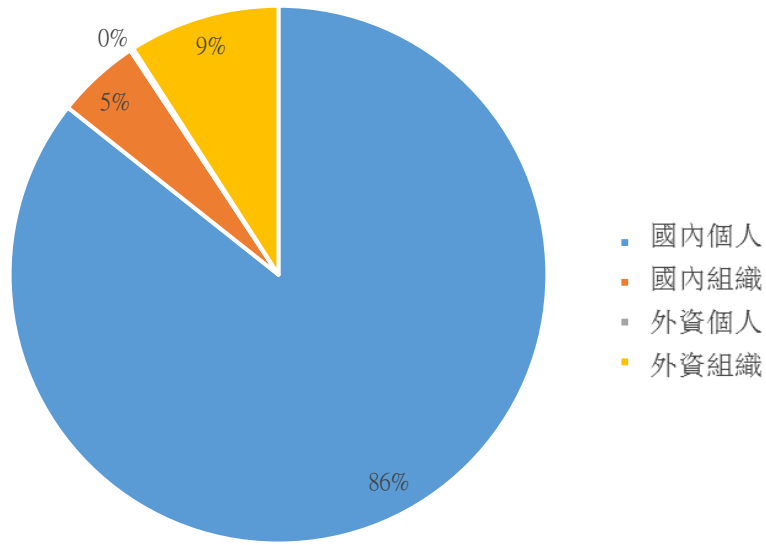
HNX 自營交易每日買/賣超 (Mil.VND)



UPCoM 自營交易每日買/賣超 (Mil.VND)

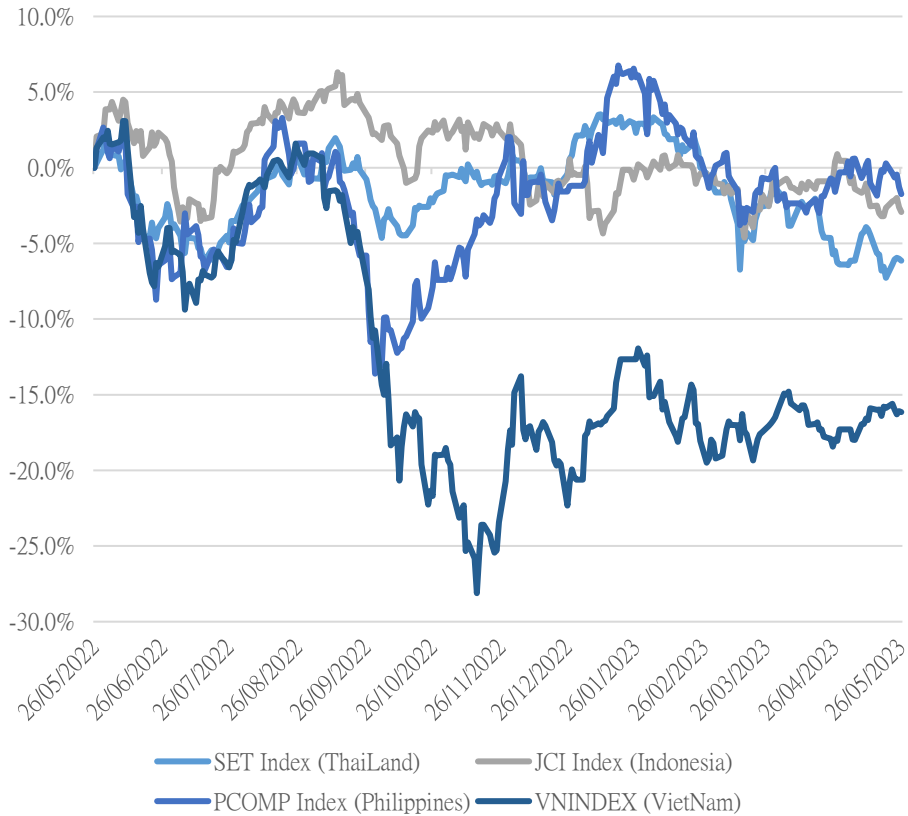


越南證券市場投資人類別統計



資料源: FiiPro – YSVN

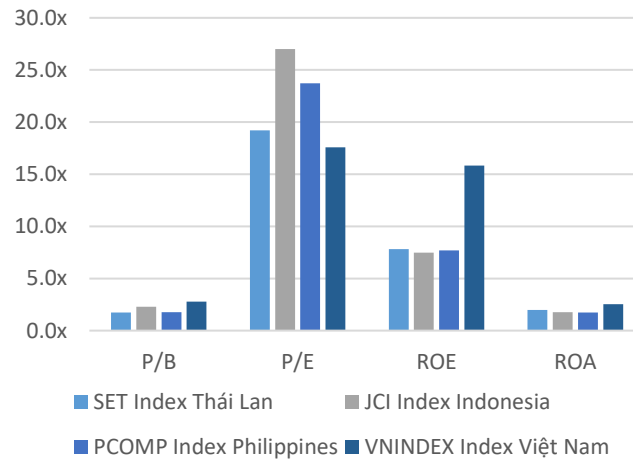
東南亞主要市場走勢比較



東南亞主要市場數據

		Thailand	Indonesia	Philippines	Vietnam
P/B		1.5x	1.9x	1.6x	1.6x
P/E		21.0x	14.6x	14.0x	14.5x
ROE	%	8.27	11.96	10.92	12.84
ROA	%	2.13	3.39	2.40	2.04
Vốn hóa	Tỷ USD	542.25	636.83	167.39	180.87
GTGD	Triệu USD	1.29	0.58	0.05	0.45
LS cổ tức	%	3.17	4.19	2.47	1.78

源: Bloomberg & YSVN





**元大證券（越南）公司****個人客戶分析部**

**Nguyễn Thế Minh**  
研究分析經理  
+84 28 3622 6868 ext 3826  
minh.nguyen@yuanta.com.vn

**Lý Thị Hiền**  
研究分析主管  
+84 28 3622 6868 ext 3908  
hien.ly@yuanta.com.vn

**Quách Đức Khánh**  
研究分析副主管  
+84 28 3622 6868 ext 3833  
khanh.quach@yuanta.com.vn

**Khổng Hữu Hiệp**  
高級分析專員  
+84 28 3622 6868 ext 3912  
hiep.khong@yuanta.com.vn

**Nguyễn Trịnh Ngọc Hồng**  
高級分析專員  
+84 28 3622 6868 ext 3832  
hong.nguyen@yuanta.com.vn

**Phạm Tấn Phát**  
高級分析專員  
+84 28 3622 6868 ext 3880  
phat.pham@yuanta.com.vn

**個人客戶業務部**

**Phạm Đắc Thành**  
北部分行經理  
+84 28 3622 6868 ext 3416  
thanh.pham@yuanta.com.vn

**Võ Thị Thu Thủy**  
平陽分行經理  
+84 28 3622 6868 ext 3505  
thuy.vo@yuanta.com.vn

**Lương Kỳ Ty**  
堤岸分行經理  
+84 28 3622 6868 ext 3653  
ty.luong@yuanta.com.vn

**Bùi Quốc Phong**  
同奈分行經理  
+84 28 3622 6868 ext 3701  
phong.bui@yuanta.com.vn

**Võ Đình Tuấn**  
峴港分行經理  
+84 28 3622 6868 ext 3301  
tuan.vo@yuanta.com.vn

**Nguyễn Việt Quang**  
河內分行經理  
+84 28 3622 6868 ext 3404  
quang.nguyen@yuanta.com.vn

**Đinh Thị Thu Cúc**  
頭頓分行經理  
+84 28 3622 6868 ext 3203  
cuc.dinh@yuanta.com.vn

## Appendix A: Important Disclosures

### Analyst Certification

Each research analyst primarily responsible for the content of this research report, in whole or in part, certifies that with respect to each security or issuer that the analyst covered in this report: (1) all of the views expressed accurately reflect his or her personal views about those securities or issuers; and (2) no part of his or her compensation was, is, or will be, directly or indirectly, related to the specific recommendations or views expressed by that research analyst in the research report.

### Ratings Definitions

**BUY:** We have a positive outlook on the stock based on our expected absolute or relative return over the investment period. Our thesis is based on our analysis of the company's outlook, financial performance, catalysts, valuation and risk profile. We recommend investors add to their position.

**HOLD-Outperform:** In our view, the stock's fundamentals are relatively more attractive than peers at the current price. Our thesis is based on our analysis of the company's outlook, financial performance, catalysts, valuation and risk profile.

**HOLD-Underperform:** In our view, the stock's fundamentals are relatively less attractive than peers at the current price. Our thesis is based on our analysis of the company's outlook, financial performance, catalysts, valuation and risk profile.

**SELL:** We have a negative outlook on the stock based on our expected absolute or relative return over the investment period. Our thesis is based on our analysis of the company's outlook, financial performance, catalysts, valuation and risk profile. We recommend investors reduce their position.

**Under Review:** We actively follow the company, although our estimates, rating and target price are under review.

**Restricted:** The rating and target price have been suspended temporarily to comply with applicable regulations and/or Yuanta policies.

Note: Yuanta research coverage with a Target Price is based on an investment period of 12 months. Greater China Discovery Series coverage does not have a formal 12 month Target Price and the recommendation is based on an investment period specified by the analyst in the report.

### Global Disclaimer

© 2018 Yuanta. All rights reserved. The information in this report has been compiled from sources we believe to be reliable, but we do not hold ourselves responsible for its completeness or accuracy. It is not an offer to sell or solicitation of an offer to buy any securities. All opinions and estimates included in this report constitute our judgment as of this date and are subject to change without notice.

This report provides general information only. Neither the information nor any opinion expressed herein constitutes an offer or invitation to make an offer to buy or sell securities or other investments. This material is prepared for general circulation to clients and is not intended to provide tailored investment advice and does not take into account the individual financial situation and objectives of any specific person who may receive this report. Investors should seek financial advice regarding the appropriateness of investing in any securities, investments or investment strategies discussed or recommended in this report. The information contained in this report has been compiled from sources believed to be reliable but no representation or warranty, express or implied, is made as to its accuracy, completeness or correctness. This report is not (and should not be construed as) a solicitation to act as securities broker or dealer in any jurisdiction by any person or company that is not legally permitted to carry on such business in that jurisdiction.

Yuanta research is distributed in the United States only to Major U.S. Institutional Investors (as defined in Rule 15a-6 under the Securities Exchange Act of 1934, as amended and SEC staff interpretations thereof). All transactions by a US person in the securities mentioned in this report must be effected through a registered broker-dealer under Section 15 of the Securities Exchange Act of 1934, as amended. Yuanta research is distributed in Taiwan by Yuanta Securities Investment Consulting. Yuanta research is distributed in Hong Kong by Yuanta Securities (Hong Kong) Co. Limited, which is licensed in Hong Kong by the Securities and Futures Commission for regulated activities, including Type 4 regulated activity (advising on securities). In Hong Kong, this research report may not be redistributed, retransmitted or disclosed, in whole or in part or any form or manner, without the express written