

當日市場：現金流在各類股票之間流入

2023/05/31

市場走勢

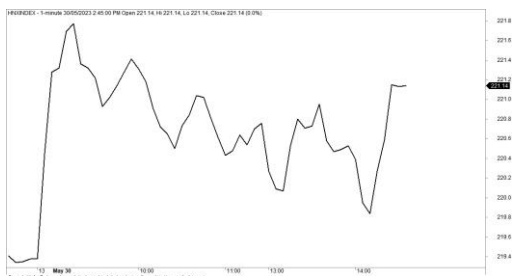
市場指數	VNI	HNI	UPCOM
收盤	1,078.05	221.33	81.67
%日	0.29%	0.46%	0.67%
%週	1.14%	2.57%	0.83%
%月	2.76%	6.68%	5.01%
%年	-16.68%	-29.24%	-14.67%
成交值(Bil.VND)			
當日	9,763	1,044	442
日均量/週	13,309	1,699	755
日均量/月	12,089	1,566	630
外資進出			
買進	1,341.69	22.39	10.72
賣出	1,858.23	34.08	53.85
買賣超	-516.54	-11.69	-43.13
市場漲跌家數			
上漲	138	101	149
下跌	305	68	107
持平	56	73	84
市場指標			
P/E	12.74	17.24	13.07
總市值 (兆盾)	4,319	275	1,020
股息殖利率	3.68%	1.56%	6.26%

資料源: Bloomberg – YSVN

VNINDEX



HNIINDEX



市場走勢

現金流在行業之間流入，幫助市場有所減輕謹慎的情緒。VN-Index 在午盤下跌後仍收漲 0.29%，止於 1078.05 點，HNX-Index 和 Upcom-Index 同步分別上漲 0.46% 和 0.67%。3 大市場的交易額繼續強勁增長，達到 16 兆 1,840 億越南盾。

VCB、FPT、MSN、GVR 上漲 1% 左右，藍籌股在當日保持市場的漲勢。另一方面，VHM (-1%) 在連續上漲後錄得首次大幅下跌的趨勢。該指數的寬度與 13 檔上漲股和 10 檔下跌股持平。

現金流流入零售 (MWG、DGW)、化工 (DGC、DPM、DCM) 等漲幅不強勁的板塊，但則在當天錄得良好的漲幅。

外資在整個市場逆轉賣超 5,590 億越南盾，其中 EIB (7,000 億)、VNM (520 億)、NVL (450 億) 被拋售最多的股票。另一方面，FPT (2,950 億)、VIC (1,000 億)、FRT (230 億) 在買超方面領先。

市場短期觀點

我們認為，當 VN-Index 在下一交易日上漲至 1,080 – 1,085 點的阻力位時，市場可能會出現調整。同時，市場仍處於積極劇烈波動的階段，因此短期上漲趨勢依然明顯，但指數逼近強勁的阻力位，小型股大幅上漲至超買區域，因此在未來幾個交易日可能會加大調整的壓力，因此短期投資者應限制追漲。此外，短期情緒指標繼續大幅上漲，顯示投資者對當前市場走勢仍持樂觀態度。

大盤的短期趨勢仍是上漲。因此，我們建議短期投資者在當前水平繼續持有股票比例，並在指數大幅上漲至強勁阻力位的這段時間限制買進。

請在 <https://ysradar.yuanta.com.vn/> 查看有關股票的信號。

技術分析圖



指數技術分析圖 VN-Index



指數技術分析圖 HNX-Index

指數	短期趨勢	中期趨勢	阻力區 1	阻力區 2	支撐區 1	支撐區 2
VN-Index	上漲	上漲	1110	1130	870	800
HNX-Index	上漲	上漲	197	210	189	160
VN30	上漲	上漲	1120	1140	980	960
VNMidcaps	上漲	上漲	1,030	1200	963	900
VNSmallcaps	上漲	上漲	1000	1150	804	750

胡志明市交易所 (HSX)

	收盤	漲跌%
VNI	1078.05	0.29%
VN30	1071.82	0.19%
VN Mid	1394.04	0.62%
VN Small	1288.91	0.78%

河內交易所 (HSX)

	收盤	漲跌%
HNI	221.33	0.46%
HN30	418.38	1.10%
VNX AllSh	1044.64	0.36%

UPCOM 市場 (UPCoM)

	收盤	漲跌%
UPCoM	81.67	0.67%

外資交易	成交值 (Bil.VND)
買進	1341.69
賣出	1858.23
買超/賣超	-516.54

外資交易	成交值 (Bil.VND)
買進	22.39
賣出	34.08
買超/賣超	-11.69

外資交易	成交值 (Bil.VND)
買進	10.72
賣出	53.85
買超/賣超	-43.13

上漲排名/ 股碼	漲跌(VND)	漲跌%
FCN	1000	6.99%
EVG	430	6.99%
KHP	640	6.97%
KPF	600	6.94%
EVF	630	6.93%

上漲排名/ 股碼	漲跌(VND)	漲跌%
VC7	1300	10.00%
VC3	2800	9.89%
VC2	1100	9.65%
DTD	2800	9.62%
NAG	1100	6.63%

上漲排名/ 股碼	漲跌(VND)	漲跌%
VEF	14485	13.91%
SIP	6176	6.06%
HDM	1459	4.20%
ABB	269	3.24%
DDV	295	3.04%

下跌排名/ 股碼	漲跌(VND)	漲跌%
LDG	-330	-6.99%
HHP	-800	-6.64%
SAM	-250	-3.43%
DLG	-80	-2.82%
EVE	-500	-2.69%

下跌排名/ 股碼	漲跌(VND)	漲跌%
MBG	-100	-1.67%
L18	-600	-1.57%
TVD	-200	-1.27%
DDG	-100	-1.09%
NDN	-100	-1.09%

下跌排名/ 股碼	漲跌(VND)	漲跌%
BDT	-783	-4.75%
VNB	-332	-2.91%
PGB	-764	-2.72%
MSR	-438	-2.52%
VEA	-480	-1.24%

*備註: 市值>5,000 億盾; 成交值>15 億盾

市值排名/ 股碼	Bil.VND
VCB	440,597
VHM	241,667
BID	222,069
VIC	200,994
GAS	179,529

市值排名/ 股碼	Bil.VND
PVS	14,291
THD	14,070
IDC	13,827
KSF	11,820
PVI	11,572

市值排名/ 股碼	Bil.VND
ACV	169,069
VGI	70,699
BSR	53,050
MCH	52,366
VEA	51,379

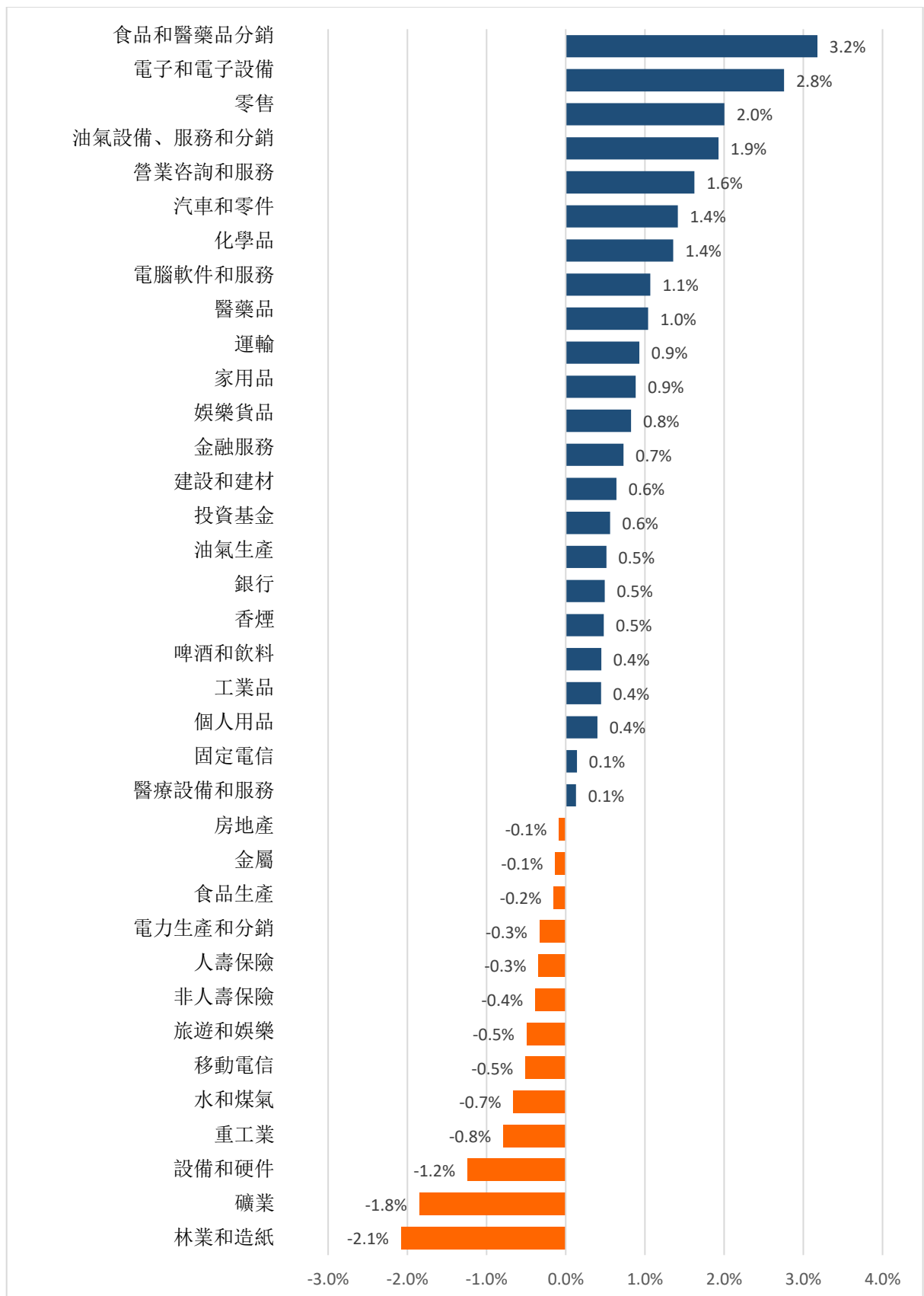
交易量排名/ 股碼	成交值	30 日均
EIB	42,153,489	2,483,946
VND	40,645,103	25,092,290
DXG	30,198,738	17,843,139
NVL	28,170,856	16,988,492
DIG	27,695,751	23,057,993

交易量排名/ 股碼	成交值	30 日均
SHS	32,539,674	20,333,590
CEO	13,184,262	7,769,464
PVS	8,351,382	6,878,613
SVN	5,042,700	7,627
IDJ	4,372,485	3,923,704

交易量排 名/股碼	成交值	30 日均
BSR	12,352,880	7,221,739
NAB	6,887,629	337,505
C4G	3,495,305	3,845,470
KVC	3,096,705	3,881,080
ABB	3,014,285	1,814,641

資料源: Bloomberg & Yuanta Research

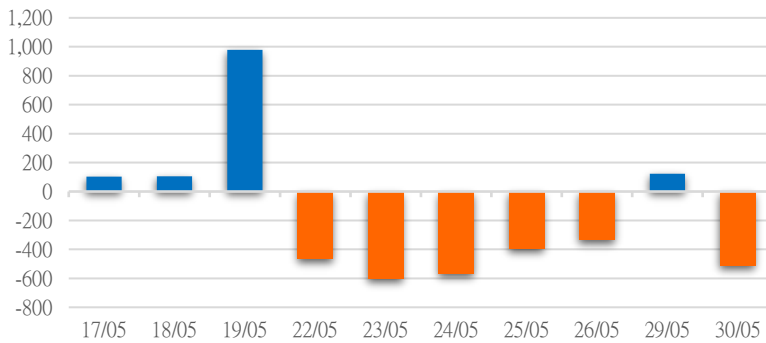
各行業板塊的交易走勢



資料源: FinPro - YSVN

外資買進賣統計

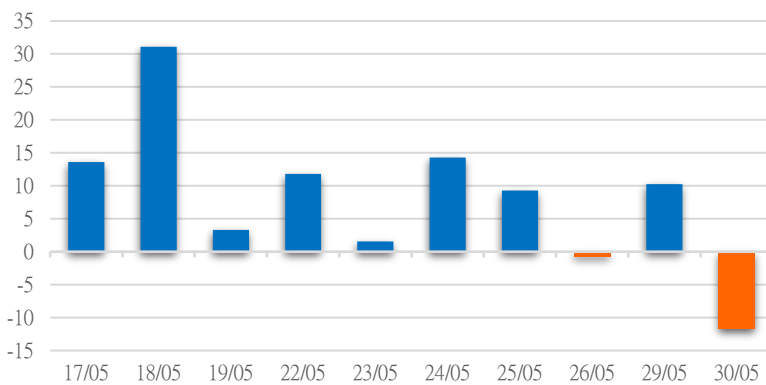
HSX 外資每日買/賣超



證券代碼	買超金額 (Mil.VND)	證券代碼	賣超金額 (Mil.VND)
FPT	312,844	EIB	732,513
VIC	100,113	VNM	51,450
FRT	22,589	NVL	45,095
DGC	20,672	FUEVFNVD	37,147
DGW	18,438	NKG	22,446

HSX 外資買/賣超的前 5 名

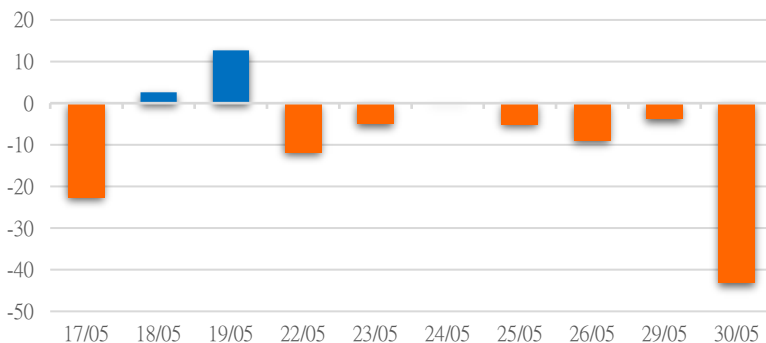
HNX 外資每日買/賣超



證券代碼	買超金額 (Mil.VND)	證券代碼	賣超金額 (Mil.VND)
CEO	8,527	PVS	12,218
MBS	4,704	IDC	8,355
PLC	1,487	BVS	2,460
PVI	707	TVD	1,153
MBG	286	TNG	931

HNX 外資買/賣超的前 5 名

UPCOM 外資每日買/賣超



證券代碼	買超金額 (Mil.VND)	證券代碼	賣超金額 (Mil.VND)
LTG	1,225	QNS	41,221
PFL	460	VTP	3,739
FOC	313	SKV	725
BDT	296	ACV	256
PHP	201	PAT	213

UPCOM 外資買/賣超的前 5 名

源: FinPro - YSVN

自營統計

證券代碼	買超金額 (Mil.VND)	證券代碼	賣超金額 (Mil.VND)
FUEVFN30	101,911	VCB	61,437
E1VFN30	14,747	HPG	15,238
ACB	11,050	HDG	13,640
CRE	8,547	MWG	9,721
VNM	7,896	VPB	9,217

HSX 自營交易最大前名

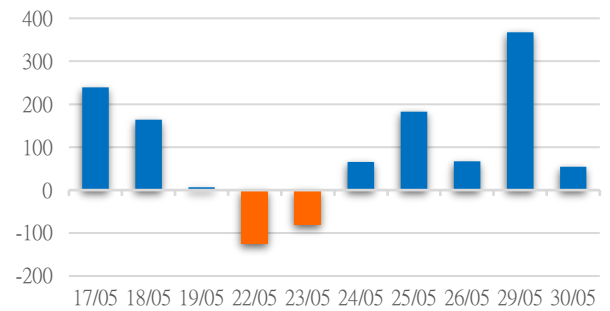
證券代碼	買超金額 (Mil.VND)	證券代碼	賣超金額 (Mil.VND)
		DTD	4,609
		SHS	1,170.9
		TAR	1.2
		PCT	0.6
		BSC	0.2

HNX 自營交易最大前名

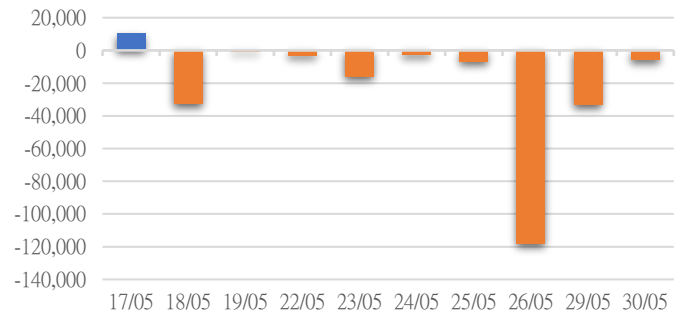
證券代碼	買超金額 (Mil.VND)	證券代碼	賣超金額 (Mil.VND)
MCH	1,723.81	BSR	1,735
		NAB	1

UPCoM 自營交易最大前名

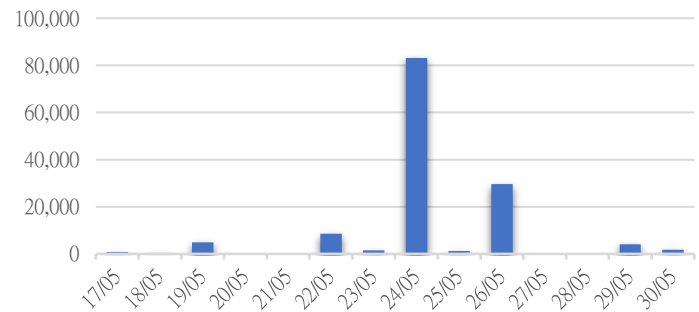
HSX 自營交易每日買/賣超 (Bil.VND)



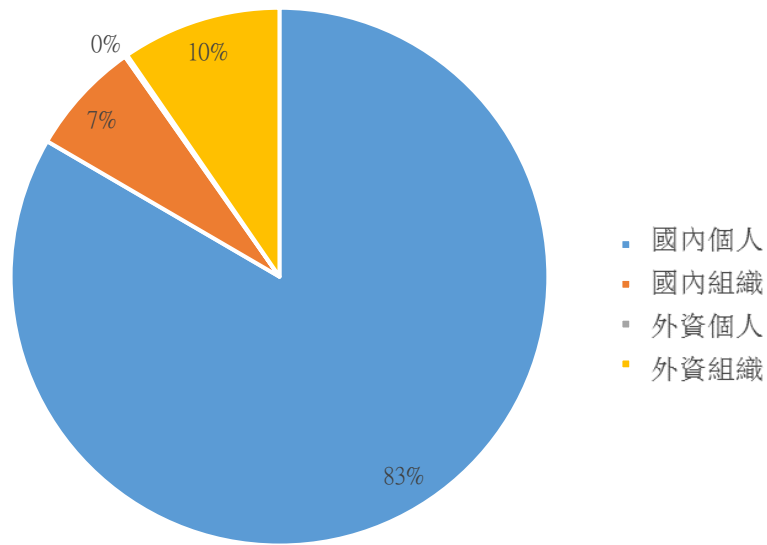
HNX 自營交易每日買/賣超 (Mil.VND)



UPCoM 自營交易每日買/賣超 (Mil.VND)



越南證券市場投資人類別統計



資料源: FiinPro – YSVN

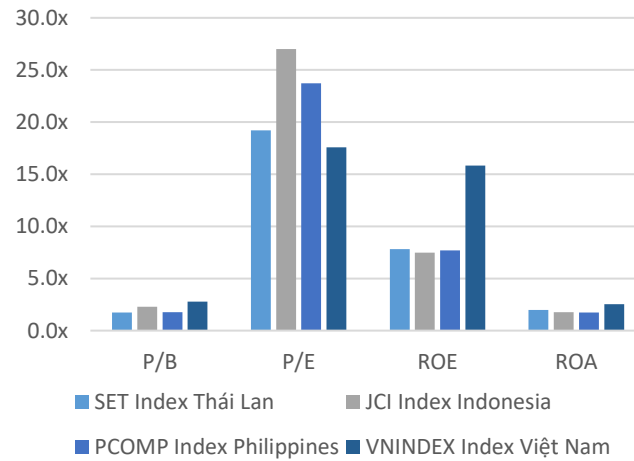
東南亞主要市場走勢比較



東南亞主要市場數據

		Thailand	Indonesia	Philippines	Vietnam
P/B		1.5x	1.9x	1.6x	1.6x
P/E		21.0x	14.5x	14.1x	14.6x
ROE	%	8.26	11.92	10.92	12.84
ROA	%	2.13	3.38	2.40	2.04
Vốn hóa	Tỷ USD	541.08	632.92	166.71	182.58
GTGD	Triệu USD	0.98	0.50	0.04	0.50
LS cổ tức	%	3.16	4.19	2.50	1.81

源: Bloomberg & YSVN



元大證券（越南）公司

個人客戶分析部

Nguyễn Thế Minh
研究分析經理
+84 28 3622 6868 ext 3826
minh.nguyen@yuanta.com.vn

Lý Thị Hiền
研究分析主管
+84 28 3622 6868 ext 3908
hien.ly@yuanta.com.vn

Quách Đức Khánh
研究分析副主管
+84 28 3622 6868 ext 3833
khanh.quach@yuanta.com.vn

Khổng Hữu Hiệp
高級分析專員
+84 28 3622 6868 ext 3912
hiiep.khong@yuanta.com.vn

Nguyễn Trịnh Ngọc Hồng
高級分析專員
+84 28 3622 6868 ext 3832
hong.nguyen@yuanta.com.vn

Phạm Tấn Phát
高級分析專員
+84 28 3622 6868 ext 3880
phat.pham@yuanta.com.vn

個人客戶業務部

Phạm Đắc Thành
北部分行經理
+84 28 3622 6868 ext 3416
thanh.pham@yuanta.com.vn

Võ Thị Thu Thủy
平陽分行經理
+84 28 3622 6868 ext 3505
thuy.vo@yuanta.com.vn

Lương Kỳ Ty
堤岸分行經理
+84 28 3622 6868 ext 3653
ty.luong@yuanta.com.vn

Bùi Quốc Phong
同奈分行經理
+84 28 3622 6868 ext 3701
phong.bui@yuanta.com.vn

Võ Đình Tuấn
峴港分行經理
+84 28 3622 6868 ext 3301
tuan.vo@yuanta.com.vn

Nguyễn Việt Quang
河內分行經理
+84 28 3622 6868 ext 3404
quang.nguyen@yuanta.com.vn

Đinh Thị Thu Cúc
頭頓分行經理
+84 28 3622 6868 ext 3203
cuc.dinh@yuanta.com.vn

Appendix A: Important Disclosures

Analyst Certification

Each research analyst primarily responsible for the content of this research report, in whole or in part, certifies that with respect to each security or issuer that the analyst covered in this report: (1) all of the views expressed accurately reflect his or her personal views about those securities or issuers; and (2) no part of his or her compensation was, is, or will be, directly or indirectly, related to the specific recommendations or views expressed by that research analyst in the research report.

Ratings Definitions

BUY: We have a positive outlook on the stock based on our expected absolute or relative return over the investment period. Our thesis is based on our analysis of the company's outlook, financial performance, catalysts, valuation and risk profile. We recommend investors add to their position.

HOLD-Outperform: In our view, the stock's fundamentals are relatively more attractive than peers at the current price. Our thesis is based on our analysis of the company's outlook, financial performance, catalysts, valuation and risk profile.

HOLD-Underperform: In our view, the stock's fundamentals are relatively less attractive than peers at the current price. Our thesis is based on our analysis of the company's outlook, financial performance, catalysts, valuation and risk profile.

SELL: We have a negative outlook on the stock based on our expected absolute or relative return over the investment period. Our thesis is based on our analysis of the company's outlook, financial performance, catalysts, valuation and risk profile. We recommend investors reduce their position.

Under Review: We actively follow the company, although our estimates, rating and target price are under review.

Restricted: The rating and target price have been suspended temporarily to comply with applicable regulations and/or Yuanta policies.

Note: Yuanta research coverage with a Target Price is based on an investment period of 12 months. Greater China Discovery Series coverage does not have a formal 12 month Target Price and the recommendation is based on an investment period specified by the analyst in the report.

Global Disclaimer

© 2018 Yuanta. All rights reserved. The information in this report has been compiled from sources we believe to be reliable, but we do not hold ourselves responsible for its completeness or accuracy. It is not an offer to sell or solicitation of an offer to buy any securities. All opinions and estimates included in this report constitute our judgment as of this date and are subject to change without notice.

This report provides general information only. Neither the information nor any opinion expressed herein constitutes an offer or invitation to make an offer to buy or sell securities or other investments. This material is prepared for general circulation to clients and is not intended to provide tailored investment advice and does not take into account the individual financial situation and objectives of any specific person who may receive this report. Investors should seek financial advice regarding the appropriateness of investing in any securities, investments or investment strategies discussed or recommended in this report. The information contained in this report has been compiled from sources believed to be reliable but no representation or warranty, express or implied, is made as to its accuracy, completeness or correctness. This report is not (and should not be construed as) a solicitation to act as securities broker or dealer in any jurisdiction by any person or company that is not legally permitted to carry on such business in that jurisdiction.

Yuanta research is distributed in the United States only to Major U.S. Institutional Investors (as defined in Rule 15a-6 under the Securities Exchange Act of 1934, as amended and SEC staff interpretations thereof). All transactions by a US person in the securities mentioned in this report must be effected through a registered broker-dealer under Section 15 of the Securities Exchange Act of 1934, as amended. Yuanta research is distributed in Taiwan by Yuanta Securities Investment Consulting. Yuanta research is distributed in Hong Kong by Yuanta Securities (Hong Kong) Co. Limited, which is licensed in Hong Kong by the Securities and Futures Commission for regulated activities, including Type 4 regulated activity (advising on securities). In Hong Kong, this research report may not be redistributed, retransmitted or disclosed, in whole or in part or any form or manner, without the express written