

當日市場：大型股繼續上漲的勢頭

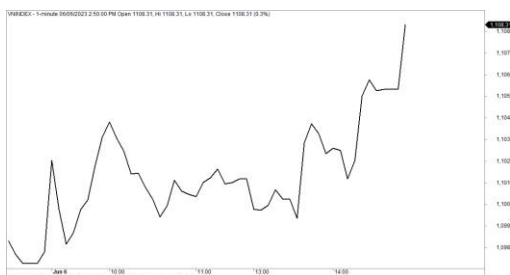
2023/06/07

市場走勢

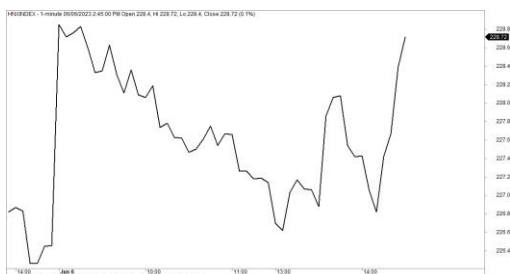
市場指數	VNI	HNI	UPCOM
收盤	1,108.31	228.72	84.43
%日	0.96%	0.95%	0.38%
%週	2.81%	3.34%	3.38%
%月	6.54%	10.07%	8.86%
%年	-14.09%	-25.45%	-10.09%
成交值(Bil.VND)			
當日	9,763	1,044	442
日均量/週	16,237	1,877	1,014
日均量/月	13,231	1,673	735
外資進出			
買進	1,165.71	28.17	10.30
賣出	1,095.87	18.93	64.13
買賣超	69.84	9.23	-53.83
市場漲跌家數			
上漲	138	117	149
下跌	305	67	107
持平	56	73	84
市場指標			
P/E	13.01	17.61	13.51
總市值 (兆盾)	4,411	281	1,054
股息殖利率	3.25%	1.56%	6.22%

資料源: Bloomberg – YSVN

VNINDEX



HNIINDEX



市場走勢

市場情緒繼續積極，證券和房地產的激動人心的走勢幫助指數擴大漲幅。VN-Index 收盤上漲 0.96%，止於 1108.31 點，HNX-Index 和 Upcom-Index 也分別上漲 0.95% 和 0.38%。3 大市場的交易額均保持在 16 兆 9,870 億越南盾的高位。

隨著 VCB (1%) 連續第三個交易日延續漲勢，大型股繼續強勁上漲。VHM (2.4%)、VIC (2.1%)、TCB (2.5%)、GVR (2.2%)、GAS (1.2%) 當天也有顯著漲幅。另一方面，VNM、MSN、CTG、POW、TPB 小幅下調。

關於行業，必須要說的是強烈上漲的證券類股，如 VND (6.9%)、SSI (4.4%)、HCM (3.2%)等。

外資在市場上重新買超 250 億越南盾，其中 SSI (1440 億)、VND (820 億)、FUSSVFL (420 億) 是外資積極買超的股票。另一方面，VNM (1450 億)、CTG (700 億)、ST8 (600 億) 則被外資拋售最多的股票。

市場短期觀點

我們認為市場將繼續上漲的趨勢，VN-Index 可能會在下一交易日重新測試 1,110 - 1,125 點的阻力位。同時，市場仍處於積極的強烈震盪階段，因此短期上漲趨勢依然很清楚，但我們認為隨著指數正往強力的阻力位移動，短期投資的機會將繼續收窄，多檔股票也進入超買的區域。此外，短期情緒指標持平，投資者對當前市場走勢仍處於樂觀階段。

大盤短期趨勢還是為上漲。因此，我們建議短線投資者可繼續持有當前水平的持股比例，並限制未來幾個交易日增加持股比例，特別是投資者應限制在當前買進中小型股。

請在 <https://ysradar.yuanta.com.vn/> 查看有關股票的信號。

技術分析圖



VN-Index 指數技術分析圖



HNX-Index 指數技術分析圖

指數	短期趨勢	中期趨勢	阻力區 1	阻力區 2	支撐區 1	支撐區 2
VN-Index	上漲	上漲	1110	1130	870	800
HNX-Index	上漲	上漲	197	210	189	160
VN30	上漲	上漲	1120	1140	980	960
VNMidcaps	上漲	上漲	1,030	1200	963	900
VNSmallcaps	上漲	上漲	1000	1150	804	750

胡志明市交易所 (HSX)

	收盤	漲跌%
VNI	1108.31	0.96%
VN30	1102.32	1.03%
VN Mid	1449.22	1.18%
VN Small	1318.03	0.74%

河內交易所 (HSX)

	收盤	漲跌%
HNI	228.72	0.95%
HN30	423.09	1.15%
VNX AllSh	1077.29	1.05%

UPCOM 市場 (UPCoM)

	收盤	漲跌%
UPCoM	84.43	0.38%

外資交易	成交值 (Bil.VND)
買進	1165.71
賣出	1095.87
買超/賣超	69.84

外資交易	成交值 (Bil.VND)
買進	28.17
賣出	18.93
買超/賣超	9.23

外資交易	成交值 (Bil.VND)
買進	10.30
賣出	64.13
買超/賣超	-53.83

上漲排名/ 股碼	漲跌(VND)	漲跌%
VND	1250	6.93%
CRE	600	6.90%
QCG	560	6.90%
DLG	200	6.85%
EVG	430	6.37%

上漲排名/ 股碼	漲跌(VND)	漲跌%
VC7	1500	9.49%
NRC	500	9.09%
IPA	1300	7.78%
SHS	700	5.83%
DHT	2000	3.92%

上漲排名/ 股碼	漲跌(VND)	漲跌%
MSR	706	4.08%
PHP	859	3.89%
DVN	608	3.36%
BDT	435	2.86%
SIP	3138	2.81%

下跌排名/ 股碼	漲跌(VND)	漲跌%
PAC	-700	-2.32%
SHI	-300	-2.14%
FIR	-800	-1.92%
OPC	-350	-1.49%
VTO	-130	-1.42%

下跌排名/ 股碼	漲跌(VND)	漲跌%
VC3	-600	-2.03%
LAS	-200	-1.79%
VGS	-200	-1.23%
TVD	-200	-1.14%
IDJ	-100	-0.66%

下跌排名/ 股碼	漲跌(VND)	漲跌%
KLB	-979	-6.44%
HDM	-973	-2.50%
VAB	-208	-2.48%
DDV	-220	-2.12%
CLX	-308	-2.01%

*備註：市值>5,000 億盾；成交值>15 億盾

市值排名/ 股碼	Bil.VND
VCB	463,787
VHM	233,830
BID	226,116
VIC	198,706
GAS	179,911

市值排名/ 股碼	Bil.VND
PVS	14,865
THD	14,035
IDC	13,629
KSF	12,240
BAB	12,085

市值排名/ 股碼	Bil.VND
ACV	169,682
VGI	72,525
BSR	54,575
MCH	53,010
VEA	51,153

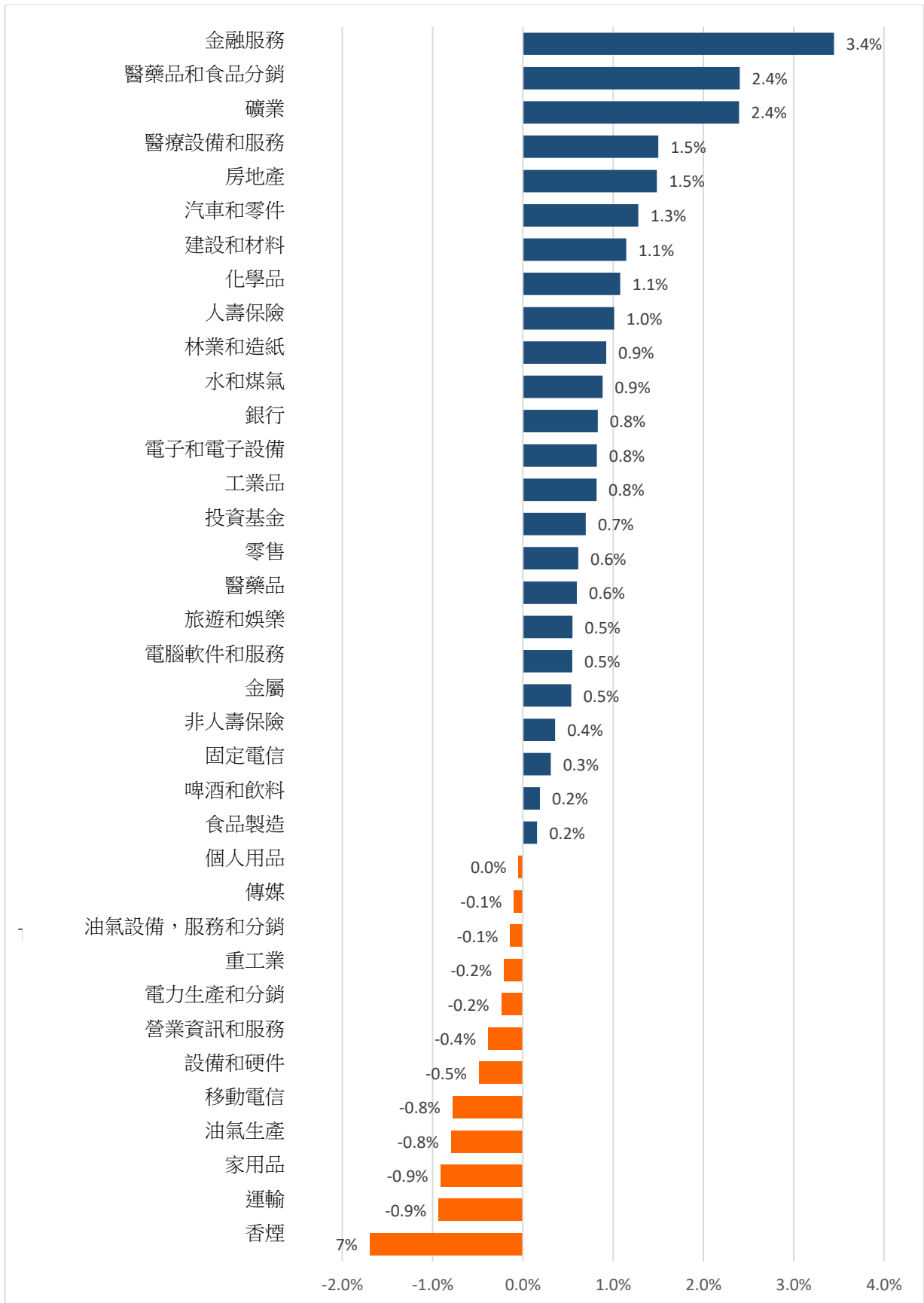
交易量排名/ 股碼	成交值	30 日均
VND	52,230,233	29,235,407
SHB	41,627,968	23,515,692
SSI	34,513,644	19,598,259
MBB	23,040,897	8,791,708
DIG	21,351,348	22,976,489

交易量排名/ 股碼	成交值	30 日均
SHS	57,531,356	20,792,866
CEO	7,949,296	7,921,182
MBS	6,655,106	3,263,627
PVS	5,786,367	7,366,130
NRC	4,368,202	2,271,289

交易量排 名/股碼	成交值	30 日均
BSR	8,286,969	8,448,720
VHG	8,010,082	4,581,663
SBS	5,178,370	3,902,400
ABB	2,885,420	2,313,016
KVC	2,511,984	3,333,698

資料源: Bloomberg & Yuanta Research

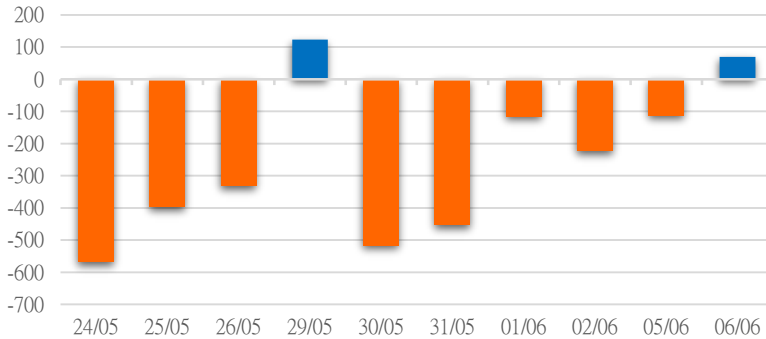
各行業板塊的交易走勢



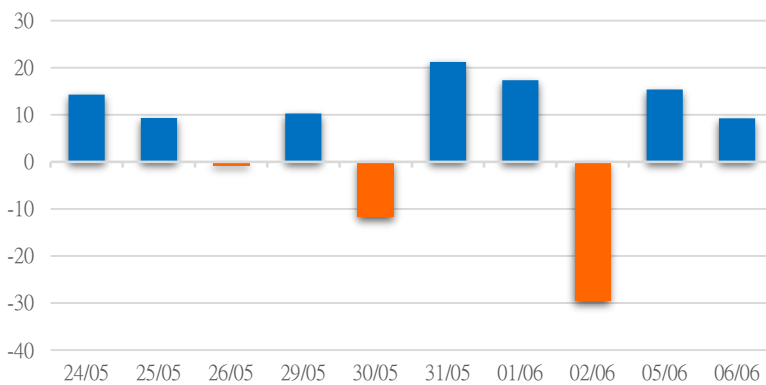
資料源: FiinPro - YSVN

外資買進賣統計

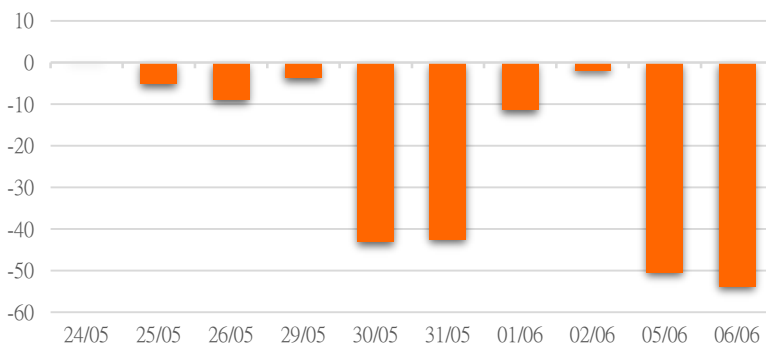
HSX 外資每日買/賣超



HNX 外資每日買/賣超



UPCOM 外資每日買/賣超



證券代碼	買超金額 (Mil.VND)	證券代碼	賣超金額 (Mil.VND)
SSI	143,692	VNM	145,397
VND	82,173	CTG	69,450
FUESSVFL	42,330	ST8	60,882
VHM	42,090	VPB	56,412
HDB	39,543	MSN	41,397

HSX 外資買/賣超的前 5 名

證券代碼	買超金額 (Mil.VND)	證券代碼	賣超金額 (Mil.VND)
DTD	9,722	IDC	2,967
MBS	7,442	CEO	2,662
PVS	2,635	PVI	2,025
PLC	2,244	SD5	1,785
HUT	185	TNG	998

HNX 外資買/賣超的前 5 名

證券代碼	買超金額 (Mil.VND)	證券代碼	賣超金額 (Mil.VND)
MCH	1,924	BSR	43,186
PHP	1,507	MPC	4,358
FOC	874	VTP	3,598
NAB	631	QNS	2,986
BVB	231	SIP	2,503

UPCOM 外資買/賣超的前 5 名

源: FiinPro - YSVN

自營統計

證券代碼	買超金額 (Mil.VND)	證券代碼	賣超金額 (Mil.VND)
MBB	37,781	VGC	62,472
FUEVFN30	24,961	CTG	58,629
MWG	18,144	FUESSVFL	42,343
ACB	17,159	BCG	6,943
E1VFN30	13,482	MSB	6,439

HSX 自營交易最大前 5 名

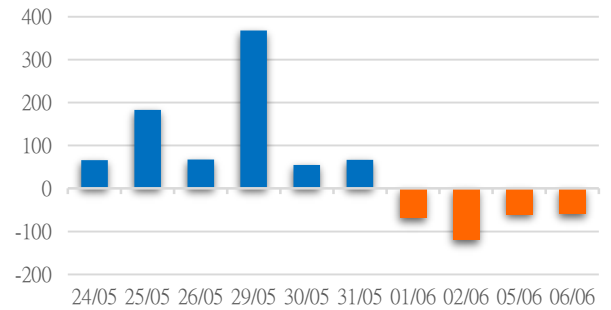
證券代碼	買超金額 (Mil.VND)	證券代碼	賣超金額 (Mil.VND)
MST	610.00	BED	0
PVS	610.00		
IDC	210.00		
PLC	37.30		

HNX 自營交易最大前名

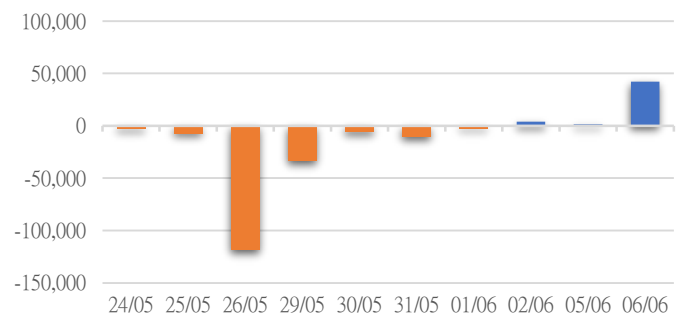
證券代碼	買超金額 (Mil.VND)	證券代碼	賣超金額 (Mil.VND)
SSH	73,599.89	QNS	28,405
ODE	15,000	BDT	3,097
		VNZ	624.0

UPCoM 自營交易最大前名

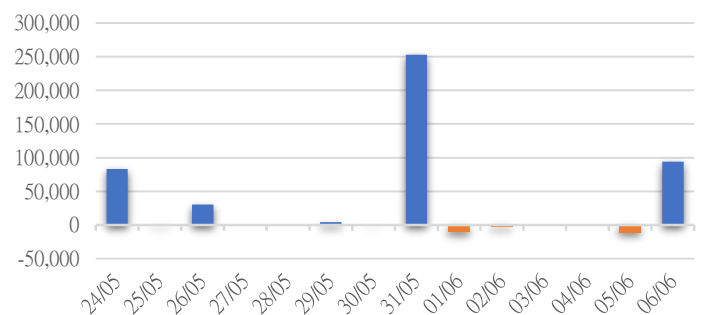
HSX 自營交易每日買/賣超 (Bil.VND)



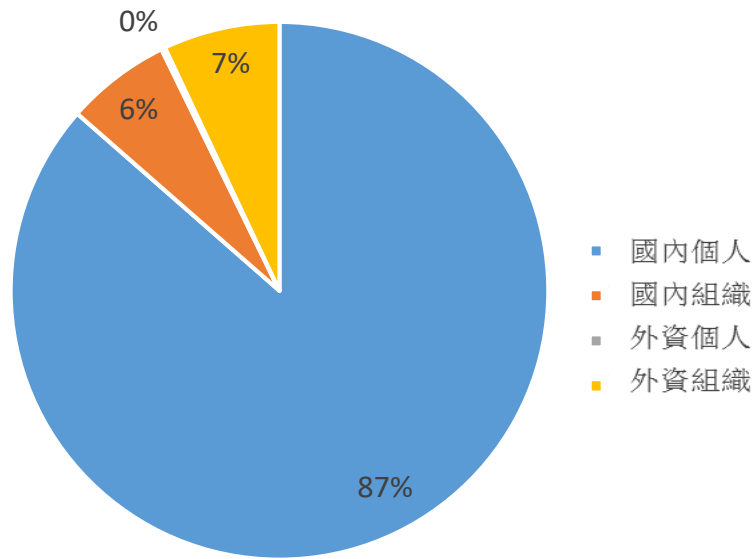
HNX 自營交易每日買/賣超 (Mil.VND)



UPCoM 自營交易每日買/賣超 (Mil.VND)



越南證券市場投資人類別統計



資料源: FiinPro - YSVN

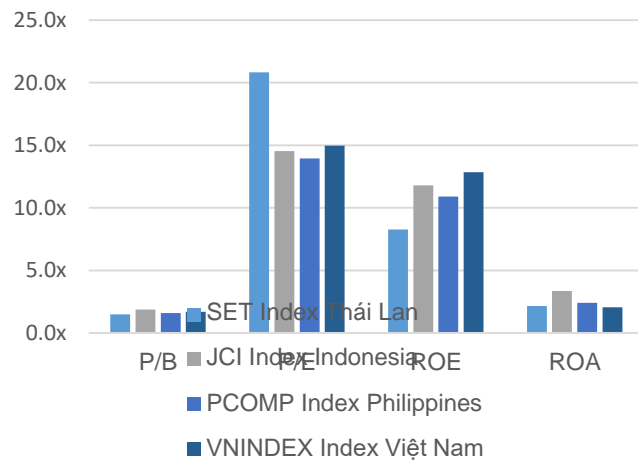
東南亞主要市場走勢比較



東南亞主要市場數據

		Thailand	Indonesia	Philippines	Vietnam
P/B		1.5x	1.9x	1.6x	1.7x
P/E		20.8x	14.5x	13.9x	15.0x
ROE	%	8.27	11.78	10.89	12.84
ROA	%	2.14	3.34	2.39	2.03
Vốn hóa	Tỷ USD	538.17	632.30	165.28	186.48
GTGD	Triệu USD	1.09	0.84	0.04	0.69
LS cổ tức	%	3.17	4.08	2.51	1.84

源: Bloomberg & YSVN



聯繫方式

個人客戶分析部

+84 28 3622 6868 ext 3826

research.re@yuanta.com.vn

Appendix A: Important Disclosures

Analyst Certification

Each research analyst primarily responsible for the content of this research report, in whole or in part, certifies that with respect to each security or issuer that the analyst covered in this report: (1) all of the views expressed accurately reflect his or her personal views about those securities or issuers; and (2) no part of his or her compensation was, is, or will be, directly or indirectly, related to the specific recommendations or views expressed by that research analyst in the research report.

Ratings Definitions

BUY: We have a positive outlook on the stock based on our expected absolute or relative return over the investment period. Our thesis is based on our analysis of the company's outlook, financial performance, catalysts, valuation and risk profile. We recommend investors add to their position.

HOLD-Outperform: In our view, the stock's fundamentals are relatively more attractive than peers at the current price. Our thesis is based on our analysis of the company's outlook, financial performance, catalysts, valuation and risk profile.

HOLD-Underperform: In our view, the stock's fundamentals are relatively less attractive than peers at the current price. Our thesis is based on our analysis of the company's outlook, financial performance, catalysts, valuation and risk profile.

SELL: We have a negative outlook on the stock based on our expected absolute or relative return over the investment period. Our thesis is based on our analysis of the company's outlook, financial performance, catalysts, valuation and risk profile. We recommend investors reduce their position.

Under Review: We actively follow the company, although our estimates, rating and target price are under review.

Restricted: The rating and target price have been suspended temporarily to comply with applicable regulations and/or Yuanta policies.

Note: Yuanta research coverage with a Target Price is based on an investment period of 12 months. Greater China Discovery Series coverage does not have a formal 12 months Target Price and the recommendation is based on an investment period specified by the analyst in the report.

Global Disclaimer

© 2018 Yuanta. All rights reserved. The information in this report has been compiled from sources we believe to be reliable, but we do not hold ourselves responsible for its completeness or accuracy. It is not an offer to sell or solicitation of an offer to buy any securities. All opinions and estimates included in this report constitute our judgment as of this date and are subject to change without notice.

This report provides general information only. Neither the information nor any opinion expressed herein constitutes an offer or invitation to make an offer to buy or sell securities or other investments. This material is prepared for general circulation to clients and is not intended to provide tailored investment advice and does not take into account the individual financial situation and objectives of any specific person who may receive this report. Investors should seek financial advice regarding the appropriateness of investing in any securities, investments or investment strategies discussed or recommended in this report. The information contained in this report has been compiled from sources believed to be reliable but no representation or warranty, express or implied, is made as to its accuracy, completeness or correctness. This report is not (and should not be construed as) a solicitation to act as securities broker or dealer in any jurisdiction by any person or company that is not legally permitted to carry on such business in that jurisdiction.

Yuanta research is distributed in the United States only to Major U.S. Institutional Investors (as defined in Rule 15a-6 under the Securities Exchange Act of 1934, as amended and SEC staff interpretations thereof). All transactions by a US person in the securities mentioned in this report must be effected through a registered broker-dealer under Section 15 of the Securities Exchange Act of 1934, as amended. Yuanta research is distributed in Taiwan by Yuanta Securities Investment Consulting. Yuanta research is distributed in Hong Kong by Yuanta Securities (Hong Kong) Co. Limited, which is licensed in Hong Kong by the Securities and Futures Commission for regulated activities, including Type 4 regulated activity (advising on securities). In Hong Kong, this research report may not be redistributed, retransmitted or disclosed, in whole or in part or any form or manner, without the express written