

當日市場：指數在窄幅波動

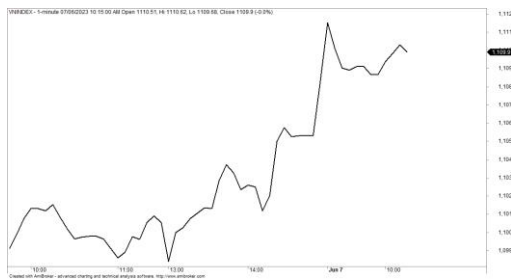
2023/06/08

市場走勢

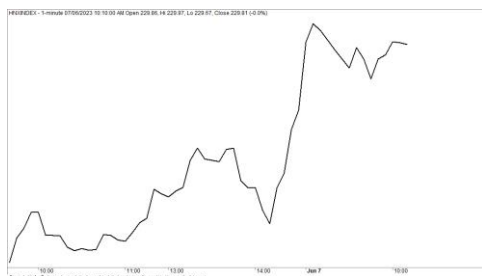
市場指數	VNI	HNI	UPCOM
收盤	1,109.54	230.33	84.56
%日	0.11%	0.70%	0.15%
%週	2.81%	3.34%	3.38%
%月	6.54%	10.07%	8.86%
%年	-14.09%	-25.45%	-10.09%
成交值(Bil.VND)			
當日	9,763	1,044	442
日均量/週	16,237	1,877	1,014
日均量/月	13,231	1,673	735
外資進出			
買進	1,089.40	9.28	11.71
賣出	1,258.07	19.74	64.71
買賣超	-168.66	-10.46	-53.00
市場漲跌家數			
上漲	138	114	149
下跌	305	67	107
持平	56	73	84
市場指標			
P/E	13.14	17.74	13.47
總市值 (兆盾)	4,453	283	1,051
股息殖利率	3.25%	1.56%	6.13%

資料源: Bloomberg – YSVN

VNINDEX



HNIINDEX



市場走勢

市場在連續第 5 個交易日延續漲勢，但在支柱股出現拋售壓力時漲幅有所收窄。VN-Index 收盤上漲 0.11%，止於 1109.54 點，HNX-Index 和 Upcom-Index 同步分別上漲 0.7% 和 0.15%。3 大市場的交易額均保持在 19 兆 920 億越南盾的高位。

跌幅在當日占主導地位，VN30-Index 有 11 檔上漲股和 16 檔下跌股。然而，拋售並不算太大，僅有 GVR、HDB、VCB、VJC 下跌 1-2%。在漲幅方面，HPG(3.9%) 在 5 月經營狀況有好轉的跡像後上漲，此外 BCM、MSN、TPB 也錄得良好的漲幅，而 PDR、NVL 漲停。

在行業板塊方面，鋼鐵股是當日在盤中領先的行業。此外，商業房地產股也受得關注，如 KDH、DIG、DXG、NLG 積極上漲。

外資在整個市場反轉賣超 2,320 億越南盾，其中 VNM（1,260 億）、ST8（870 億）、BSR（430 億）被拋售最多的股票。另一方面，VHM（600 億）、SSI（600 億）、GEX（530 億）在買超方面領先。

市場短期觀點

我們認為市場可能會在下個交易日繼續上漲，並在 1,115 – 1,125 點的阻力位。同時，主要指標進入強勁的阻力位，因此我們評估短期支付機會繼續收窄，T+風險上漲。積極點是現金流依然維持在高位，顯示短期需求依然積極，但也意味著拋售壓力也有所增加，尤其是最近的幾個交易日，現金流仍在各類股票之間分化，因此投資者應優先持有和維持賬戶現有頭寸，以在市場快速反轉時降低風險。

大盤的短期趨勢仍是上漲。因此，我們建議短期投資者可以在現階段繼續持有股票比例，並在現階段限制買進新股。

請在 <https://ysradar.yuanta.com.vn/> 查看有關股票的信號。

技術分析圖



指數技術分析圖 VN-Index



指數技術分析圖 HNX-Index

指數	短期趨勢	中期趨勢	阻力區 1	阻力區 2	支撐區 1	支撐區 2
VN-Index	上漲	上漲	1110	1130	870	800
HNX-Index	上漲	上漲	197	210	189	160
VN30	上漲	上漲	1120	1140	980	960
VNMidcaps	上漲	上漲	1,030	1200	963	900
VNSmallcaps	上漲	上漲	1000	1150	804	750

胡志明市交易所 (HSX)

	收盤	漲跌%
VNI	1109.54	0.11%
VN30	1105.68	0.30%
VN Mid	1458.07	0.61%
VN Small	1333.4	1.17%

河內交易所 (HSX)

	收盤	漲跌%
HNI	230.33	0.70%
HN30	427.39	1.02%
VNX AllSh	1082.2	0.46%

UPCOM 市場 (UPCoM)

	收盤	漲跌%
UPCoM	84.56	0.15%

外資交易	成交值 (Bil.VND)
買進	1089.4
賣出	1258.07
買超/賣超	-168.66

外資交易	成交值 (Bil.VND)
買進	9.28
賣出	19.74
買超/賣超	-10.46

外資交易	成交值 (Bil.VND)
買進	11.71
賣出	64.71
買超/賣超	-53.00

上漲排名/ 股碼	漲跌(VND)	漲跌%
NVL	950	6.99%
TCD	610	6.97%
POM	430	6.97%
EVG	500	6.96%
HPX	280	6.93%

上漲排名/ 股碼	漲跌(VND)	漲跌%
VGS	1600	9.94%
VC7	1700	9.83%
VC2	1400	9.79%
PTI	3100	9.14%
NRC	500	8.33%

上漲排名/ 股碼	漲跌(VND)	漲跌%
TID	1914	7.94%
TVN	407	6.56%
PGB	1116	4.00%
VFS	761	3.37%
TCI	288	2.88%

下跌排名/ 股碼	漲跌(VND)	漲跌%
ELC	-500	-3.57%
NT2	-800	-2.39%
LPB	-350	-2.28%
VCB	-2000	-2.02%
GMD	-1000	-1.92%

下跌排名/ 股碼	漲跌(VND)	漲跌%
NVB	-300	-1.84%
VC3	-400	-1.38%
DTD	-400	-1.30%
SCG	-700	-1.07%
BVS	-200	-0.82%

下跌排名/ 股碼	漲跌(VND)	漲跌%
GEE	-512	-1.84%
BVB	-174	-1.50%
DDV	-110	-1.08%
MPC	-190	-1.04%
MSR	-183	-1.02%

*備註: 市值>5,000 億盾; 成交值>15 億盾

市值排名/ 股碼	Bil.VND
VCB	468,519
VHM	239,490
BID	226,622
VIC	202,901
GAS	182,017

市值排名/ 股碼	Bil.VND
PVS	14,817
THD	14,105
IDC	13,629
KSF	12,360
BAB	12,085

市值排名/ 股碼	Bil.VND
ACV	169,312
VGI	71,962
BSR	54,094
MCH	53,050
VEA	50,812

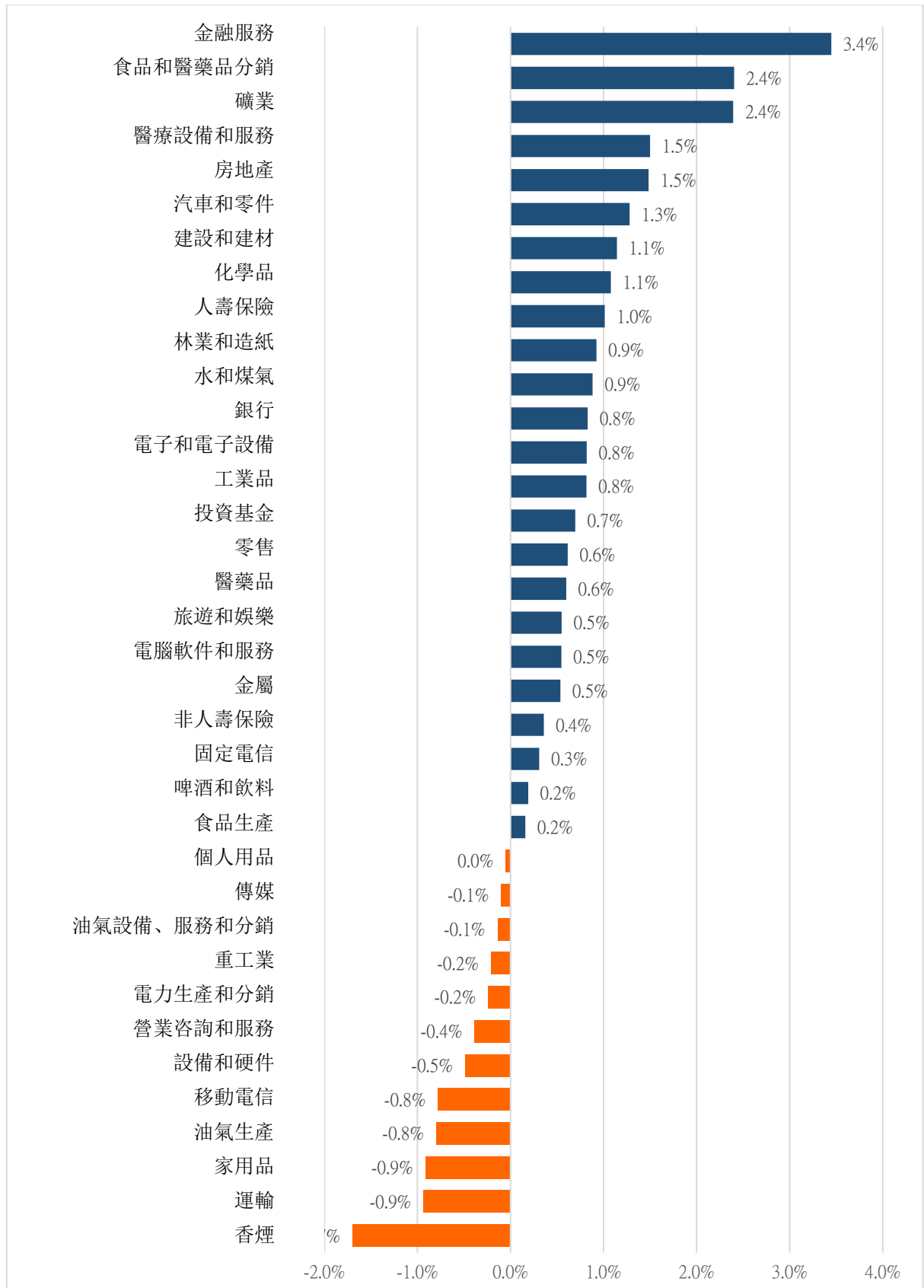
交易量排名/ 股碼	成交值	30 日均
NVL	56,133,600	18,758,645
HPG	55,514,600	16,793,181
SHB	43,124,600	23,854,068
HSG	28,558,500	15,193,330
VND	28,297,100	30,280,626

交易量排名/ 股碼	成交值	30 日均
SHS	17,557,009	21,730,003
CEO	11,274,333	7,922,460
PVS	6,826,473	7,286,141
NRC	4,114,405	2,363,460
HUT	3,747,639	2,635,675

交易量排 名/股碼	成交值	30 日均
BSR	8,993,371	8,441,367
VHG	4,140,884	4,737,500
QTP	2,830,118	749,894
SBS	2,814,619	3,960,399
C4G	2,764,469	3,586,457

資料源: Bloomberg & Yuanta Research

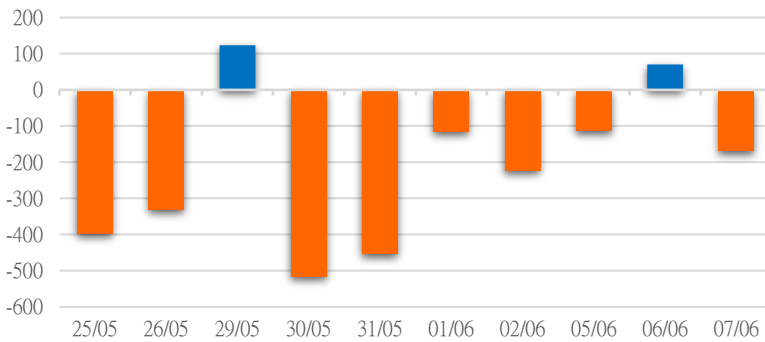
各行業板塊的交易走勢



資料源.: FinPro – YSVN

外資買進賣統計

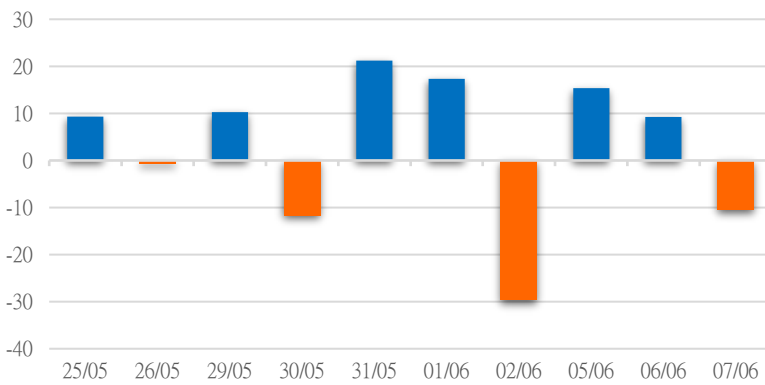
HSX 外資每日買/賣超



證券代碼	買超金額 (Mil.VND)	證券代碼	賣超金額 (Mil.VND)
GEX	62,185	VNM	126,816
VHM	60,565	ST8	88,376
SSI	59,967	HCM	34,989
KBC	22,199	FUEVFNVD	20,810
KDH	21,146	MSN	19,297

HSX 外資買/賣超的前 5 名

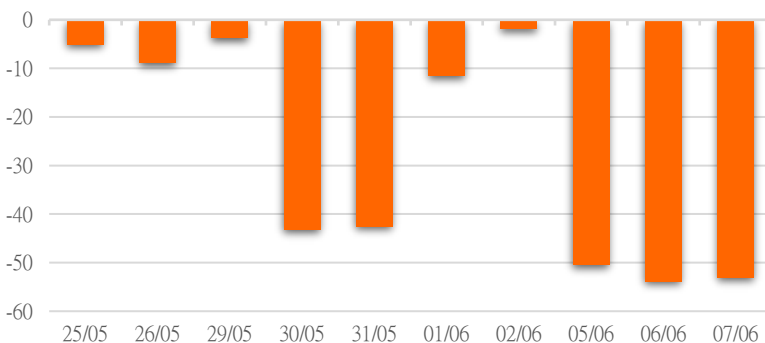
HNX 外資每日買/賣超



證券代碼	買超金額 (Mil.VND)	證券代碼	賣超金額 (Mil.VND)
TNG	3,078	PVS	7,154
IDC	1,597	SD5	3,174
SAF	153	BVS	1,142
CLH	119	PTI	1,114
PVC	68	PVG	596

HNX 外資買/賣超的前 5 名

UPCOM 外資每日買/賣超



證券代碼	買超金額 (Mil.VND)	證券代碼	賣超金額 (Mil.VND)
MPC	2,192	BSR	43,370
CST	970	QNS	7,307
ACV	876	VTP	5,239
ABI	757	VEA	1,115
FOC	431	LTG	1,030

UPCOM 外資買/賣超的前 5 名

源: FiiPro - YSVN

自營統計

證券代碼	買超金額 (Mil.VND)	證券代碼	賣超金額 (Mil.VND)
CTG	35,978	BCM	20,066
FUEVFNVD	29,766	VHM	17,935
HPG	21,572	MBB	15,308
HSG	16,678	STB	14,344
SSI	15,701	POW	12,009

HSX 自營交易最大前名

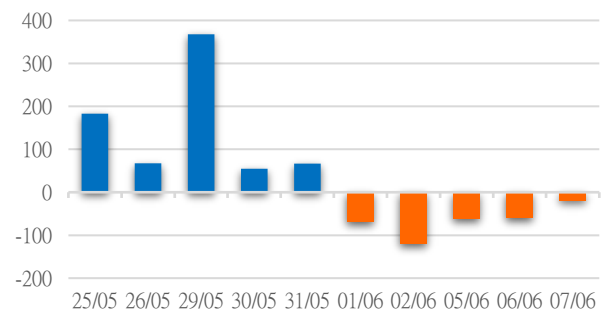
證券代碼	買超金額 (Mil.VND)	證券代碼	賣超金額 (Mil.VND)
PVS	10,976.00		
SHS	5,328.75		
L18	365.00		
IDC	210.00		

HNX 自營交易最大前名

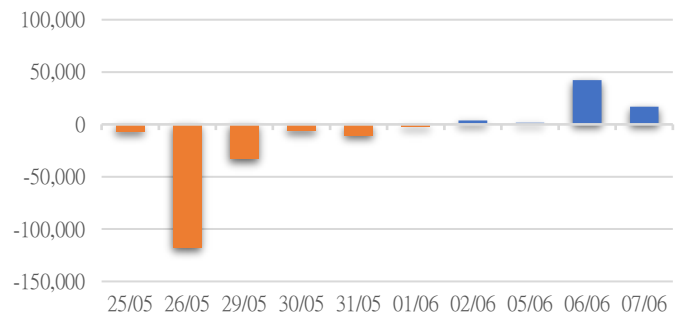
證券代碼	買超金額 (Mil.VND)	證券代碼	賣超金額 (Mil.VND)
NAB	11,400.00	QTP	27,880
		BDT	3,960
		GEE	0.0

UPCoM 自營交易最大前名

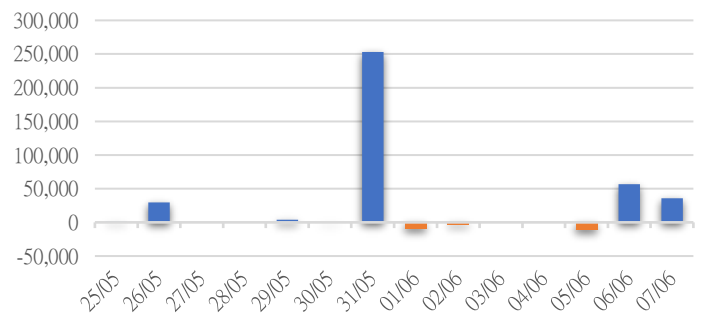
HSX 自營交易每日買/賣超 (BiL.VND)



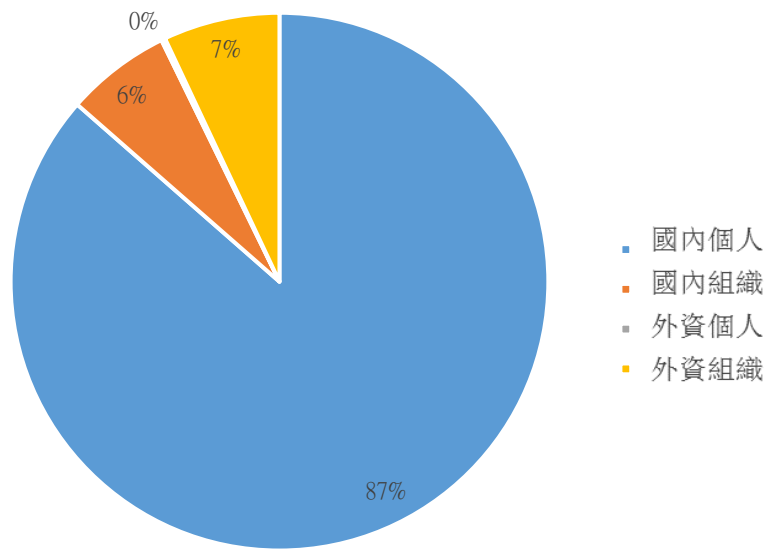
HNX 自營交易每日買/賣超 (Mil.VND)



UPCoM 自營交易每日買/賣超 (Mil.VND)



越南證券市場投資人類別統計



資料源: FiinPro – YSVN

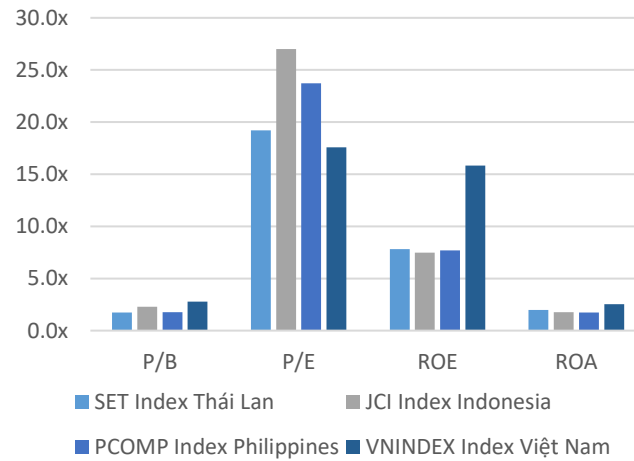
東南亞主要市場走勢比較



東南亞主要市場數據

		Thailand	Indonesia	Philippines	Vietnam
P/B		1.5x	1.9x	1.6x	1.7x
P/E		20.8x	14.5x	13.9x	15.1x
ROE	%	8.27	11.76	10.89	12.84
ROA	%	2.15	3.33	2.39	2.03
Vốn hóa	Tỷ USD	536.71	629.44	164.61	188.25
GTGD	Triệu USD	1.24	0.73	0.05	0.61
LS cổ tức	%	3.18	4.12	2.48	1.83

源: Bloomberg & YSVN



元大證券（越南）公司**個人客戶分析部**

Nguyễn Thế Minh
研究分析經理
+84 28 3622 6868 ext 3826
minh.nguyen@yuanta.com.vn

Lý Thị Hiền
研究分析主管
+84 28 3622 6868 ext 3908
hien.ly@yuanta.com.vn

Quách Đức Khánh
研究分析副主管
+84 28 3622 6868 ext 3833
khanh.quach@yuanta.com.vn

Khổng Hữu Hiệp
高級分析專員
+84 28 3622 6868 ext 3912
hiiep.khong@yuanta.com.vn

Nguyễn Trịnh Ngọc Hồng
高級分析專員
+84 28 3622 6868 ext 3832
hong.nguyen@yuanta.com.vn

Phạm Tấn Phát
高級分析專員
+84 28 3622 6868 ext 3880
phat.pham@yuanta.com.vn

個人客戶業務部

Phạm Đắc Thành
北部分行經理
+84 28 3622 6868 ext 3416
thanh.pham@yuanta.com.vn

Võ Thị Thu Thủy
平陽分行經理
+84 28 3622 6868 ext 3505
thuy.vo@yuanta.com.vn

Lương Kỳ Ty
堤岸分行經理
+84 28 3622 6868 ext 3653
ty.luong@yuanta.com.vn

Bùi Quốc Phong
同奈分行經理
+84 28 3622 6868 ext 3701
phong.bui@yuanta.com.vn

Võ Đình Tuấn
峴港分行經理
+84 28 3622 6868 ext 3301
tuan.vo@yuanta.com.vn

Nguyễn Việt Quang
河內分行經理
+84 28 3622 6868 ext 3404
quang.nguyen@yuanta.com.vn

Đinh Thị Thu Cúc
頭頓分行經理
+84 28 3622 6868 ext 3203
cuc.dinh@yuanta.com.vn

Appendix A: Important Disclosures

Analyst Certification

Each research analyst primarily responsible for the content of this research report, in whole or in part, certifies that with respect to each security or issuer that the analyst covered in this report: (1) all of the views expressed accurately reflect his or her personal views about those securities or issuers; and (2) no part of his or her compensation was, is, or will be, directly or indirectly, related to the specific recommendations or views expressed by that research analyst in the research report.

Ratings Definitions

BUY: We have a positive outlook on the stock based on our expected absolute or relative return over the investment period. Our thesis is based on our analysis of the company's outlook, financial performance, catalysts, valuation and risk profile. We recommend investors add to their position.

HOLD-Outperform: In our view, the stock's fundamentals are relatively more attractive than peers at the current price. Our thesis is based on our analysis of the company's outlook, financial performance, catalysts, valuation and risk profile.

HOLD-Underperform: In our view, the stock's fundamentals are relatively less attractive than peers at the current price. Our thesis is based on our analysis of the company's outlook, financial performance, catalysts, valuation and risk profile.

SELL: We have a negative outlook on the stock based on our expected absolute or relative return over the investment period. Our thesis is based on our analysis of the company's outlook, financial performance, catalysts, valuation and risk profile. We recommend investors reduce their position.

Under Review: We actively follow the company, although our estimates, rating and target price are under review.

Restricted: The rating and target price have been suspended temporarily to comply with applicable regulations and/or Yuanta policies.

Note: Yuanta research coverage with a Target Price is based on an investment period of 12 months. Greater China Discovery Series coverage does not have a formal 12 month Target Price and the recommendation is based on an investment period specified by the analyst in the report.

Global Disclaimer

© 2018 Yuanta. All rights reserved. The information in this report has been compiled from sources we believe to be reliable, but we do not hold ourselves responsible for its completeness or accuracy. It is not an offer to sell or solicitation of an offer to buy any securities. All opinions and estimates included in this report constitute our judgment as of this date and are subject to change without notice.

This report provides general information only. Neither the information nor any opinion expressed herein constitutes an offer or invitation to make an offer to buy or sell securities or other investments. This material is prepared for general circulation to clients and is not intended to provide tailored investment advice and does not take into account the individual financial situation and objectives of any specific person who may receive this report. Investors should seek financial advice regarding the appropriateness of investing in any securities, investments or investment strategies discussed or recommended in this report. The information contained in this report has been compiled from sources believed to be reliable but no representation or warranty, express or implied, is made as to its accuracy, completeness or correctness. This report is not (and should not be construed as) a solicitation to act as securities broker or dealer in any jurisdiction by any person or company that is not legally permitted to carry on such business in that jurisdiction.

Yuanta research is distributed in the United States only to Major U.S. Institutional Investors (as defined in Rule 15a-6 under the Securities Exchange Act of 1934, as amended and SEC staff interpretations thereof). All transactions by a US person in the securities mentioned in this report must be effected through a registered broker-dealer under Section 15 of the Securities Exchange Act of 1934, as amended. Yuanta research is distributed in Taiwan by Yuanta Securities Investment Consulting. Yuanta research is distributed in Hong Kong by Yuanta Securities (Hong Kong) Co. Limited, which is licensed in Hong Kong by the Securities and Futures Commission for regulated activities, including Type 4 regulated activity (advising on securities). In Hong Kong, this research report may not be redistributed, retransmitted or disclosed, in whole or in part or any form or manner, without the express written