

當日市場：拋售壓力壓倒市場

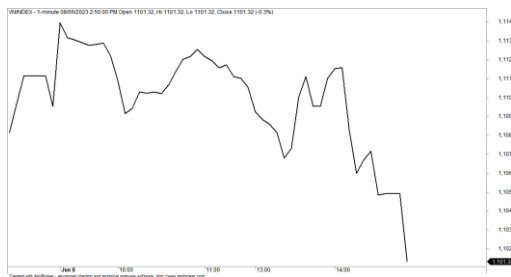
2023/06/09

市場走勢

市場指數	VNI	HNI	UPCOM
收盤	1,101.32	226.78	84.02
%日	-0.74%	-1.54%	-0.64%
%週	2.13%	1.25%	0.61%
%月	4.55%	7.52%	7.20%
%年	-15.80%	-27.06%	-11.56%
成交值(Bil.VND)			
當日	9,763	1,044	442
日均量/週	18,648	2,057	908
日均量/月	13,867	1,722	748
外資進出			
買進	2,439.46	57.91	7.67
賣出	2,755.56	10.85	18.67
買賣超	-316.10	47.06	-11.01
市場漲跌家數			
上漲	138	83	149
下跌	305	115	107
持平	56	73	84
市場指標			
P/E	13.15	17.88	13.51
總市值 (兆盾)	4,458	286	1,054
股息殖利率	3.25%	1.56%	6.22%

資料源: Bloomberg – YSVN

VNINDEX



HNIINDEX



市場走勢

隨著指數以跌幅收盤，市場中斷了漲勢。VN-Index 收盤下跌 0.74%，止於 1101.32 點，HNX-Index 和 Upcom-Index 同步分別下跌 1.54% 和 0.64%。3 大市場的交易價值均急劇增加，達到 24 兆 4,440 億越南盾的數月新高。

VN30-Index 收盤下跌 1.2%，顯示大型股的拋售壓力較大。MWG、NVL、SSI、STG、TCB、TPB、VPB、GVR 等在當日下跌 2-3%。在漲幅方面，HPG、PDR、POW、VCB、VJC 在盤中逆市而行。VCB (3.1%) 是最受關注的股票，並收於 100,000 越南盾/股。

投機性現金流持續活躍，LDG、TDH、PSH、QCG 等多仙股漲停。

外資在整個市場賣出 2,800 億越南盾，其中 VNM (2,110 億)、GEX (710 億)、HCM (480 億) 被拋售最多的股票。另一方面，VHM (670 億)、VCB (580 億)、VIX (520 億) 在買超方面領先。

市場短期觀點

我們認為市場可能會繼續下跌，VN-Index 可能會在下一交易日重新測試 1,090 – 1,095 點的支撐位。同時，我們評估市場僅處於短期調整階段，VN-Index 在 1,090 – 1,095 點的支撐位，這是本次調整的重要支撐位。此外，根據價格模型，價格走勢圖處於調整第 4 波階段，本次調整有兩個目標為 1,090 – 1,095 點和 1,080 – 1,085 點。

大盤的短期趨勢仍是上漲。因此，我們建議短期投資者可以繼續觀察市場，並持有當前水平的股票比例，尤其是投資者在未來幾個交易日在觀察更多市場走勢時不應回購。

請在 <https://ysradar.yuanta.com.vn/> 查看有關股票的信號。

技術分析圖



指數技術分析圖 VN-Index



指數技術分析圖 HNX-Index

指數	短期趨勢	中期趨勢	阻力區 1	阻力區 2	支撐區 1	支撐區 2
VN-Index	上漲	上漲	1110	1130	870	800
HNX-Index	上漲	上漲	197	210	189	160
VN30	上漲	上漲	1120	1140	980	960
VNMidcaps	上漲	上漲	1,030	1200	963	900
VNSmallcaps	上漲	上漲	1000	1150	804	750

胡志明市交易所 (HSX)

	收盤	漲跌%
VNI	1101.32	-0.74%
VN30	1092.46	-1.20%
VN Mid	1429.82	-1.94%
VN Small	1318.53	-1.12%

河內交易所 (HSX)

	收盤	漲跌%
HNI	226.78	-1.54%
HN30	418.42	-2.10%
VNX AllSh	1067	-1.40%

UPCOM 市場 (UPCoM)

	收盤	漲跌%
UPCoM	84.02	-0.64%

外資交易	成交值 (Bil.VND)
買進	2439.46
賣出	2755.56
買超/賣超	-316.1

外資交易	成交值 (Bil.VND)
買進	57.91
賣出	10.85
買超/賣超	47.06

外資交易	成交值 (Bil.VND)
買進	7.67
賣出	18.67
買超/賣超	-11.01

上漲排名/ 股碼	漲跌(VND)	漲跌%
PSH	950	6.99%
LDG	340	6.98%
POM	460	6.97%
TDH	380	6.95%
QCG	640	6.90%

上漲排名/ 股碼	漲跌(VND)	漲跌%
DHT	4500	8.08%
VC3	1300	4.56%
EVS	600	4.44%
NAG	200	1.15%
S99	100	1.01%

上漲排名/ 股碼	漲跌(VND)	漲跌%
PXL	1192	12.55%
AAS	1253	8.76%
TID	2204	8.48%
BDT	477	3.04%
VLB	929	2.97%

下跌排名/ 股碼	漲跌(VND)	漲跌%
DRH	-490	-6.86%
NHA	-1450	-6.49%
VND	-1150	-5.97%
GEX	-1100	-5.79%
DIG	-1200	-5.45%

下跌排名/ 股碼	漲跌(VND)	漲跌%
API	-1000	-6.33%
APS	-1000	-6.33%
MBG	-400	-6.25%
NRC	-400	-6.15%
IPA	-1100	-6.08%

下跌排名/ 股碼	漲跌(VND)	漲跌%
VOC	-933	-3.67%
SBS	-196	-2.51%
DSC	-446	-2.06%
PAT	-1385	-1.71%
PGB	-485	-1.67%

*備註: 市值>5,000 億盾; 成交值>15 億盾

市值排名/ 股碼	Bil.VND
VCB	459,054
VHM	240,797
BID	224,346
VIC	201,376
GAS	180,868

市值排名/ 股碼	Bil.VND
PVS	14,817
THD	14,175
IDC	13,860
KSF	12,300
BAB	12,085

市值排名/ 股碼	Bil.VND
ACV	169,014
VGI	72,513
BSR	54,169
MCH	53,141
VEA	50,900

交易量排名/ 股碼	成交值	30 日均
VND	66,290,790	30,194,625
NVL	54,812,898	20,251,819
SHB	48,173,904	24,589,600
GEX	45,732,843	16,754,907
HPG	42,751,292	18,477,573

交易量排名/ 股碼	成交值	30 日均
SHS	32,412,496	21,544,221
PVS	11,490,556	7,266,155
CEO	10,403,400	8,068,194
IDC	6,698,744	2,740,131
HUT	5,985,278	2,684,021

交易量排 名/股碼	成交值	30 日均
BSR	14,836,084	8,465,150
VHG	6,013,411	4,711,561
SBS	4,790,183	3,910,582
HHG	3,535,124	1,300,246
KVC	3,522,209	3,177,794

資料源: Bloomberg & Yuanta Research

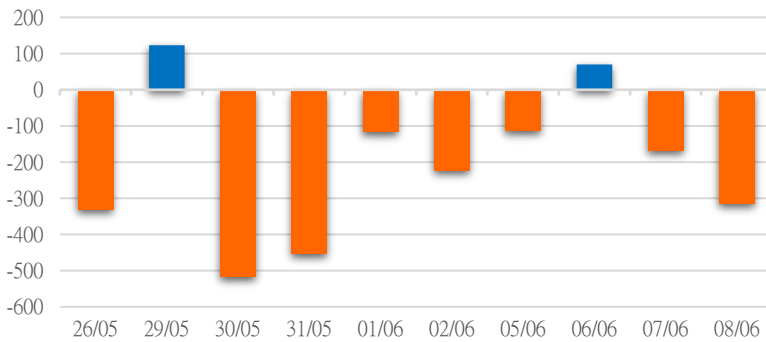
各行業板塊的交易走勢



資料源: FinPro – YSVN

外資買進賣統計

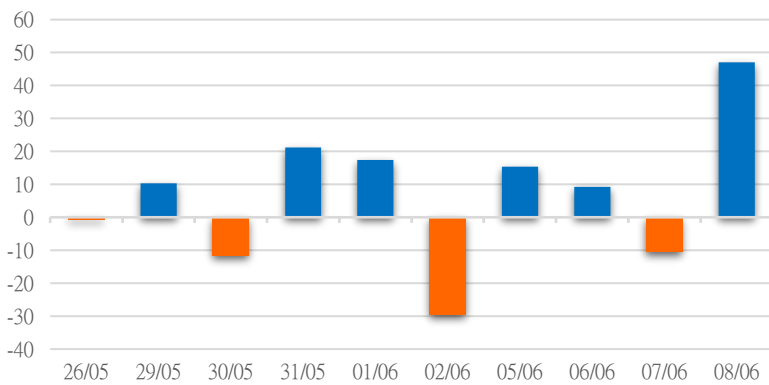
HSX 外資每日買/賣超



證券代碼	買超金額 (Mil.VND)	證券代碼	賣超金額 (Mil.VND)
VHM	66,688	VNM	211,288
VCB	57,833	GEX	70,689
VIX	57,388	HCM	48,233
HPG	51,801	LPB	40,784
VND	24,773	POW	39,495

HSX 外資買/賣超的前 5 名

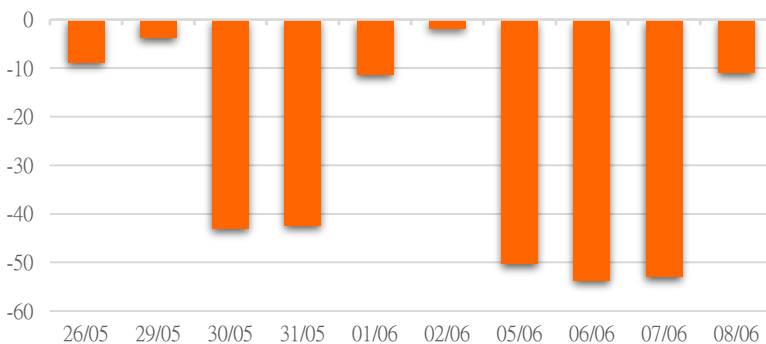
HNX 外資每日買/賣超



證券代碼	買超金額 (Mil.VND)	證券代碼	賣超金額 (Mil.VND)
IDC	21,428	SD5	1,798
PVS	14,334	PVI	1,155
CEO	6,889	NVB	1,103
SHS	3,117	BVS	949
DTD	2,069	PVG	542

HNX 外資買/賣超的前 5 名

UPCOM 外資每日買/賣超



證券代碼	買超金額 (Mil.VND)	證券代碼	賣超金額 (Mil.VND)
BSR	1,226	QNS	7,378
PHP	540	BVB	2,242
ACV	488	VEA	1,590
PXI	376	AAS	1,343
FOC	339	VTP	1,188

UPCOM 外資買/賣超的前 5 名

源: FiiPro - YSVN

自營統計

證券代碼	買超金額 (Mil.VND)	證券代碼	賣超金額 (Mil.VND)
NVL	141,208	BCG	22,369
FUEVFNVD	68,610	BCM	19,154
CTG	47,328	DBC	6,735
GEX	30,582	PNJ	3,736
STB	27,630	NBB	3,011

HSX 自營交易最大前名

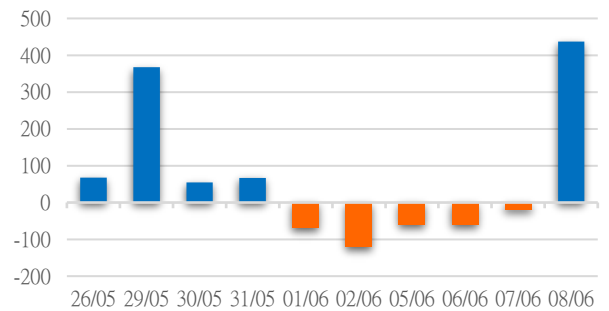
證券代碼	買超金額 (Mil.VND)	證券代碼	賣超金額 (Mil.VND)
SCG	62,000.00	PVS	1,565
SHS	7,825.84	VCS	1,104.2
IDC	3,394.00		
PLC	184.80		

HNX 自營交易最大前名

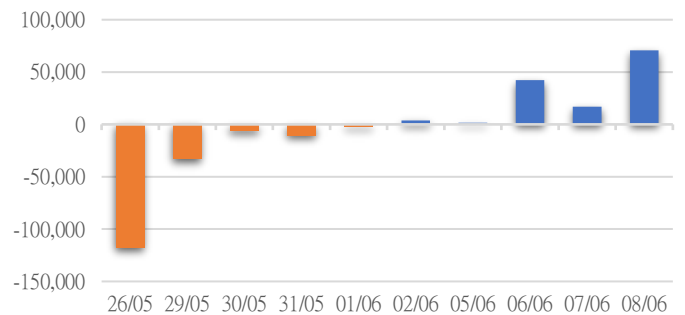
證券代碼	買超金額 (Mil.VND)	證券代碼	賣超金額 (Mil.VND)
NAB	7,910.00	SIP	108
BSR	1,576	GEE	0
HND	39		

UPCoM 自營交易最大前名

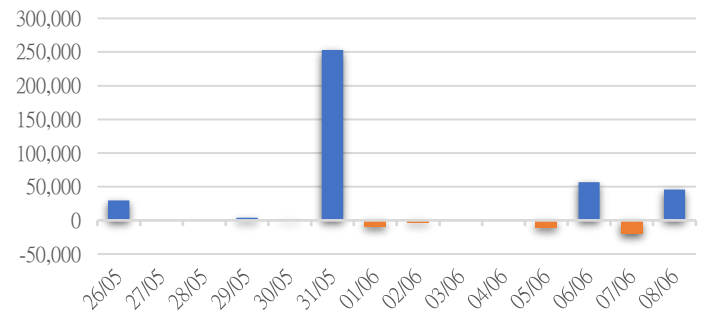
HSX 自營交易每日買/賣超 (Bil.VND)



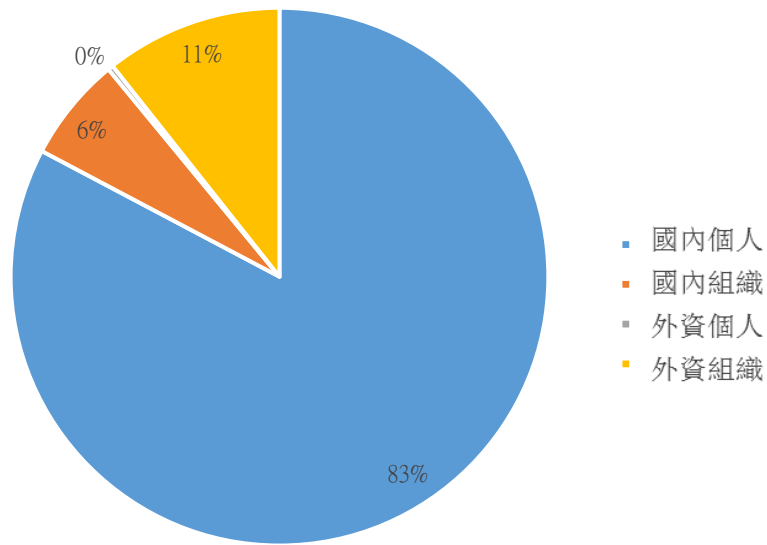
HNX 自營交易每日買/賣超 (Mil.VND)



UPCoM 自營交易每日買/賣超 (Mil.VND)



越南證券市場投資人類別統計



資料源: FiinPro – YSVN

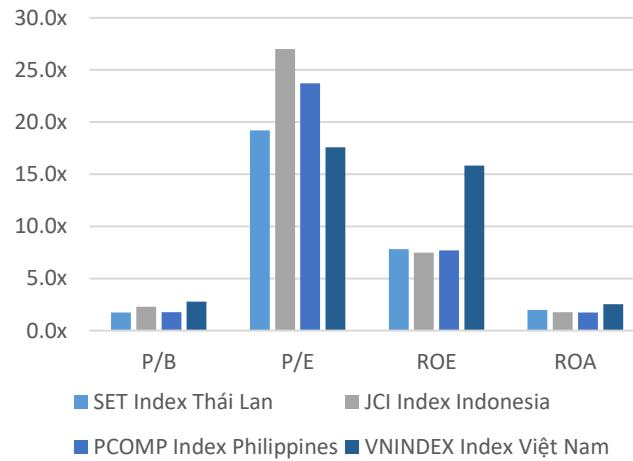
東南亞主要市場走勢比較



東南亞主要市場數據

		Thailand	Indonesia	Philippines	Vietnam
P/B		1.5x	1.9x	1.6x	1.7x
P/E		20.8x	14.5x	13.9x	15.1x
ROE	%	8.27	11.76	10.89	12.84
ROA	%	2.15	3.33	2.39	2.03
Vốn hóa	Tỷ USD	536.71	629.44	164.61	188.25
GTGD	Triệu USD	1.24	0.73	0.05	0.61
LS cổ tức	%	3.18	4.12	2.48	1.83

源: Bloomberg & YSVN



元大證券（越南）公司**個人客戶分析部**

Nguyễn Thế Minh
研究分析經理
+84 28 3622 6868 ext 3826
minh.nguyen@yuanta.com.vn

Lý Thị Hiền
研究分析主管
+84 28 3622 6868 ext 3908
hien.ly@yuanta.com.vn

Quách Đức Khánh
研究分析副主管
+84 28 3622 6868 ext 3833
khanh.quach@yuanta.com.vn

Khổng Hữu Hiệp
高級分析專員
+84 28 3622 6868 ext 3912
hiiep.khong@yuanta.com.vn

Nguyễn Trịnh Ngọc Hồng
高級分析專員
+84 28 3622 6868 ext 3832
hong.nguyen@yuanta.com.vn

Phạm Tấn Phát
高級分析專員
+84 28 3622 6868 ext 3880
phat.pham@yuanta.com.vn

個人客戶業務部

Phạm Đắc Thành
北部分行經理
+84 28 3622 6868 ext 3416
thanh.pham@yuanta.com.vn

Võ Thị Thu Thủy
平陽分行經理
+84 28 3622 6868 ext 3505
thuy.vo@yuanta.com.vn

Lương Kỳ Ty
堤岸分行經理
+84 28 3622 6868 ext 3653
ty.luong@yuanta.com.vn

Bùi Quốc Phong
同奈分行經理
+84 28 3622 6868 ext 3701
phong.bui@yuanta.com.vn

Võ Đình Tuấn
峴港分行經理
+84 28 3622 6868 ext 3301
tuan.vo@yuanta.com.vn

Nguyễn Việt Quang
河內分行經理
+84 28 3622 6868 ext 3404
quang.nguyen@yuanta.com.vn

Đinh Thị Thu Cúc
頭頓分行經理
+84 28 3622 6868 ext 3203
cuc.dinh@yuanta.com.vn

Appendix A: Important Disclosures

Analyst Certification

Each research analyst primarily responsible for the content of this research report, in whole or in part, certifies that with respect to each security or issuer that the analyst covered in this report: (1) all of the views expressed accurately reflect his or her personal views about those securities or issuers; and (2) no part of his or her compensation was, is, or will be, directly or indirectly, related to the specific recommendations or views expressed by that research analyst in the research report.

Ratings Definitions

BUY: We have a positive outlook on the stock based on our expected absolute or relative return over the investment period. Our thesis is based on our analysis of the company's outlook, financial performance, catalysts, valuation and risk profile. We recommend investors add to their position.

HOLD-Outperform: In our view, the stock's fundamentals are relatively more attractive than peers at the current price. Our thesis is based on our analysis of the company's outlook, financial performance, catalysts, valuation and risk profile.

HOLD-Underperform: In our view, the stock's fundamentals are relatively less attractive than peers at the current price. Our thesis is based on our analysis of the company's outlook, financial performance, catalysts, valuation and risk profile.

SELL: We have a negative outlook on the stock based on our expected absolute or relative return over the investment period. Our thesis is based on our analysis of the company's outlook, financial performance, catalysts, valuation and risk profile. We recommend investors reduce their position.

Under Review: We actively follow the company, although our estimates, rating and target price are under review.

Restricted: The rating and target price have been suspended temporarily to comply with applicable regulations and/or Yuanta policies.

Note: Yuanta research coverage with a Target Price is based on an investment period of 12 months. Greater China Discovery Series coverage does not have a formal 12 month Target Price and the recommendation is based on an investment period specified by the analyst in the report.

Global Disclaimer

© 2018 Yuanta. All rights reserved. The information in this report has been compiled from sources we believe to be reliable, but we do not hold ourselves responsible for its completeness or accuracy. It is not an offer to sell or solicitation of an offer to buy any securities. All opinions and estimates included in this report constitute our judgment as of this date and are subject to change without notice.

This report provides general information only. Neither the information nor any opinion expressed herein constitutes an offer or invitation to make an offer to buy or sell securities or other investments. This material is prepared for general circulation to clients and is not intended to provide tailored investment advice and does not take into account the individual financial situation and objectives of any specific person who may receive this report. Investors should seek financial advice regarding the appropriateness of investing in any securities, investments or investment strategies discussed or recommended in this report. The information contained in this report has been compiled from sources believed to be reliable but no representation or warranty, express or implied, is made as to its accuracy, completeness or correctness. This report is not (and should not be construed as) a solicitation to act as securities broker or dealer in any jurisdiction by any person or company that is not legally permitted to carry on such business in that jurisdiction.

Yuanta research is distributed in the United States only to Major U.S. Institutional Investors (as defined in Rule 15a-6 under the Securities Exchange Act of 1934, as amended and SEC staff interpretations thereof). All transactions by a US person in the securities mentioned in this report must be effected through a registered broker-dealer under Section 15 of the Securities Exchange Act of 1934, as amended. Yuanta research is distributed in Taiwan by Yuanta Securities Investment Consulting. Yuanta research is distributed in Hong Kong by Yuanta Securities (Hong Kong) Co. Limited, which is licensed in Hong Kong by the Securities and Futures Commission for regulated activities, including Type 4 regulated activity (advising on securities). In Hong Kong, this research report may not be redistributed, retransmitted or disclosed, in whole or in part or any form or manner, without the express written