

當日市場：外資強勁買超

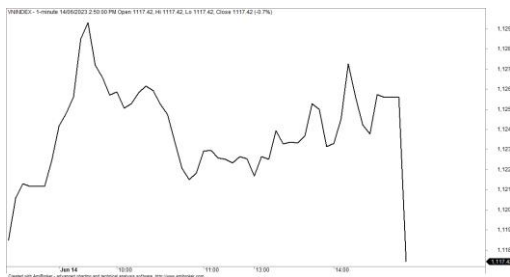
2023/06/15

市場走勢

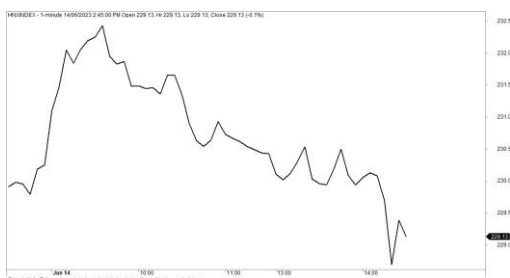
市場指數	VNI	HNI	UPCOM
收盤	1,117.42	228.91	84.82
%日	-0.45%	-0.58%	-0.21%
%週	0.71%	-0.62%	0.31%
%月	4.74%	6.42%	5.96%
%年	-9.18%	-21.09%	-6.40%
<b>成交值(Bil.VND)</b>			
當日	9,763	1,044	442
日均量/週	17,997	2,162	868
日均量/月	14,973	1,804	802
<b>外資進出</b>			
買進	1,696.81	38.54	31.40
賣出	1,092.23	28.11	23.87
買賣超	604.58	10.43	7.53
<b>市場漲跌家數</b>			
上漲	138	67	149
下跌	305	125	107
持平	56	73	84
<b>市場指標</b>			
P/E	13.30	17.88	13.41
總市值 (兆盾)	4,509	286	1,047
股息殖利率	2.78%	3.20%	6.15%

資料源: Bloomberg – YSVN

VNINDEX



HNIINDEX



市場走勢

市場的指數收盤下跌，並中斷連續三個交易日的上漲勢頭。收盤時，VN-Index 下跌 0.45%，收於 1117.42 點，HNX-Index 和 Upcom-Index 同步分別下跌 0.58% 和 0.21%。3 大市場的交易額均達到 17 兆 6,690 億越南盾。

市場處於分化的走勢，但不太不利，如 CTG、VPB、SHB、ACB、VCB、SSI 收盤上漲。另一方面，MSN、HPG、GVR、MWG、MSB 下跌 1-2%，顯示短期拋售壓力在當日增加。

中小型股在 TIS、NLG、TCM、TIS、VSC、VCS 等錄得良好的漲幅。外資在整個市場買超近 6,220 億越南盾，其中 HPG (2,050 億)、SSI (960 億) 和 VND (800 億) 在買超方面領先。另一方面，VNM (1,130 億)、VPB (950 億)、CII (210 億) 被拋售最多的股票。

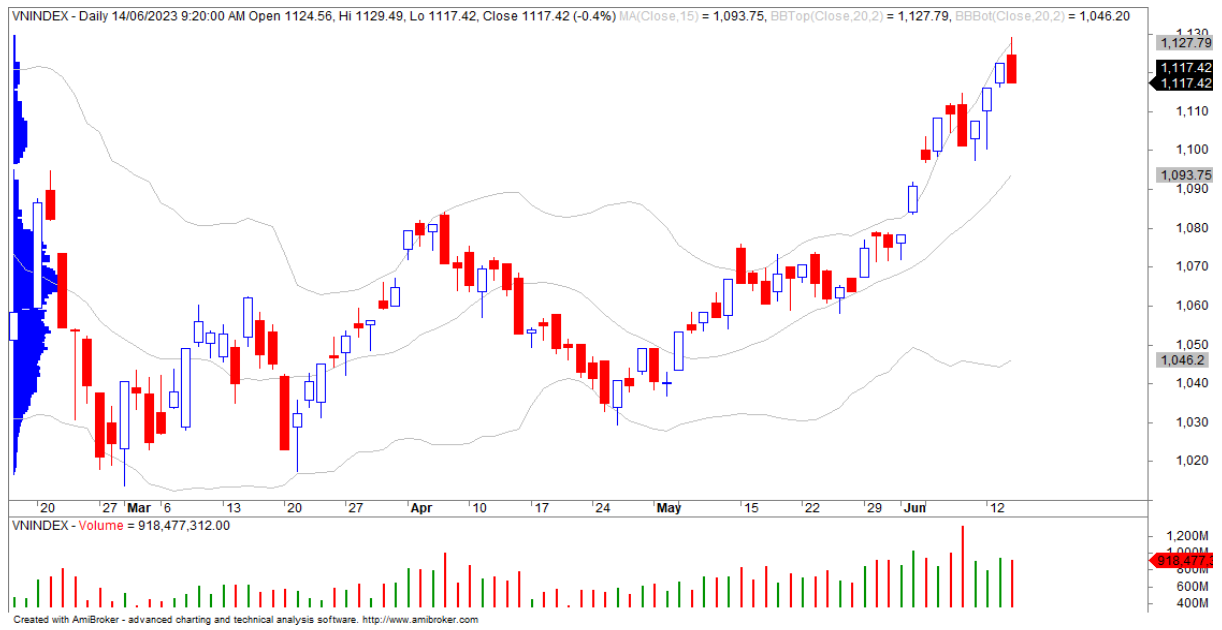
市場短期觀點

我們認為市場可能會在 2023 年 6 月 15 日到期的期貨中繼續劇烈波動，VN-Index 可能仍會測試 1,125 點的阻力位，但調整壓力可能會在尾盤增加。同時，我們認為短期風險有上漲的跡象，指數形成下跌反轉模式，因此調整壓力仍存在。此外，下跌情緒指標顯示投資者對當前的市場走勢更加謹慎。

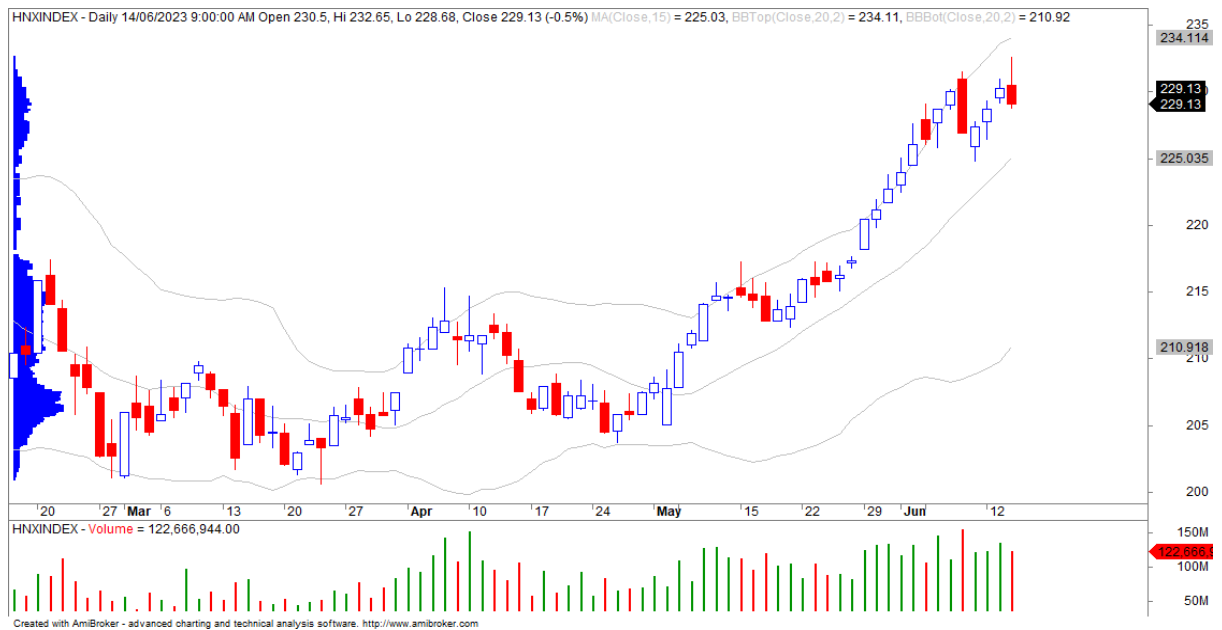
大盤的短期趨勢仍是上漲。因此，我們建議短期投資者可以在目前價格繼續持有股票比例，並在現階段應停止買進。

請在 <https://ysradar.yuanta.com.vn/> 查看有關股票的信號。

技術分析圖



指數技術分析圖 VN-Index



指數技術分析圖 HNX-Index

指數	短期趨勢	中期趨勢	阻力區 1	阻力區 2	支撐區 1	支撐區 2
VN-Index	上漲	上漲	1110	1130	870	800
HNX-Index	上漲	上漲	197	210	189	160
VN30	上漲	上漲	1120	1140	980	960
VNMidcaps	上漲	上漲	1,030	1200	963	900
VNSmallcaps	上漲	上漲	1000	1150	804	750

**胡志明市交易所 (HSX)**

	收盤	漲跌%
VNI	1117.42	-0.45%
VN30	1110.6	-0.43%
VN Mid	1446.4	-0.67%
VN Small	1330.07	-1.13%

**河內交易所 (HSX)**

	收盤	漲跌%
HNI	228.91	-0.58%
HN30	426.2	-1.13%
VNX AllSh	1082.53	-0.55%

**UPCOM 市場 (UPCoM)**

	收盤	漲跌%
UPCoM	84.82	-0.21%

外資交易	成交值 (Bil.VND)
買進	1696.81
賣出	1092.23
買超/賣超	604.58

外資交易	成交值 (Bil.VND)
買進	38.54
賣出	28.11
買超/賣超	10.43

外資交易	成交值 (Bil.VND)
買進	31.40
賣出	23.87
買超/賣超	7.53

上漲排名/ 股碼	漲跌(VND)	漲跌%
VSC	1850	6.17%
ST8	1400	5.75%
DVP	2400	4.35%
TCM	1800	3.37%
SHB	300	2.45%

上漲排名/ 股碼	漲跌(VND)	漲跌%
VCS	3800	6.60%
IVS	500	5.26%
NVB	300	1.94%
TNG	200	1.09%
LAS	100	0.92%

上漲排名/ 股碼	漲跌(VND)	漲跌%
IDP	33500	14.86%
TIS	502	9.13%
G36	284	2.99%
VHG	103	2.78%
OIL	261	2.53%

下跌排名/ 股碼	漲跌(VND)	漲跌%
EVG	-550	-6.99%
DLG	-230	-6.85%
ACL	-900	-6.72%
QCG	-800	-6.64%
VRC	-800	-6.64%

下跌排名/ 股碼	漲跌(VND)	漲跌%
C69	-800	-9.64%
VC2	-1300	-8.50%
DL1	-400	-7.41%
VC7	-1300	-6.74%
DTD	-1500	-4.81%

下跌排名/ 股碼	漲跌(VND)	漲跌%
PXL	-569	-5.37%
BMS	-335	-3.60%
AAS	-461	-2.79%
PAT	-2073	-2.44%
DSC	-489	-2.21%

\*備註: 市值>5,000 億盾; 成交值>15 億盾

市值排名/ 股碼	Bil.VND
VCB	485,083
VHM	246,893
BID	224,346
VIC	206,334
GAS	179,911

市值排名/ 股碼	Bil.VND
PVS	14,769
IDC	14,421
THD	14,000
KSF	11,850
BAB	11,835

市值排名/ 股碼	Bil.VND
ACV	169,894
VGI	71,140
BSR	53,174
MCH	51,894
VEA	51,017

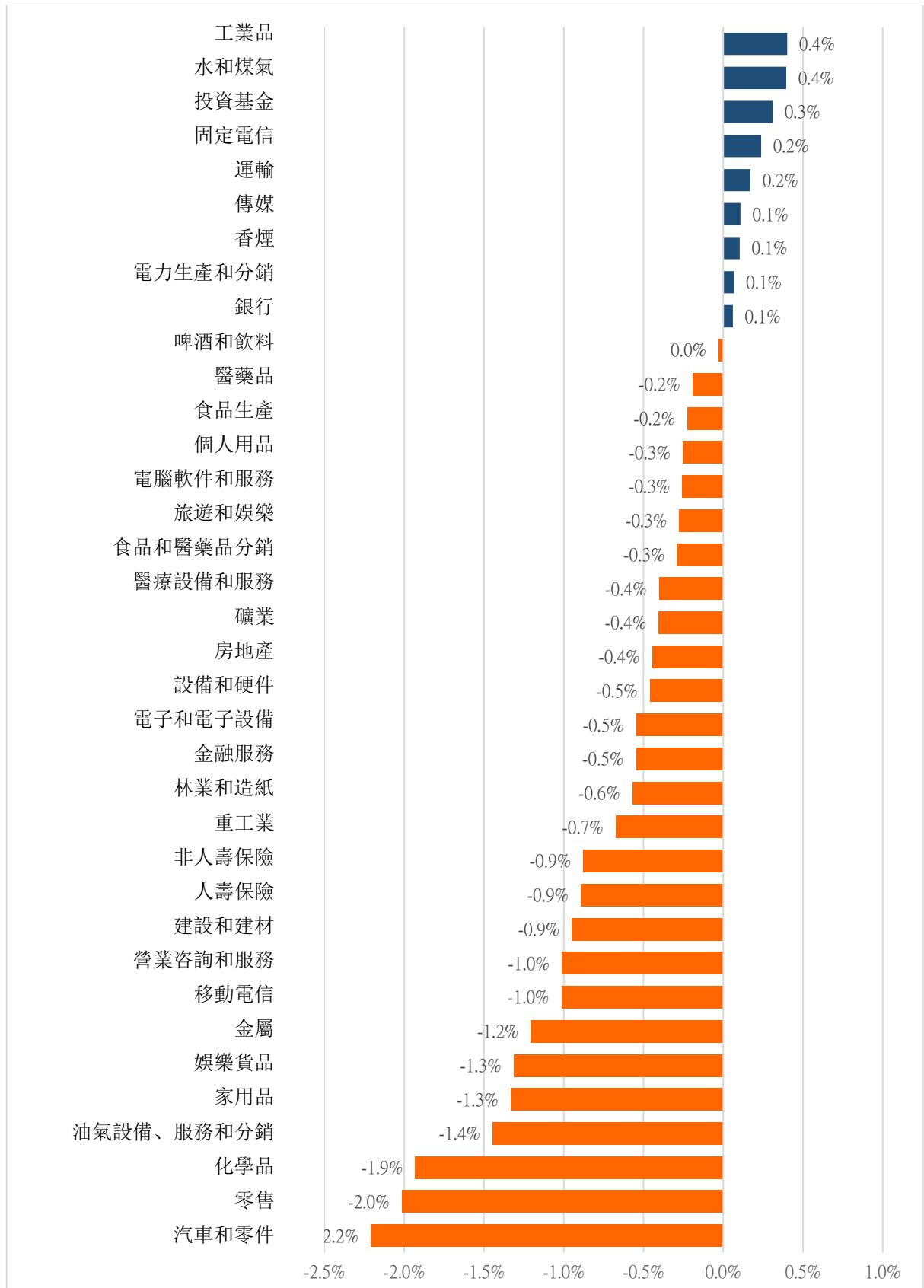
交易量排名/ 股碼	成交值	30 日均
SHB	51,910,700	27,292,216
VND	38,885,500	34,729,470
NVL	38,797,000	24,208,878
VPB	31,849,000	10,751,010
SSI	26,345,900	20,428,805

交易量排名/ 股碼	成交值	30 日均
SHS	25,288,847	22,021,111
HUT	7,984,701	2,906,418
PVS	7,616,507	7,973,096
MBS	7,245,422	3,446,453
CEO	5,235,718	8,029,657

交易量排 名/股碼	成交值	30 日均
VHG	9,746,598	5,128,370
NAB	9,570,969	428,254
BSR	8,347,169	9,267,535
LMH	4,384,767	1,882,985
SBS	2,988,637	3,931,995

資料源: Bloomberg & Yuanta Research

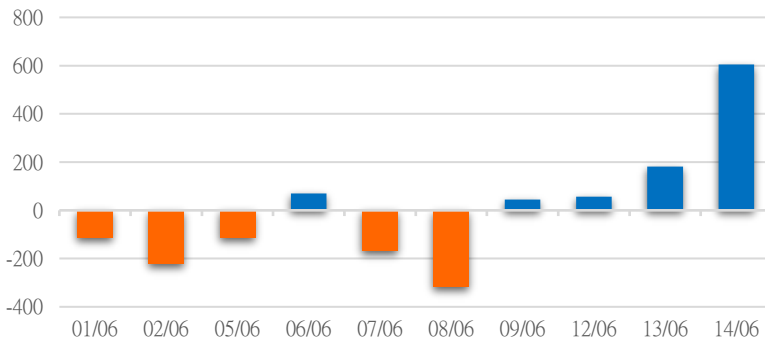
各行業板塊的交易走勢



資料源.: FinPro – YSVN

外資買進賣統計

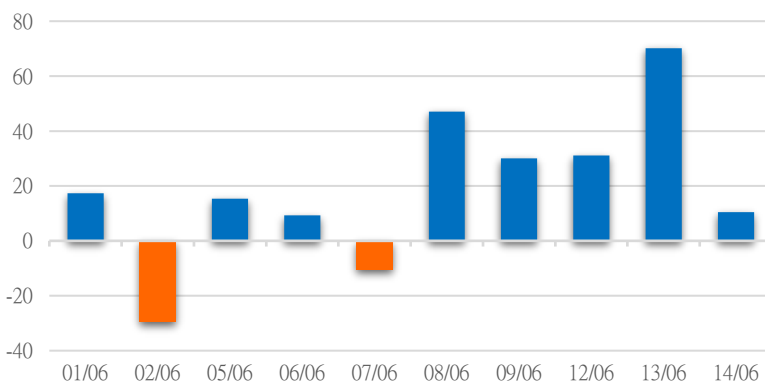
HSX 外資每日買/賣超



證券代碼	買超金額 (Mil.VND)	證券代碼	賣超金額 (Mil.VND)
HPG	205,507	VNM	112,646
SSI	95,695	VPB	94,313
VND	79,733	CII	20,711
CTG	73,872	TPB	18,778
MSN	70,157	VCB	15,794

HSX 外資買/賣超的前 5 名

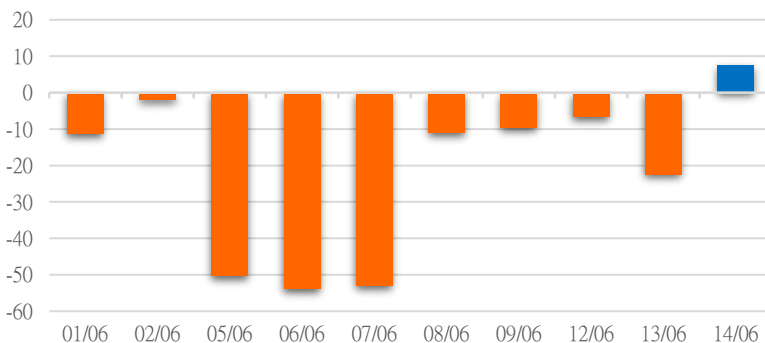
HNX 外資每日買/賣超



證券代碼	買超金額 (Mil.VND)	證券代碼	賣超金額 (Mil.VND)
SHS	27,066	PVS	19,116
TNG	4,471	VCS	2,767
IDC	2,749	NVB	1,580
PLC	1,107	VHL	1,379
CEO	572	BVS	935

HNX 外資買/賣超的前 5 名

UPCOM 外資每日買/賣超



證券代碼	買超金額 (Mil.VND)	證券代碼	賣超金額 (Mil.VND)
BSR	18,263	QNS	13,286
MPC	6,136	VTP	3,166
LTG	1,131	SKV	1,331
HWS	774	ABI	1,154
MCH	665	SIP	939

UPCOM 外資買/賣超的前 5 名

源: FiiPro - YSVN

自營統計

證券代碼	買超金額 (Mil.VND)	證券代碼	賣超金額 (Mil.VND)
VSC	64,233	BCM	20,355
VPB	27,389	BCG	12,240
VNM	21,047	DBC	9,830
FPT	18,439	HDG	6,289
VIC	16,505	FUESSVFL	5,736

HSX 自營交易最大前名

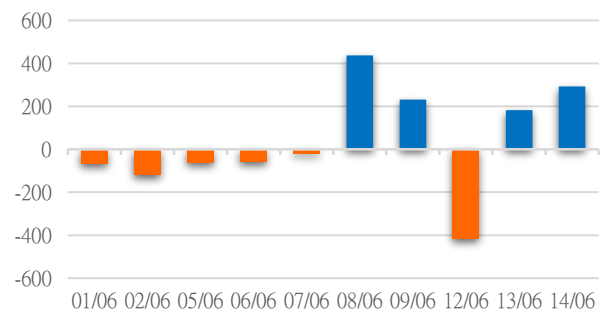
證券代碼	買超金額 (Mil.VND)	證券代碼	賣超金額 (Mil.VND)
		SHS	6,550
		GKM	600.0
		IDC	87.9

HNX 自營交易最大前名

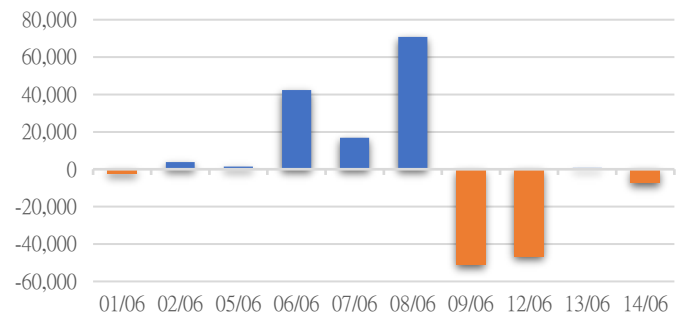
證券代碼	買超金額 (Mil.VND)	證券代碼	賣超金額 (Mil.VND)
NAB	103,250.87	VTP	5,201
QTP	8,771	SIP	452
SKV	540	SHC	0.4
NED	140	ILC	0.2
HND	32	HIG	0.2

UPCoM 自營交易最大前名

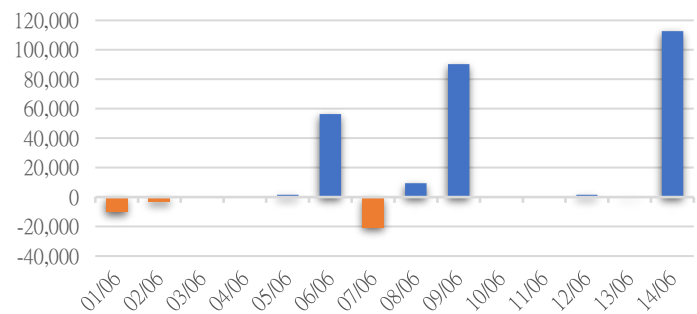
HSX 自營交易每日買/賣超 (Bil.VND)



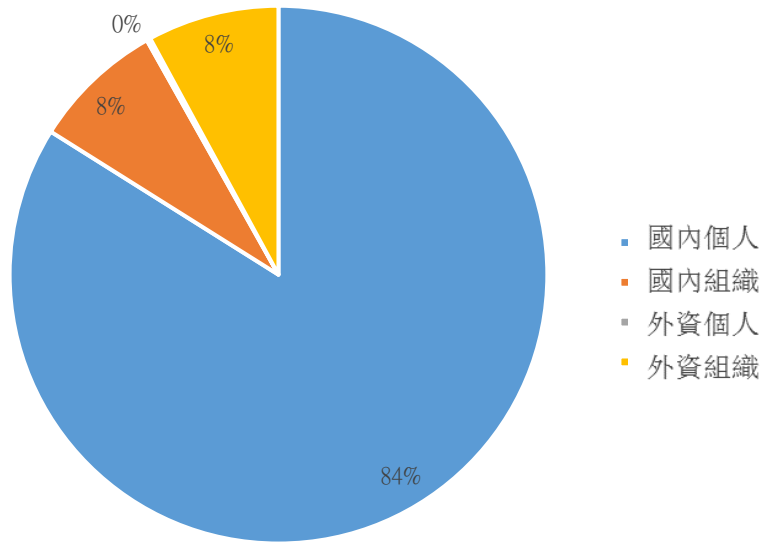
HNX 自營交易每日買/賣超 (Mil.VND)



UPCoM 自營交易每日買/賣超 (Mil.VND)



越南證券市場投資人類別統計



資料源: FiiPro – YSVN

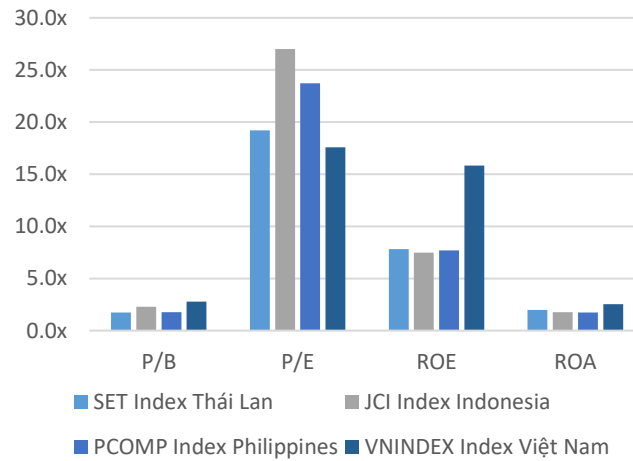
東南亞主要市場走勢比較



東南亞主要市場數據

		Thailand	Indonesia	Philippines	Vietnam
P/B		1.5x	1.9x	1.6x	1.7x
P/E		21.2x	14.6x	14.0x	15.0x
ROE	%	8.27	11.76	10.89	12.84
ROA	%	2.15	3.33	2.39	2.03
Vốn hóa	Tỷ USD	550.60	635.58	166.19	187.06
GTGD	Triệu USD	1.63	0.59	0.05	0.89
LS cổ tức	%	3.13	4.06	2.53	1.85

源: Bloomberg & YSVN





## 元大證券（越南）公司

### 個人客戶分析部

**Nguyễn Thế Minh**  
研究分析經理  
+84 28 3622 6868 ext 3826  
minh.nguyen@yuanta.com.vn

**Lý Thị Hiền**  
研究分析主管  
+84 28 3622 6868 ext 3908  
hien.ly@yuanta.com.vn

**Quách Đức Khánh**  
研究分析副主管  
+84 28 3622 6868 ext 3833  
khanh.quach@yuanta.com.vn

**Khổng Hữu Hiệp**  
高級分析專員  
+84 28 3622 6868 ext 3912  
hiiep.khong@yuanta.com.vn

**Nguyễn Trịnh Ngọc Hồng**  
高級分析專員  
+84 28 3622 6868 ext 3832  
hong.nguyen@yuanta.com.vn

**Phạm Tấn Phát**  
高級分析專員  
+84 28 3622 6868 ext 3880  
phat.pham@yuanta.com.vn

### 個人客戶業務部

**Phạm Đắc Thành**  
北部分行經理  
+84 28 3622 6868 ext 3416  
thanh.pham@yuanta.com.vn

**Võ Thị Thu Thủy**  
平陽分行經理  
+84 28 3622 6868 ext 3505  
thuy.vo@yuanta.com.vn

**Lương Kỳ Ty**  
堤岸分行經理  
+84 28 3622 6868 ext 3653  
ty.luong@yuanta.com.vn

**Bùi Quốc Phong**  
同奈分行經理  
+84 28 3622 6868 ext 3701  
phong.bui@yuanta.com.vn

**Võ Đình Tuấn**  
峴港分行經理  
+84 28 3622 6868 ext 3301  
tuan.vo@yuanta.com.vn

**Nguyễn Việt Quang**  
河內分行經理  
+84 28 3622 6868 ext 3404  
quang.nguyen@yuanta.com.vn

**Đinh Thị Thu Cúc**  
頭頓分行經理  
+84 28 3622 6868 ext 3203  
cuc.dinh@yuanta.com.vn

## Appendix A: Important Disclosures

### Analyst Certification

Each research analyst primarily responsible for the content of this research report, in whole or in part, certifies that with respect to each security or issuer that the analyst covered in this report: (1) all of the views expressed accurately reflect his or her personal views about those securities or issuers; and (2) no part of his or her compensation was, is, or will be, directly or indirectly, related to the specific recommendations or views expressed by that research analyst in the research report.

### Ratings Definitions

**BUY:** We have a positive outlook on the stock based on our expected absolute or relative return over the investment period. Our thesis is based on our analysis of the company's outlook, financial performance, catalysts, valuation and risk profile. We recommend investors add to their position.

**HOLD-Outperform:** In our view, the stock's fundamentals are relatively more attractive than peers at the current price. Our thesis is based on our analysis of the company's outlook, financial performance, catalysts, valuation and risk profile.

**HOLD-Underperform:** In our view, the stock's fundamentals are relatively less attractive than peers at the current price. Our thesis is based on our analysis of the company's outlook, financial performance, catalysts, valuation and risk profile.

**SELL:** We have a negative outlook on the stock based on our expected absolute or relative return over the investment period. Our thesis is based on our analysis of the company's outlook, financial performance, catalysts, valuation and risk profile. We recommend investors reduce their position.

**Under Review:** We actively follow the company, although our estimates, rating and target price are under review.

**Restricted:** The rating and target price have been suspended temporarily to comply with applicable regulations and/or Yuanta policies.

Note: Yuanta research coverage with a Target Price is based on an investment period of 12 months. Greater China Discovery Series coverage does not have a formal 12 month Target Price and the recommendation is based on an investment period specified by the analyst in the report.

### Global Disclaimer

© 2018 Yuanta. All rights reserved. The information in this report has been compiled from sources we believe to be reliable, but we do not hold ourselves responsible for its completeness or accuracy. It is not an offer to sell or solicitation of an offer to buy any securities. All opinions and estimates included in this report constitute our judgment as of this date and are subject to change without notice.

This report provides general information only. Neither the information nor any opinion expressed herein constitutes an offer or invitation to make an offer to buy or sell securities or other investments. This material is prepared for general circulation to clients and is not intended to provide tailored investment advice and does not take into account the individual financial situation and objectives of any specific person who may receive this report. Investors should seek financial advice regarding the appropriateness of investing in any securities, investments or investment strategies discussed or recommended in this report. The information contained in this report has been compiled from sources believed to be reliable but no representation or warranty, express or implied, is made as to its accuracy, completeness or correctness. This report is not (and should not be construed as) a solicitation to act as securities broker or dealer in any jurisdiction by any person or company that is not legally permitted to carry on such business in that jurisdiction.

Yuanta research is distributed in the United States only to Major U.S. Institutional Investors (as defined in Rule 15a-6 under the Securities Exchange Act of 1934, as amended and SEC staff interpretations thereof). All transactions by a US person in the securities mentioned in this report must be effected through a registered broker-dealer under Section 15 of the Securities Exchange Act of 1934, as amended. Yuanta research is distributed in Taiwan by Yuanta Securities Investment Consulting. Yuanta research is distributed in Hong Kong by Yuanta Securities (Hong Kong) Co. Limited, which is licensed in Hong Kong by the Securities and Futures Commission for regulated activities, including Type 4 regulated activity (advising on securities). In Hong Kong, this research report may not be redistributed, retransmitted or disclosed, in whole or in part or any form or manner, without the express written