

當日市場：拋售壓力在尾盤增加

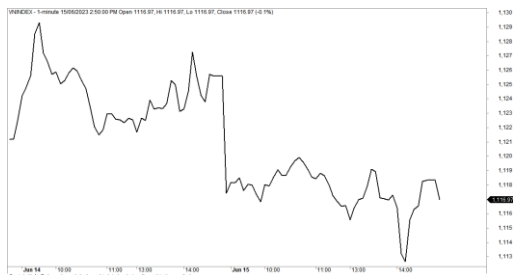
2023/06/19

市場走勢

市場指數	VNI	HNI	UPCOM
收盤	1,115.22	228.44	84.62
%日	-0.16%	-0.47%	0.08%
%週	0.69%	0.37%	0.51%
%月	4.63%	6.44%	4.91%
%年	-9.82%	-20.62%	-5.19%
成交值(Bil.VND)			
當日	9,763	1,044	442
日均量/週	17,093	2,056	853
日均量/月	15,268	1,829	811
外資進出			
買進	2,644.14	34.41	11.25
賣出	2,167.90	64.29	34.93
買賣超	476.24	-29.88	-23.67
市場漲跌家數			
上漲	138	49	149
下跌	305	51	107
持平	56	73	84
市場指標			
P/E	13.22	17.74	13.40
總市值 (兆盾)	4,480	284	1,047
股息殖利率	2.66%	3.18%	6.22%

資料源: Bloomberg – YSVN

VNINDEX



HNIINDEX



市場走勢

儘管在午盤初公佈了國家銀行第四次下調營業利率的消息，但市場在尾盤突然快速下跌。VN-Index 收盤下跌 0.16%，止於 1115.22 點，HNX-Index 下跌 0.47%，而 Upcom-Index 上漲 0.08%。3 大市場的交易額均達到 23 兆 4,260 億越南盾。

這也是兩個 ETF 基金的關鍵重組時段，因此該時段的收盤走勢也受到這一活動的影響。SAB、VHM 和 NVL 等股票在 ATC 中收盤進一步下跌。銀行股在 STB (4.3%) 以及 SSI (1.6%)、BCM (1.5%)、VCB (1.4%)、HPG (1.3%) 逆市上漲，並錄得強勁的漲幅。在行業板塊方面，證券在盤中大幅上漲，但在尾盤也被大幅獲利。

2023 年 6 月 22 日，該股受控消息傳出後，ITA 跌停。

外資在整個市場買超近 4,190 億越南盾，其中 VND (2,720 億)、HPG (1,580 億)、STB (1,290 億) 在買超方面領先。另一方面，VNM (730 億)、TPB (620 億)、CTG (610 億) 被拋售最多的股票。

市場短期觀點

我們認為市場可能會在本周的首個交易日繼續調整，VN-Index 可能會重新測試 1,100 點的支撐位。同時，短期風險有上漲的跡象，因此短期調整壓力依然較大，不利點是大幅下跌時段的拋售壓力增加，VN-Index 難以突破 1125 點的阻力位，而多檔股票在近期大幅上漲至超買區域，因此新的購買點風險較大，尋找短期獲利的機會也有所困難。此外，短期情緒指標大幅下跌，顯示投資者對短期走勢更加謹慎。

大盤的短期趨勢仍是上漲。因此，我們建議投資者繼續持有高比例股票的短期投資組合，但可以通過拋售已確認下跌趨勢的股票來重組投資組合，以降低短期風險。

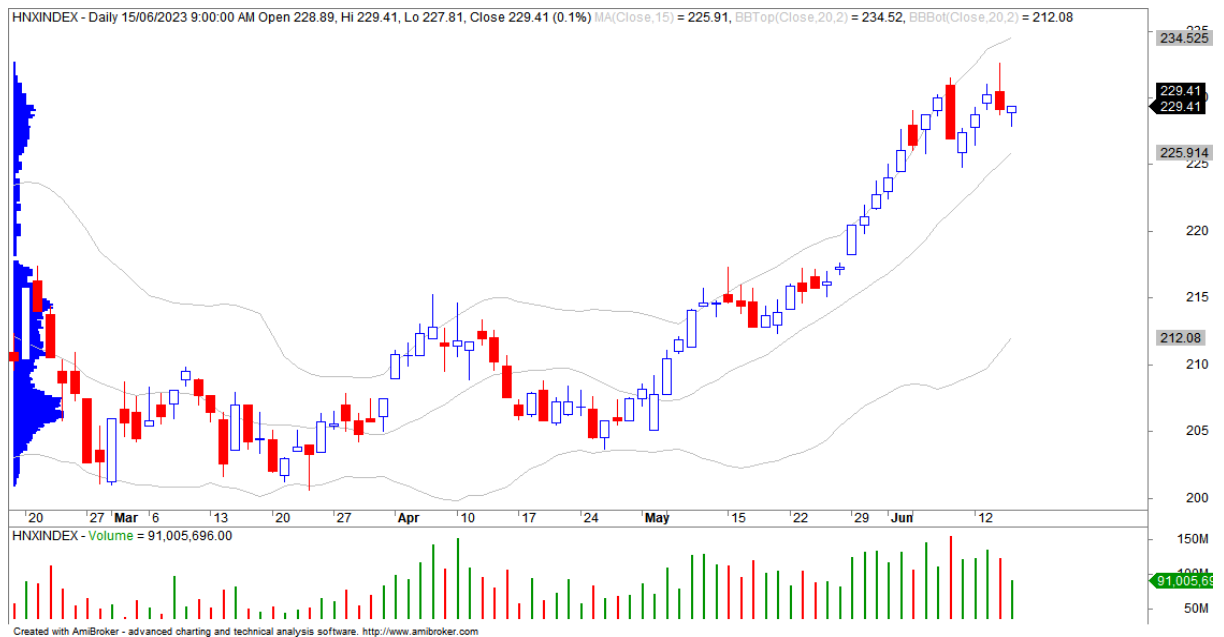
根據周線圖，VN-Index 仍處於中期調整階段，因此價格走勢圖可能無法突破 1,125 點的阻力位。同時，調整壓力有加大的跡象，因此中期投資者僅能在調整區間內觀察買進，並在上漲區間內限制追漲。積極點是，VN-Index 已突破 50 周均線，顯示更積極的中期趨勢前景。因此，我們建議中期投資者繼續持有高比例的股票，並利用調整以繼續積累股票。

請在 <https://ysradar.yuanta.com.vn/> 查看有關股票的信號。

技術分析圖



指數技術分析圖 VN-Index



指數技術分析圖 HNX-Index

指數	短期趨勢	中期趨勢	阻力區 1	阻力區 2	支撐區 1	支撐區 2
VN-Index	上漲	上漲	1110	1130	870	800
HNX-Index	上漲	上漲	197	210	189	160
VN30	上漲	上漲	1120	1140	980	960
VNMidcaps	上漲	上漲	1,030	1200	963	900
VNSmallcaps	上漲	上漲	1000	1150	804	750

胡志明市交易所 (HSX)

	收盤	漲跌%
VNI	1115.22	-0.16%
VN30	1109.06	0.04%
VN Mid	1447.08	0.04%
VN Small	1320.36	-0.15%

河內交易所 (HSX)

	收盤	漲跌%
HNI	228.44	-0.47%
HN30	427.32	-0.97%
VNX AllSh	1081.15	0.03%

UPCOM 市場 (UPCoM)

	收盤	漲跌%
UPCoM	84.62	0.08%

外資交易	成交值 (Bil.VND)
買進	2644.14
賣出	2167.9
買超/賣超	476.24

外資交易	成交值 (Bil.VND)
買進	34.41
賣出	64.29
買超/賣超	-29.88

外資交易	成交值 (Bil.VND)
買進	11.25
賣出	34.93
買超/賣超	-23.67

上漲排名/ 股碼	漲跌(VND)	漲跌%
TDP	1963	6.81%
LBM	3050	6.52%
TVB	270	4.50%
BIC	1250	4.40%
HDC	940	3.29%

上漲排名/ 股碼	漲跌(VND)	漲跌%
APS	600	4.11%
OCH	300	3.49%
VC7	300	1.60%
DHT	700	1.21%
PSI	100	1.15%

上漲排名/ 股碼	漲跌(VND)	漲跌%
AMS	549	5.23%
BMS	427	4.91%
AAS	679	4.30%
SBS	300	4.00%
DSC	782	3.71%

下跌排名/ 股碼	漲跌(VND)	漲跌%
QCG	-700	-6.67%
AAA	-450	-4.02%
DXS	-300	-3.41%
NHH	-550	-3.38%
PLX	-1100	-2.87%

下跌排名/ 股碼	漲跌(VND)	漲跌%
PLC	-1300	-3.48%
PVC	-400	-2.20%
AMV	-100	-1.96%
IDC	-800	-1.86%
PVS	-600	-1.82%

下跌排名/ 股碼	漲跌(VND)	漲跌%
VHG	-141	-3.92%
VFS	-783	-3.71%
PGB	-367	-1.32%
KLB	-85	-0.59%
SSH	-215	-0.33%

*備註: 市值>5,000 億盾; 成交值>15 億盾

市值排名/ 股碼	Bil.VND
BID	221,057
GAS	182,782
HPG	136,357
SAB	99,399
FPT	93,316

市值排名/ 股碼	Bil.VND
PVS	15,486
THD	13,930
IDC	13,926
BAB	11,751
PVI	11,408

市值排名/ 股碼	Bil.VND
ACV	169,439
BSR	54,023
MCH	52,589
VEA	50,719
SSH	24,557

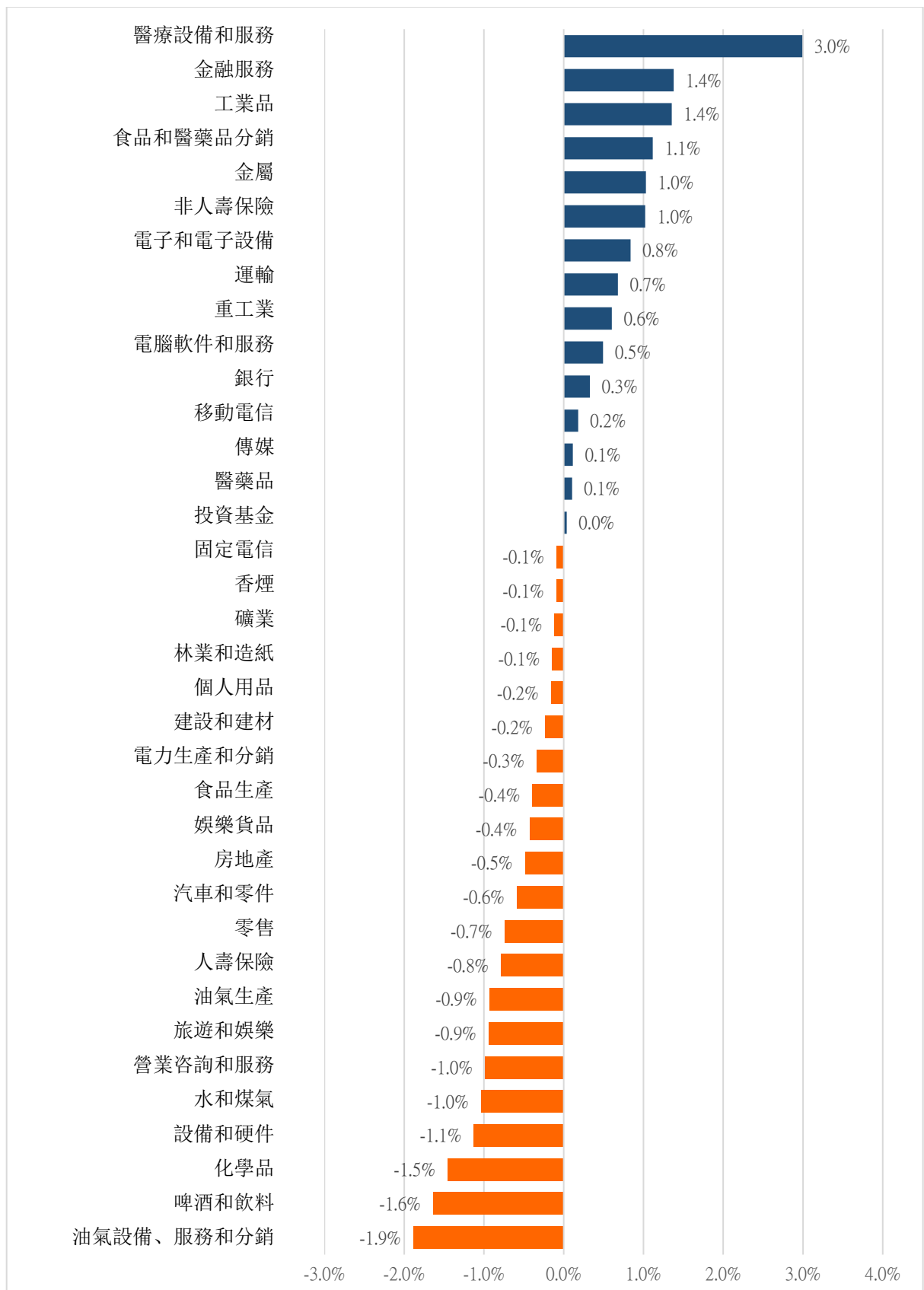
交易量排名/ 股碼	成交值	30 日均
VND	72,990,757	37,861,751
SHB	45,019,514	29,363,411
SSI	39,478,192	20,994,515
HPG	33,091,634	21,246,669
VIX	30,389,514	20,086,792

交易量排名/ 股碼	成交值	30 日均
SHS	58,124,472	23,201,613
PVS	8,466,689	8,264,108
MBS	6,085,076	3,731,456
APS	5,575,616	2,495,731
HUT	5,190,428	2,830,875

交易量排 名/股碼	成交值	30 日均
NAB	10,002,979	389,480
BSR	9,059,924	9,216,571
SBS	7,978,143	4,096,232
PPI	5,831,353	385,790
VHG	5,316,761	5,326,191

資料源: Bloomberg & Yuanta Research

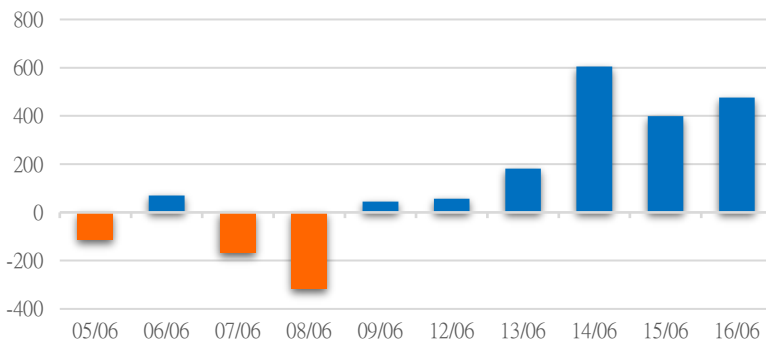
各行業板塊的交易走勢



資料源.: FinPro – YSVN

外資買進賣統計

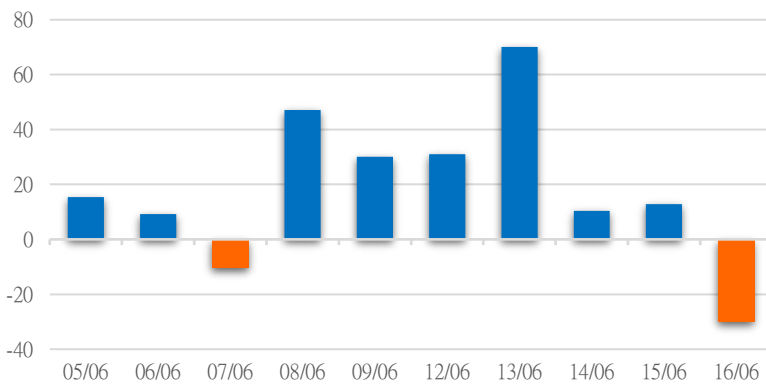
HSX 外資每日買/賣超



證券代碼	買超金額 (Mil.VND)	證券代碼	賣超金額 (Mil.VND)
VND	272,429	VIX	33,177
HPG	158,410	PVD	24,966
EIB	71,737	SAB	21,247
NLG	64,509	SBT	17,640
SSI	63,277	BID	16,617

HSX 外資買/賣超的前 5 名

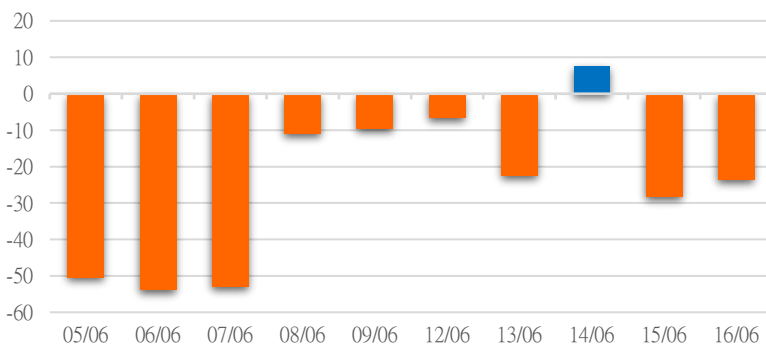
HNX 外資每日買/賣超



證券代碼	買超金額 (Mil.VND)	證券代碼	賣超金額 (Mil.VND)
PVG	1,446	IDC	15,884
WCS	790	PVS	7,509
PVI	171	HUT	6,895
DHT	68	SHS	4,136
VTV	41	NVB	1,680

HNX 外資買/賣超的前 5 名

UPCOM 外資每日買/賣超



證券代碼	買超金額 (Mil.VND)	證券代碼	賣超金額 (Mil.VND)
ACV	639	OIL	14,304
NAB	421	TTD	958
FOC	343	VOC	484
PGB	204	MCM	385
VGG	192	MCH	243

UPCOM 外資買/賣超的前 5 名

源: FiiPro - YSVN

自營統計

證券代碼	買超金額 (Mil.VND)	證券代碼	賣超金額 (Mil.VND)
NVL	147,702	FUEVFNVD	135,186
VPB	58,517	STB	49,785
TCB	43,582	BCM	18,669
FPT	30,578	HDG	18,649
PNJ	29,890	SSI	11,326

HSX 自營交易最大前名

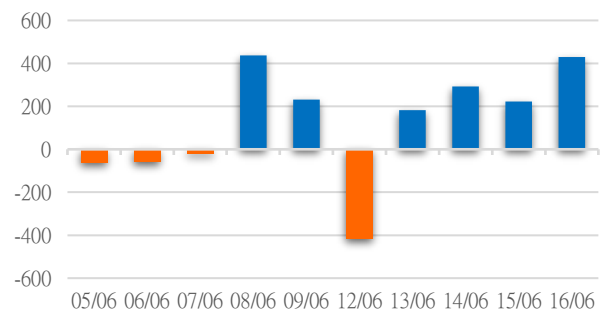
證券代碼	買超金額 (Mil.VND)	證券代碼	賣超金額 (Mil.VND)
PVS	16,502.00	IDC	3,986
		GKM	660.0

HNX 自營交易最大前名

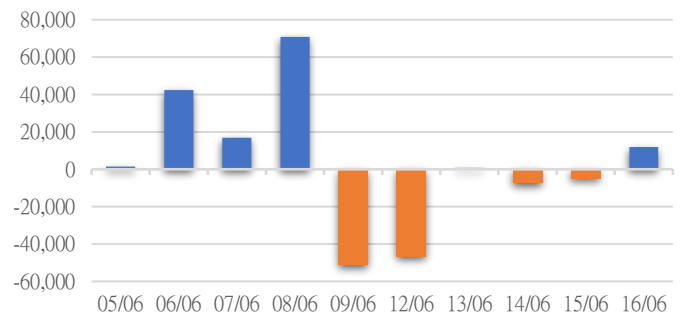
證券代碼	買超金額 (Mil.VND)	證券代碼	賣超金額 (Mil.VND)
NAB	105,604.10	VTP	2,290
MCH	176	VTS	1
		STL	0.1
		VST	0.0

UPCoM 自營交易最大前名

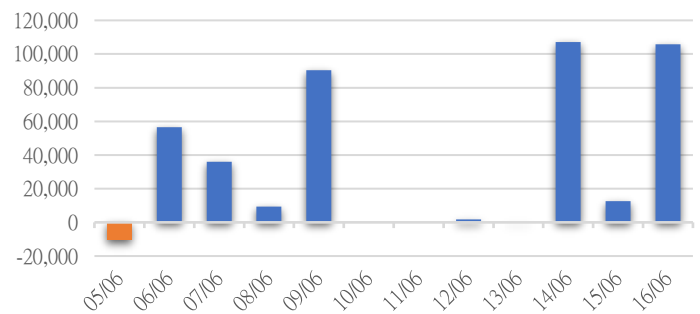
HSX 自營交易每日買/賣超 (Bil.VND)



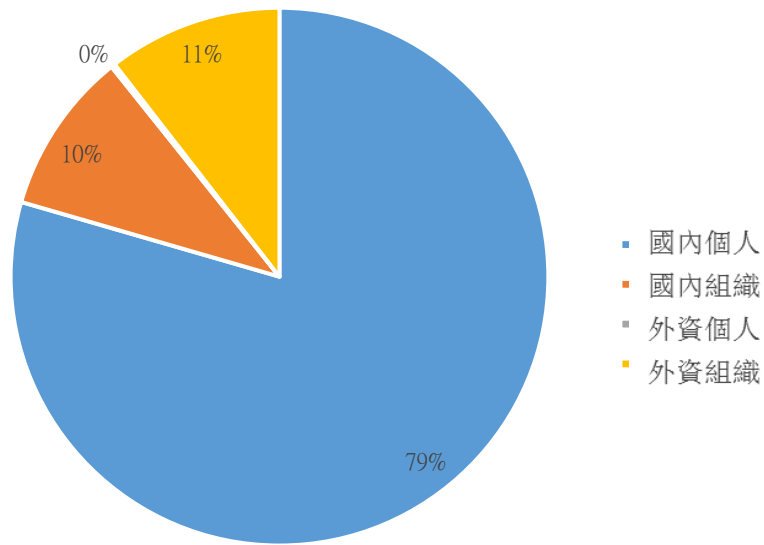
HNX 自營交易每日買/賣超 (Mil.VND)



UPCoM 自營交易每日買/賣超 (Mil.VND)



越南證券市場投資人類別統計



資料源: FiinPro – YSVN

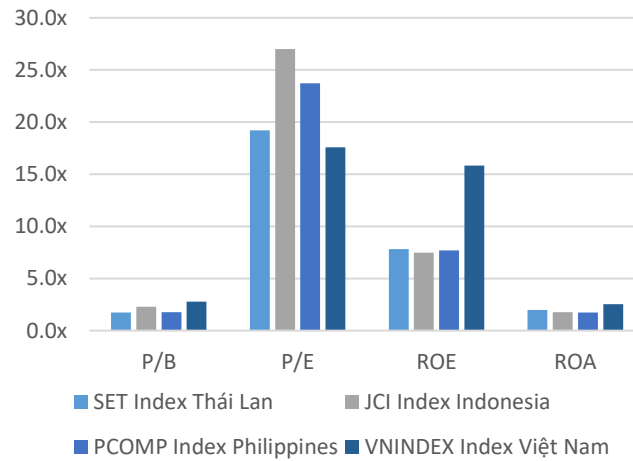
東南亞主要市場走勢比較



東南亞主要市場數據

		Thailand	Indonesia	Philippines	Vietnam
P/B		1.5x	1.9x	1.6x	1.7x
P/E		21.2x	14.8x	13.8x	15.2x
ROE	%	8.26	11.71	10.89	12.83
ROA	%	2.15	3.32	2.39	2.03
Vốn hóa	Tỷ USD	549.36	639.44	164.77	189.39
GTGD	Triệu USD	1.24	0.50	0.08	0.52
LS cổ tức	%	3.11	4.11	2.53	1.87

源: Bloomberg & YSVN



元大證券（越南）公司**個人客戶分析部**

Nguyễn Thế Minh
研究分析經理
+84 28 3622 6868 ext 3826
minh.nguyen@yuanta.com.vn

Lý Thị Hiền
研究分析主管
+84 28 3622 6868 ext 3908
hien.ly@yuanta.com.vn

Quách Đức Khánh
研究分析副主管
+84 28 3622 6868 ext 3833
khanh.quach@yuanta.com.vn

Khổng Hữu Hiệp
高級分析專員
+84 28 3622 6868 ext 3912
hiiep.khong@yuanta.com.vn

Nguyễn Trịnh Ngọc Hồng
高級分析專員
+84 28 3622 6868 ext 3832
hong.nguyen@yuanta.com.vn

Phạm Tấn Phát
高級分析專員
+84 28 3622 6868 ext 3880
phat.pham@yuanta.com.vn

個人客戶業務部

Phạm Đắc Thành
北部分行經理
+84 28 3622 6868 ext 3416
thanh.pham@yuanta.com.vn

Võ Thị Thu Thủy
平陽分行經理
+84 28 3622 6868 ext 3505
thuy.vo@yuanta.com.vn

Lương Kỳ Ty
堤岸分行經理
+84 28 3622 6868 ext 3653
ty.luong@yuanta.com.vn

Bùi Quốc Phong
同奈分行經理
+84 28 3622 6868 ext 3701
phong.bui@yuanta.com.vn

Võ Đình Tuấn
峴港分行經理
+84 28 3622 6868 ext 3301
tuan.vo@yuanta.com.vn

Nguyễn Việt Quang
河內分行經理
+84 28 3622 6868 ext 3404
quang.nguyen@yuanta.com.vn

Đinh Thị Thu Cúc
頭頓分行經理
+84 28 3622 6868 ext 3203
cuc.dinh@yuanta.com.vn

Appendix A: Important Disclosures

Analyst Certification

Each research analyst primarily responsible for the content of this research report, in whole or in part, certifies that with respect to each security or issuer that the analyst covered in this report: (1) all of the views expressed accurately reflect his or her personal views about those securities or issuers; and (2) no part of his or her compensation was, is, or will be, directly or indirectly, related to the specific recommendations or views expressed by that research analyst in the research report.

Ratings Definitions

BUY: We have a positive outlook on the stock based on our expected absolute or relative return over the investment period. Our thesis is based on our analysis of the company's outlook, financial performance, catalysts, valuation and risk profile. We recommend investors add to their position.

HOLD-Outperform: In our view, the stock's fundamentals are relatively more attractive than peers at the current price. Our thesis is based on our analysis of the company's outlook, financial performance, catalysts, valuation and risk profile.

HOLD-Underperform: In our view, the stock's fundamentals are relatively less attractive than peers at the current price. Our thesis is based on our analysis of the company's outlook, financial performance, catalysts, valuation and risk profile.

SELL: We have a negative outlook on the stock based on our expected absolute or relative return over the investment period. Our thesis is based on our analysis of the company's outlook, financial performance, catalysts, valuation and risk profile. We recommend investors reduce their position.

Under Review: We actively follow the company, although our estimates, rating and target price are under review.

Restricted: The rating and target price have been suspended temporarily to comply with applicable regulations and/or Yuanta policies.

Note: Yuanta research coverage with a Target Price is based on an investment period of 12 months. Greater China Discovery Series coverage does not have a formal 12 month Target Price and the recommendation is based on an investment period specified by the analyst in the report.

Global Disclaimer

© 2018 Yuanta. All rights reserved. The information in this report has been compiled from sources we believe to be reliable, but we do not hold ourselves responsible for its completeness or accuracy. It is not an offer to sell or solicitation of an offer to buy any securities. All opinions and estimates included in this report constitute our judgment as of this date and are subject to change without notice.

This report provides general information only. Neither the information nor any opinion expressed herein constitutes an offer or invitation to make an offer to buy or sell securities or other investments. This material is prepared for general circulation to clients and is not intended to provide tailored investment advice and does not take into account the individual financial situation and objectives of any specific person who may receive this report. Investors should seek financial advice regarding the appropriateness of investing in any securities, investments or investment strategies discussed or recommended in this report. The information contained in this report has been compiled from sources believed to be reliable but no representation or warranty, express or implied, is made as to its accuracy, completeness or correctness. This report is not (and should not be construed as) a solicitation to act as securities broker or dealer in any jurisdiction by any person or company that is not legally permitted to carry on such business in that jurisdiction.

Yuanta research is distributed in the United States only to Major U.S. Institutional Investors (as defined in Rule 15a-6 under the Securities Exchange Act of 1934, as amended and SEC staff interpretations thereof). All transactions by a US person in the securities mentioned in this report must be effected through a registered broker-dealer under Section 15 of the Securities Exchange Act of 1934, as amended. Yuanta research is distributed in Taiwan by Yuanta Securities Investment Consulting. Yuanta research is distributed in Hong Kong by Yuanta Securities (Hong Kong) Co. Limited, which is licensed in Hong Kong by the Securities and Futures Commission for regulated activities, including Type 4 regulated activity (advising on securities). In Hong Kong, this research report may not be redistributed, retransmitted or disclosed, in whole or in part or any form or manner, without the express written