

當日市場：大型股繼續調整

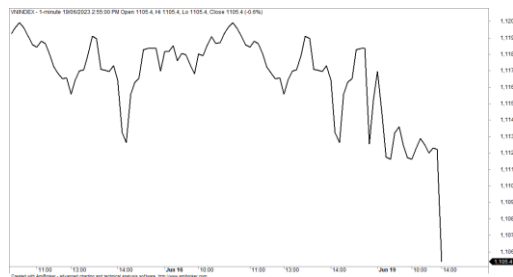
2023/06/20

市場走勢

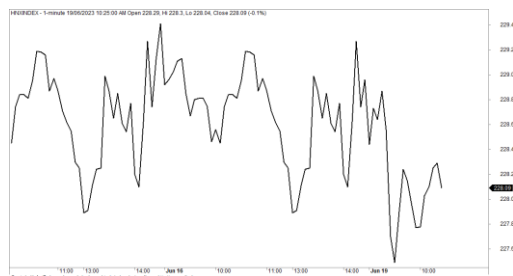
市場指數	VNI	HNI	UPCOM
收盤	1,105.40	226.52	84.55
%日	-0.88%	-0.84%	-0.08%
%週	-0.95%	-1.24%	0.02%
%月	3.59%	5.90%	4.28%
%年	-9.19%	-19.12%	-2.93%
成交值(Bil.VND)			
當日	9,763	1,044	442
日均量/週	16,901	2,038	842
日均量/月	15,657	1,877	837
外資進出			
買進	1,112.42	43.38	8.86
賣出	1,215.38	38.57	14.15
買賣超	-102.96	4.81	-5.29
市場漲跌家數			
上漲	138	32	149
下跌	305	54	107
持平	56	73	84
市場指標			
P/E	13.22	17.74	13.40
總市值 (兆盾)	4,480	284	1,047
股息殖利率	2.66%	3.18%	6.22%

資料源: Bloomberg – YSVN

VNINDEX



HNIINDEX



市場走勢

市場在連續第二個交易日延續下跌趨勢。VN-Index 收跌 0.88%，止於 1098.94 點，HNX-Index 和 Upcom-Index 同步分別下跌 0.84% 和 0.08%。3 大市場的交易額均達到 14 兆 9,120 億越南盾。

VCB (-3.1%) 在當日回歸下跌，並成為對指數產生負面影響的股票。此外，VHM、VIC、MSN、TCB 和 NVL 也小幅下跌。另一方面，SAB、SHB、SSI 等錄得積極的漲幅。

當日的強勁拋售主要集中在大型股，而中型股處於更為積極分化的走勢，如 NLG、DIG、DCM、PVD 等積極上漲，而 BMP、VND、GEX、PGV、PNJ 等收盤小幅下跌。值得關注的是，Apec 股票被強勁拋售，如 IDJ 和 API 跌停。

外資在整個市場賣超近 1,080 億越南盾，其中 NVL (3,440 億)、VNM (660 億)、VCB (540 億) 被拋售最多的股票。另一方面，FUEVFNND (2,320 億)、VCI (660 億)、FUESSVFL (520 億) 在買超方面領先。

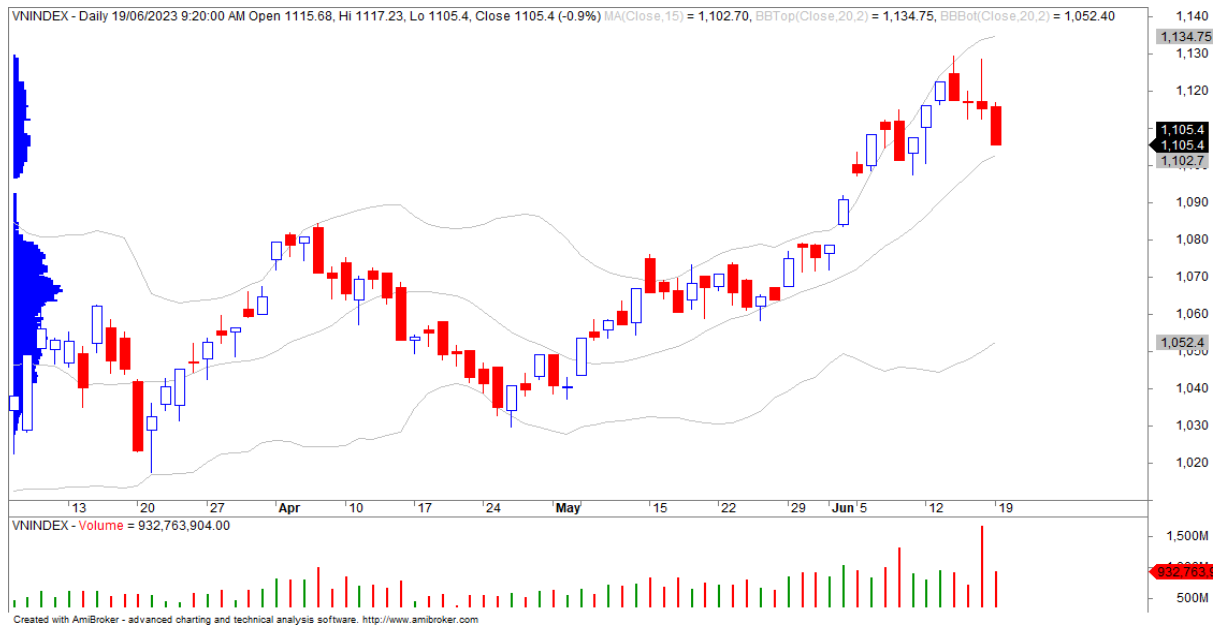
市場短期觀點

我們認為，當 VN-Index 在下一交易日調整至 1,100 點時，市場可能會小幅復甦。同時，動能指標在 5 個交易日時間幀內可能在下個交易日下跌至超賣區域，顯示抄底需求在未來 1-2 個交易日可能會增加，尤其是市場有進入短期調整階段的跡象，因此市場可能會進入窄幅波動階段，現金流可能在各類股票之間分化。此外，短期情緒指標大幅下跌，顯示投資者對當前市場走勢更加謹慎。

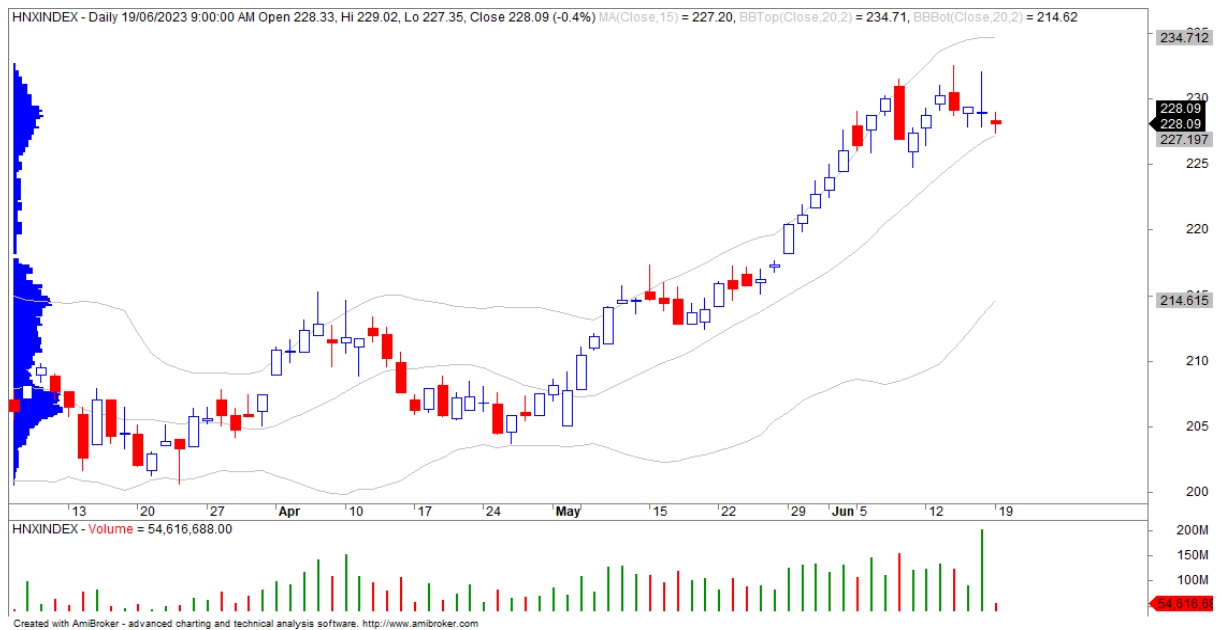
VN-Index 錄得 1100 點和 1090 點兩個重要的支撐位，尤其是短期風險依然較高，因此短期投資者在平衡信號仍未明顯時不應急於抄底買進。大盤的短期走勢維持上漲，但 VNSmallcaps 指數的短期走勢調整至下跌。因此，我們建議短期投資者可以在下個交易日將投資組合重組至復甦跨度的平衡水平，並在現階段限制購買新股。

請在 <https://ysradar.yuanta.com.vn/> 查看有關股票的信號。

技術分析圖



指數技術分析圖 VN-Index



指數技術分析圖 HNX-Index

指數	短期趨勢	中期趨勢	阻力區 1	阻力區 2	支撐區 1	支撐區 2
VN-Index	上漲	上漲	1110	1130	870	800
HNX-Index	上漲	上漲	197	210	189	160
VN30	上漲	上漲	1120	1140	980	960
VNMidcaps	上漲	上漲	1,030	1200	963	900
VNSmallcaps	下跌	上漲	1000	1150	804	750

胡志明市交易所 (HSX)

	收盤	漲跌%
VNI	1105.4	-0.88%
VN30	1098.94	-0.91%
VN Mid	1446.1	-0.07%
VN Small	1310.37	-0.76%

河內交易所 (HSX)

	收盤	漲跌%
HNI	226.52	-0.84%
HN30	426.84	-0.11%
VNX AllSh	1074.05	-0.66%

UPCOM 市場 (UPCoM)

	收盤	漲跌%
UPCoM	84.55	-0.08%

外資交易	成交值 (Bil.VND)
買進	1112.42
賣出	1215.38
買超/賣超	-102.96

外資交易	成交值 (Bil.VND)
買進	43.38
賣出	38.57
買超/賣超	4.81

外資交易	成交值 (Bil.VND)
買進	8.86
賣出	14.15
買超/賣超	-5.29

上漲排名/ 股碼	漲跌(VND)	漲跌%
VCI	1550	4.42%
LCG	450	3.46%
NAF	400	2.99%
CTS	550	2.90%
VDS	300	2.27%

上漲排名/ 股碼	漲跌(VND)	漲跌%
DP3	13000	9.85%
NTP	800	2.15%
DHT	1000	1.71%
PVS	400	1.23%
PLC	300	0.83%

上漲排名/ 股碼	漲跌(VND)	漲跌%
PBC	125	1.01%
NAB	72	0.54%
VEA	-174	-0.46%
MCH	-442	-0.60%
SSH	-464	-0.71%

下跌排名/ 股碼	漲跌(VND)	漲跌%
TTF	-380	-6.92%
NHA	-1350	-6.82%
DRH	-350	-5.47%
PDR	-700	-4.15%
TSC	-190	-3.94%

下跌排名/ 股碼	漲跌(VND)	漲跌%
APS	-1500	-9.87%
API	-1400	-9.79%
IVS	-800	-7.92%
VC7	-1300	-6.84%
HTP	-1100	-3.34%

下跌排名/ 股碼	漲跌(VND)	漲跌%
VHG	-259	-7.40%
VFS	-837	-4.12%
DDV	-314	-3.14%
BMS	-254	-2.79%
MSR	-437	-2.54%

*備註: 市值>5,000 億盾; 成交值>15 億盾

市值排名/ 股碼	Bil.VND
BID	221,057
GAS	182,782
HPG	136,357
SAB	99,399
FPT	93,316

市值排名/ 股碼	Bil.VND
PVS	15,486
THD	13,930
IDC	13,926
BAB	11,751
PVI	11,408

市值排名/ 股碼	Bil.VND
ACV	169,439
BSR	54,023
MCH	52,589
VEA	50,719
SSH	24,557

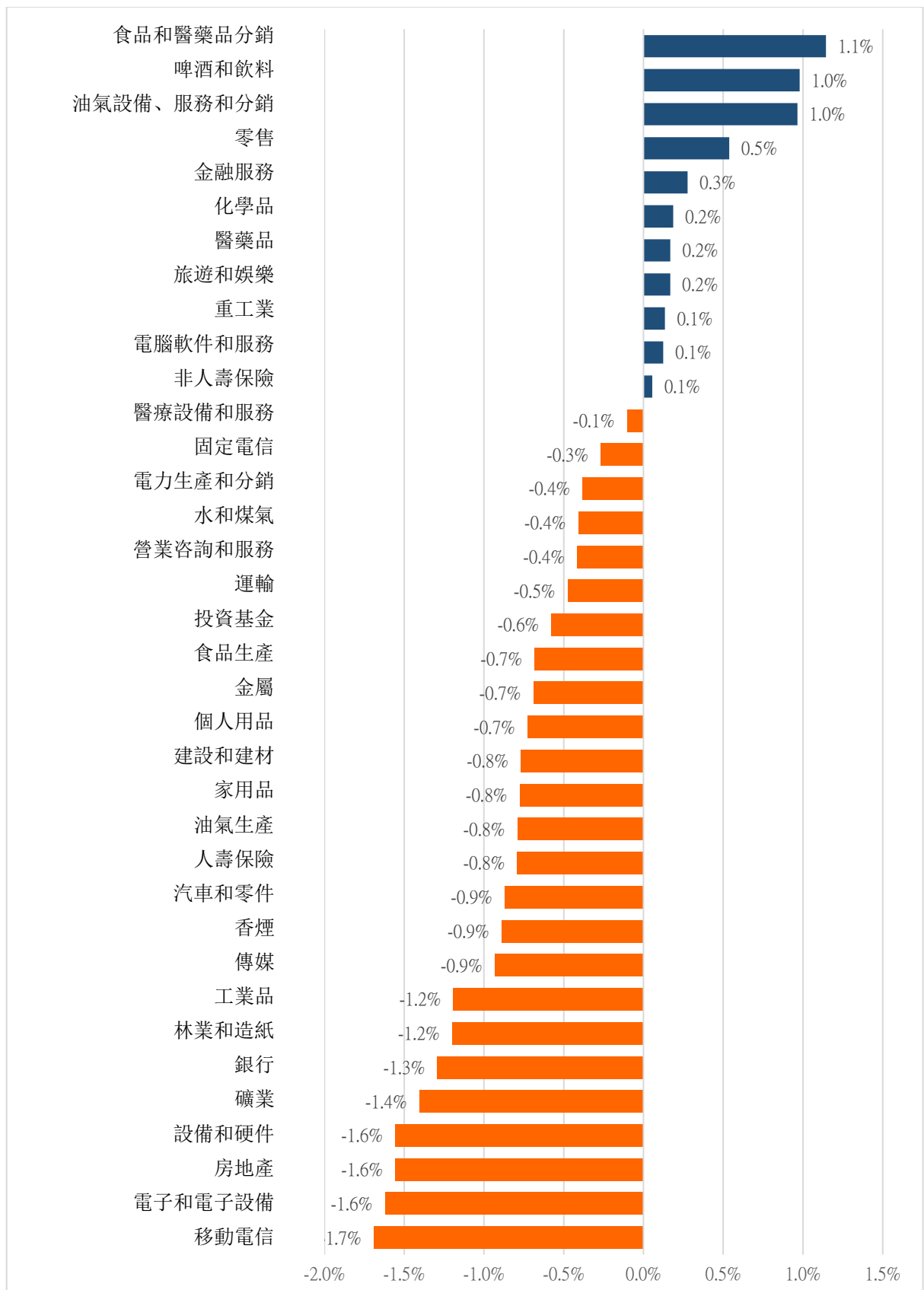
交易量排名/ 股碼	成交值	30 日均
SHB	42,200,500	29,363,411
VND	28,655,600	37,861,751
PDR	25,416,200	12,819,464
DIG	21,117,800	22,516,650
SSI	15,568,250	20,994,515

交易量排名/ 股碼	成交值	30 日均
SHS	26,609,415	23,201,613
APS	11,265,964	2,495,731
PVS	9,072,684	8,264,108
API	5,046,394	1,478,225
HUT	3,458,984	2,830,875

交易量排 名/股碼	成交值	30 日均
VHG	5,173,236	5,326,191
BSR	4,044,705	9,216,571
SBS	2,777,211	4,096,232
LMH	2,008,243	2,091,354
AAS	1,403,335	1,015,039

資料源: Bloomberg & Yuanta Research

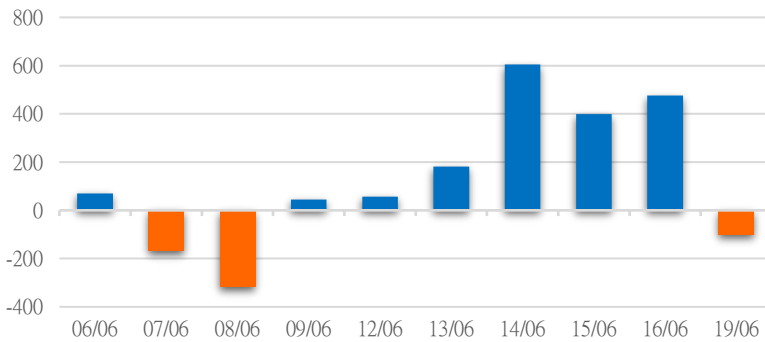
各行業板塊的交易走勢



資料源.: FinPro – YSVN

外資買進賣統計

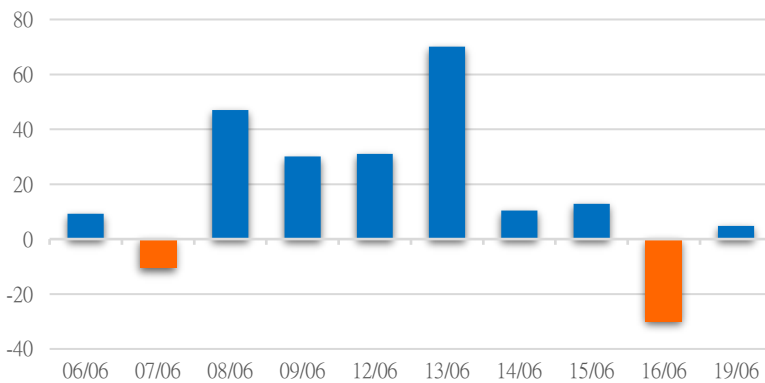
HSX 外資每日買/賣超



證券代碼	買超金額 (Mil.VND)	證券代碼	賣超金額 (Mil.VND)
FUEVFNVD	229,397	HDB	21,997
VCI	65,822	BIC	15,250
FUESSVFL	52,306	E1VFN30	14,669
HPG	25,294	BID	13,573
FUEKIVFS	24,744	GMD	11,334

HSX 外資買/賣超的前 5 名

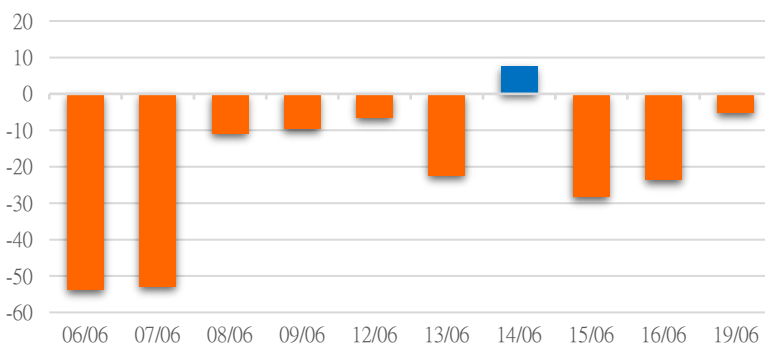
HNX 外資每日買/賣超



證券代碼	買超金額 (Mil.VND)	證券代碼	賣超金額 (Mil.VND)
PVS	12,429	SHS	3,030
WCS	359	IDC	2,870
PVI	122	DP3	999
GDW	93	BVS	745
PSI	86	IVS	586

HNX 外資買/賣超的前 5 名

UPCOM 外資每日買/賣超



證券代碼	買超金額 (Mil.VND)	證券代碼	賣超金額 (Mil.VND)
MCH	3,687	OIL	6,394
VEA	761	MCM	383
ABI	670	AAS	220
FOC	397	VOC	93
CSI	300	PAS	17

UPCOM 外資買/賣超的前 5 名

源: FiiPro - YSVN

自營統計

證券代碼	買超金額 (Mil.VND)	證券代碼	賣超金額 (Mil.VND)
BCM	21,624	FUEVFNVD	336,377
E1VFN30	16,487	FUESSVFL	52,578
SSI	15,910	FUEKIVFS	24,888
BID	13,556	HPG	21,536
TDP	10,150	STB	5,279

HSX 自營交易最大前名

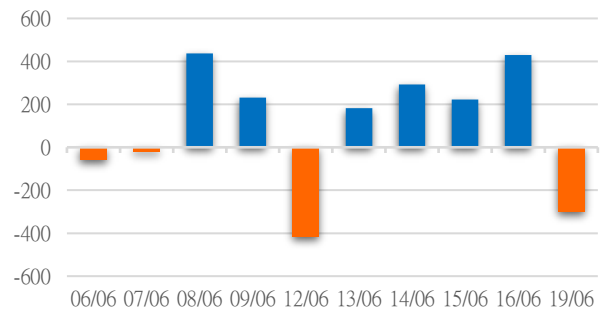
證券代碼	買超金額 (Mil.VND)	證券代碼	賣超金額 (Mil.VND)
HTP	10,453.84	PLC	681
VCS	454.55	IDC	593.2
L18	334.96		

HNX 自營交易最大前名

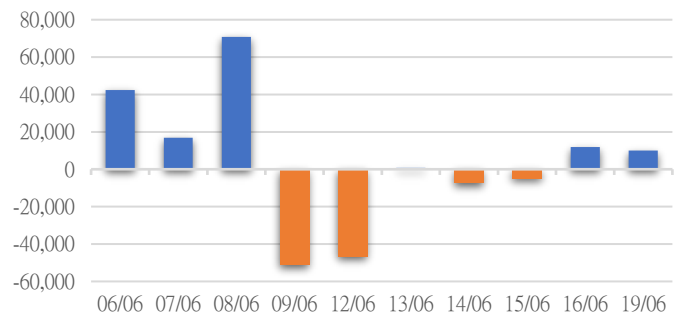
證券代碼	買超金額 (Mil.VND)	證券代碼	賣超金額 (Mil.VND)
TCI	412.00	QNS	39,100
MCH	145		
NAB	67		

UPCoM 自營交易最大前名

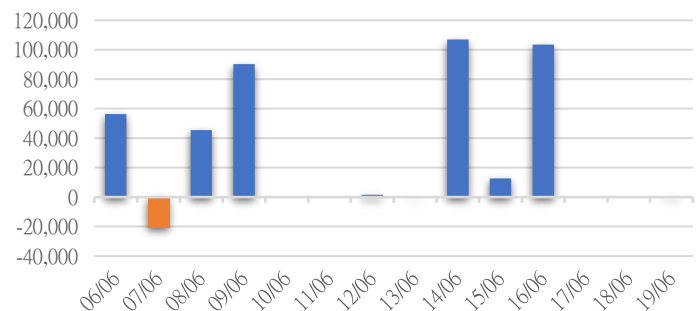
HSX 自營交易每日買/賣超 (Bil.VND)



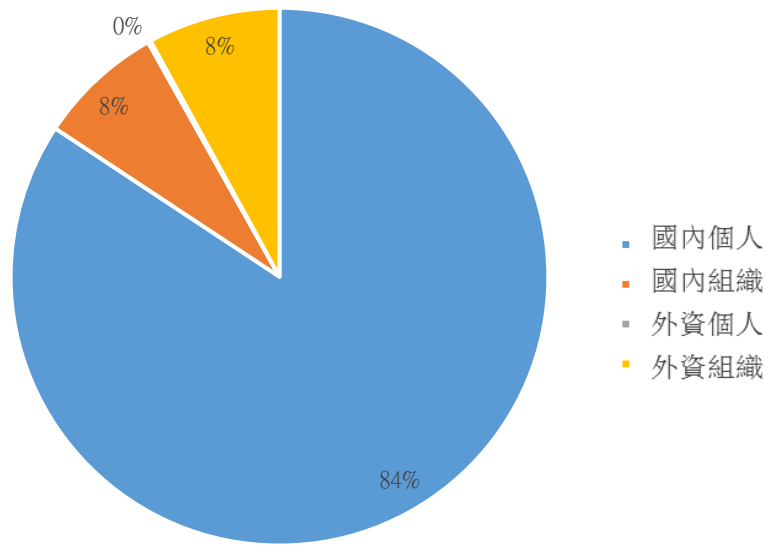
HNX 自營交易每日買/賣超 (Mil.VND)



UPCoM 自營交易每日買/賣超 (Mil.VND)



越南證券市場投資人類別統計



資料源: FiinPro – YSVN

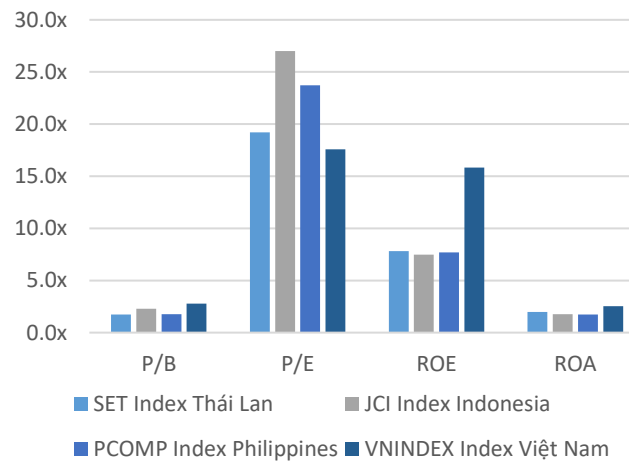
東南亞主要市場走勢比較



東南亞主要市場數據

		Thailand	Indonesia	Philippines	Vietnam
P/B		1.5x	1.9x	1.6x	1.7x
P/E		21.2x	14.8x	13.9x	15.2x
ROE	%	8.25	11.72	10.89	12.83
ROA	%	2.15	3.32	2.39	2.03
Vốn hóa	Tỷ USD	548.11	635.54	166.25	189.10
GTGD	Triệu USD	1.51	0.81	0.14	0.86
LS cổ tức	%	3.11	4.11	2.56	1.88

源: Bloomberg & YSVN



元大證券（越南）公司

個人客戶分析部

Nguyễn Thế Minh
研究分析經理
+84 28 3622 6868 ext 3826
minh.nguyen@yuanta.com.vn

Lý Thị Hiền
研究分析主管
+84 28 3622 6868 ext 3908
hien.ly@yuanta.com.vn

Quách Đức Khánh
研究分析副主管
+84 28 3622 6868 ext 3833
khanh.quach@yuanta.com.vn

Khổng Hữu Hiệp
高級分析專員
+84 28 3622 6868 ext 3912
hiiep.khong@yuanta.com.vn

Nguyễn Trịnh Ngọc Hồng
高級分析專員
+84 28 3622 6868 ext 3832
hong.nguyen@yuanta.com.vn

Phạm Tấn Phát
高級分析專員
+84 28 3622 6868 ext 3880
phat.pham@yuanta.com.vn

個人客戶業務部

Phạm Đắc Thành
北部分行經理
+84 28 3622 6868 ext 3416
thanh.pham@yuanta.com.vn

Võ Thị Thu Thủy
平陽分行經理
+84 28 3622 6868 ext 3505
thuy.vo@yuanta.com.vn

Lương Kỳ Ty
堤岸分行經理
+84 28 3622 6868 ext 3653
ty.luong@yuanta.com.vn

Bùi Quốc Phong
同奈分行經理
+84 28 3622 6868 ext 3701
phong.bui@yuanta.com.vn

Võ Đình Tuấn
峴港分行經理
+84 28 3622 6868 ext 3301
tuan.vo@yuanta.com.vn

Nguyễn Việt Quang
河內分行經理
+84 28 3622 6868 ext 3404
quang.nguyen@yuanta.com.vn

Đinh Thị Thu Cúc
頭頓分行經理
+84 28 3622 6868 ext 3203
cuc.dinh@yuanta.com.vn

Appendix A: Important Disclosures

Analyst Certification

Each research analyst primarily responsible for the content of this research report, in whole or in part, certifies that with respect to each security or issuer that the analyst covered in this report: (1) all of the views expressed accurately reflect his or her personal views about those securities or issuers; and (2) no part of his or her compensation was, is, or will be, directly or indirectly, related to the specific recommendations or views expressed by that research analyst in the research report.

Ratings Definitions

BUY: We have a positive outlook on the stock based on our expected absolute or relative return over the investment period. Our thesis is based on our analysis of the company's outlook, financial performance, catalysts, valuation and risk profile. We recommend investors add to their position.

HOLD-Outperform: In our view, the stock's fundamentals are relatively more attractive than peers at the current price. Our thesis is based on our analysis of the company's outlook, financial performance, catalysts, valuation and risk profile.

HOLD-Underperform: In our view, the stock's fundamentals are relatively less attractive than peers at the current price. Our thesis is based on our analysis of the company's outlook, financial performance, catalysts, valuation and risk profile.

SELL: We have a negative outlook on the stock based on our expected absolute or relative return over the investment period. Our thesis is based on our analysis of the company's outlook, financial performance, catalysts, valuation and risk profile. We recommend investors reduce their position.

Under Review: We actively follow the company, although our estimates, rating and target price are under review.

Restricted: The rating and target price have been suspended temporarily to comply with applicable regulations and/or Yuanta policies.

Note: Yuanta research coverage with a Target Price is based on an investment period of 12 months. Greater China Discovery Series coverage does not have a formal 12 month Target Price and the recommendation is based on an investment period specified by the analyst in the report.

Global Disclaimer

© 2018 Yuanta. All rights reserved. The information in this report has been compiled from sources we believe to be reliable, but we do not hold ourselves responsible for its completeness or accuracy. It is not an offer to sell or solicitation of an offer to buy any securities. All opinions and estimates included in this report constitute our judgment as of this date and are subject to change without notice.

This report provides general information only. Neither the information nor any opinion expressed herein constitutes an offer or invitation to make an offer to buy or sell securities or other investments. This material is prepared for general circulation to clients and is not intended to provide tailored investment advice and does not take into account the individual financial situation and objectives of any specific person who may receive this report. Investors should seek financial advice regarding the appropriateness of investing in any securities, investments or investment strategies discussed or recommended in this report. The information contained in this report has been compiled from sources believed to be reliable but no representation or warranty, express or implied, is made as to its accuracy, completeness or correctness. This report is not (and should not be construed as) a solicitation to act as securities broker or dealer in any jurisdiction by any person or company that is not legally permitted to carry on such business in that jurisdiction.

Yuanta research is distributed in the United States only to Major U.S. Institutional Investors (as defined in Rule 15a-6 under the Securities Exchange Act of 1934, as amended and SEC staff interpretations thereof). All transactions by a US person in the securities mentioned in this report must be effected through a registered broker-dealer under Section 15 of the Securities Exchange Act of 1934, as amended. Yuanta research is distributed in Taiwan by Yuanta Securities Investment Consulting. Yuanta research is distributed in Hong Kong by Yuanta Securities (Hong Kong) Co. Limited, which is licensed in Hong Kong by the Securities and Futures Commission for regulated activities, including Type 4 regulated activity (advising on securities). In Hong Kong, this research report may not be redistributed, retransmitted or disclosed, in whole or in part or any form or manner, without the express written