

當日市場：市場在午盤較為活躍

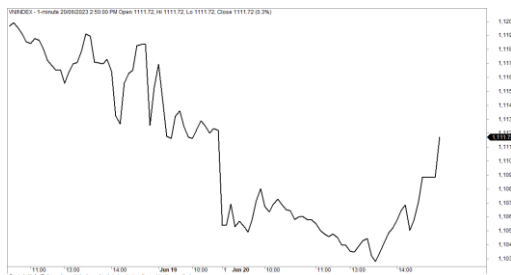
2023/06/21

市場走勢

市場指數	VNI	HNI	UPCOM
收盤	1,111.72	228.77	84.82
%日	0.57%	0.99%	0.32%
%週	-0.96%	-0.64%	-0.21%
%月	4.18%	6.95%	4.61%
%年	-5.82%	-14.61%	-0.73%
成交值(Bil.VND)			
當日	9,763	1,044	442
日均量/週	16,135	1,898	912
日均量/月	15,669	1,864	856
外資進出			
買進	832.16	31.55	13.30
賣出	1,240.04	57.62	20.04
買賣超	-407.88	-26.06	-6.74
市場漲跌家數			
上漲	138	63	149
下跌	305	21	107
持平	56	73	84
市場指標			
P/E	13.10	17.62	13.30
總市值 (兆盾)	4,441	282	1,039
股息殖利率	2.67%	3.21%	6.74%

資料源: Bloomberg – YSVN

VNINDEX



HNIINDEX



市場走勢

市場再次復甦，所有指數收盤上漲。VN-Index 收漲0.57%，止於1111.72點，HNX-Index 和 Upcom-Index 同步分別上漲 0.99% 和 0.32%。3大市場的交易額均達到 12 兆 9,880 億越南盾。

房地產股出現強勁的需求，包括 GVR (5%)、PDR (6.5%)、NVL (3.6%)、KBC (3.6%) 以及 MWG (2.4%)、HPG (1.3%)、CTG (2.1%)、STB (1.7%)、HDB (1.9%) 領漲指數。另一方面，VCB (-1.8%) 錄得該股的連續第二個交易日調整。

除了銀行、房地產和零售業外，公共投資-基礎設施和化工也有所改善，如 CII、HHV、TCD、FCN、DGC、DPM 積極上漲。

外資在整個市場賣超近 4,420 億越南盾，其中 VNM (820 億)、SSI (630 億)、VCB (530 億) 被拋售最多的股票。另一方面，HPG (370 億)、KBC (270 億)、FUEKIVFS (250 億) 在買超方面領先。

市場短期觀點

我們認為市場在下個交易日可能會在窄幅橫盤整理。同時，現金流可能會在各類股票之間分化，流動性仍在未來幾個交易日維持在較低水平，因此短期投資者可以關注個股的走勢，但風險仍較高，因此投資者不應急於再次增加股票的比例。此外，短期情緒指標可能會繼續下跌，顯示投資者對當前市場走勢更加悲觀。

亮點是 VNMidcaps 指數觸及 52 周新高，但該指數的價格走勢圖有進入短期調整階段的跡象，因此調整壓力在未來幾個交易日可能會加大。因此投資者在上漲的股票應限制追漲。

大盤的短期趨勢仍是上漲。因此，我們建議短期投資者可以繼續持有平衡的股票比例，並僅考慮以低比例買進新股。

請在 <https://ysradar.yuanta.com.vn/> 查看有關股票的信號。

技術分析圖



指數技術分析圖 VN-Index



指數技術分析圖 HNX-Index

指數	短期趨勢	中期趨勢	阻力區 1	阻力區 2	支撐區 1	支撐區 2
VN-Index	上漲	上漲	1110	1130	870	800
HNX-Index	上漲	上漲	197	210	189	160
VN30	上漲	上漲	1120	1140	980	960
VNMidcaps	上漲	上漲	1,030	1200	963	900
VNSmallcaps	下跌	上漲	1000	1150	804	750

胡志明市交易所 (HSX)

	收盤	漲跌%
VNI	1111.72	0.57%
VN30	1104.27	0.49%
VN Mid	1464.57	1.28%
VN Small	1328.26	1.37%

河內交易所 (HSX)

	收盤	漲跌%
HNI	228.77	0.99%
HN30	434.29	1.75%
VNX AllSh	1082.41	0.78%

UPCOM 市場 (UPCoM)

	收盤	漲跌%
UPCoM	84.82	0.32%

外資交易	成交值 (Bil.VND)
買進	832.16
賣出	1240.04
買超/賣超	-407.88

外資交易	成交值 (Bil.VND)
買進	31.55
賣出	57.62
買超/賣超	-26.06

外資交易	成交值 (Bil.VND)
買進	13.30
賣出	20.04
買超/賣超	-6.74

上漲排名/ 股碼	漲跌(VND)	漲跌%
CII	1200	6.94%
NHA	1250	6.78%
PDR	1050	6.50%
BIC	1550	5.18%
DRH	280	4.63%

上漲排名/ 股碼	漲跌(VND)	漲跌%
VC7	700	3.95%
NDN	300	3.23%
HUT	500	2.78%
PLC	1000	2.75%
EVS	300	2.27%

上漲排名/ 股碼	漲跌(VND)	漲跌%
VFS	1658	8.50%
VTP	1301	3.42%
PGB	837	3.13%
TCI	207	2.01%
QTP	291	1.71%

下跌排名/ 股碼	漲跌(VND)	漲跌%
QCG	-660	-6.90%
AST	-900	-1.50%
SAB	-1500	-0.96%
SHB	-100	-0.78%
TNH	-200	-0.73%

下跌排名/ 股碼	漲跌(VND)	漲跌%
API	-800	-6.20%
INN	-400	-1.13%
DVM	-100	-0.65%
HHC	0	0.00%
APS	0	0.00%

下跌排名/ 股碼	漲跌(VND)	漲跌%
MSR	-415	-2.47%
PXL	-148	-1.53%
AAS	-217	-1.34%
NAB	-126	-0.93%
DSC	-107	-0.50%

*備註: 市值>5,000 億盾; 成交值>15 億盾

市值排名/ 股碼	Bil.VND
BID	219,034
GAS	182,208
HPG	135,775
SAB	100,553
FPT	93,537

市值排名/ 股碼	Bil.VND
PVS	15,677
IDC	14,025
THD	13,860
BAB	11,751
PVI	11,408

市值排名/ 股碼	Bil.VND
ACV	168,866
BSR	53,347
MCH	52,278
VEA	50,529
SSH	24,389

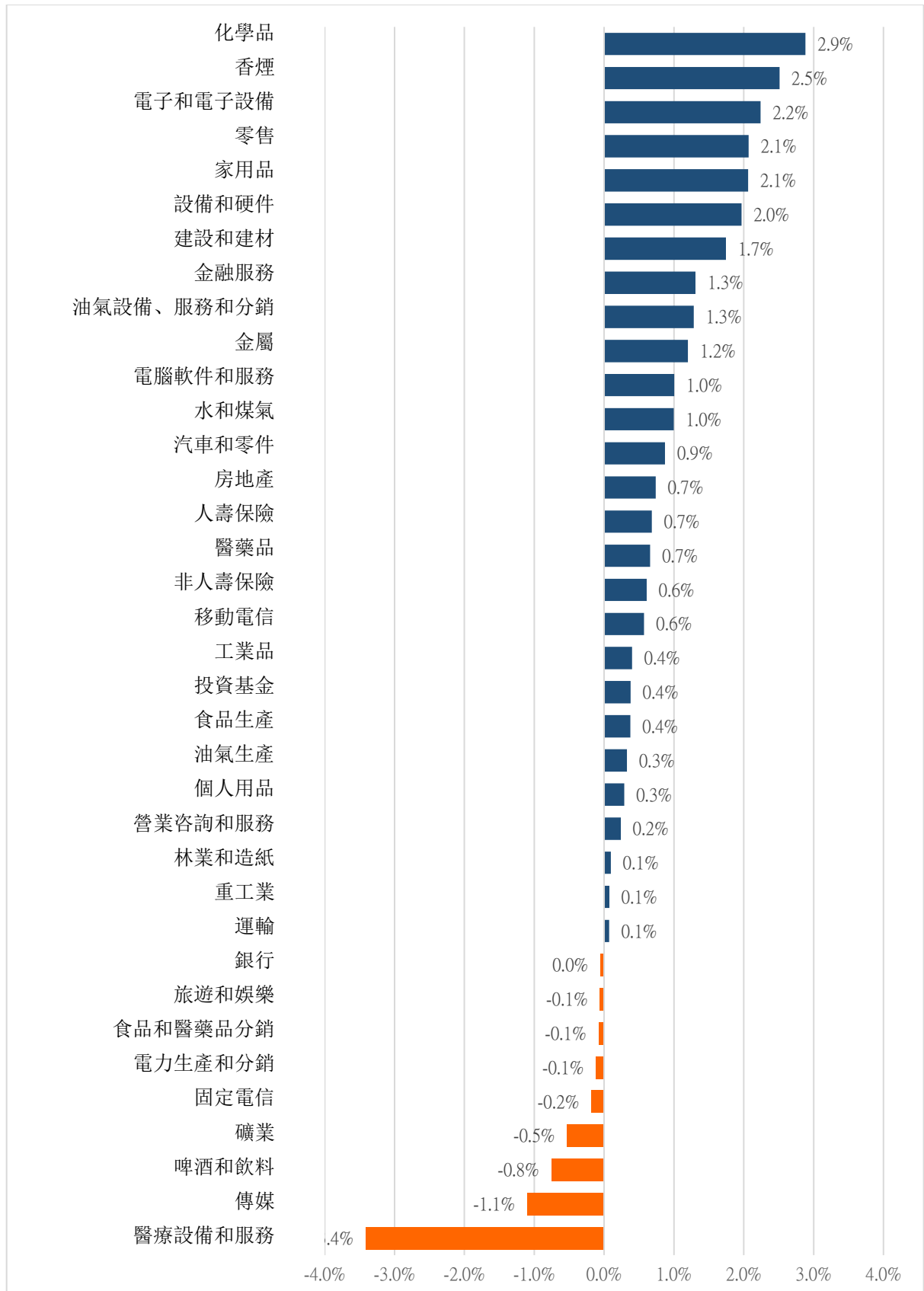
交易量排名/ 股碼	成交值	30 日均
VND	29,674,059	37,741,685
CII	24,149,705	10,734,172
SHB	20,614,864	30,121,431
SSI	19,571,686	20,593,845
DIG	18,883,632	21,494,991

交易量排名/ 股碼	成交值	30 日均
SHS	20,324,592	23,443,327
PVS	3,518,095	8,140,632
IDC	3,284,983	3,486,437
APS	2,931,506	2,887,031
API	2,769,840	1,721,138

交易量排 名/股碼	成交值	30 日均
NAB	13,490,693	392,331
DGT	11,937,748	78,312
BSR	6,716,525	9,240,449
SII	3,161,144	2,586
VHG	2,517,223	5,296,856

資料源: Bloomberg & Yuanta Research

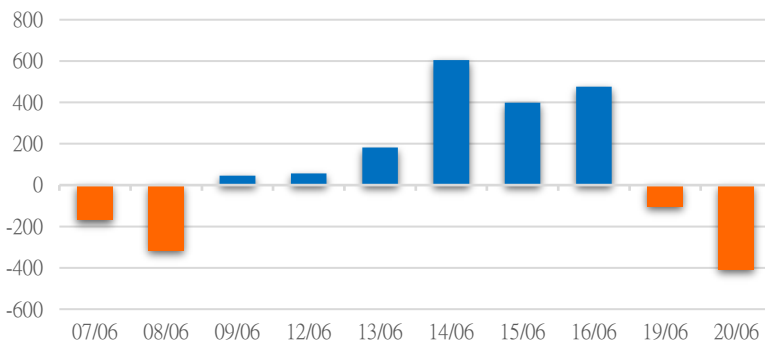
各行業板塊的交易走勢



資料源.: FinPro – YSVN

外資買進賣統計

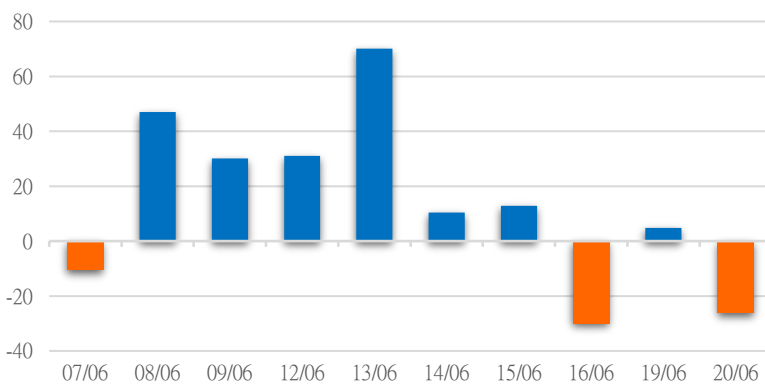
HSX 外資每日買/賣超



證券代碼	買超金額 (Mil.VND)	證券代碼	賣超金額 (Mil.VND)
HPG	37,199	SSI	62,508
FUEKIVFS	24,748	VND	35,816
FRT	20,794	NLG	28,490
PDR	7,948	HDB	26,746
CTS	7,569	FUESSVFL	25,559

HSX 外資買/賣超的前 5 名

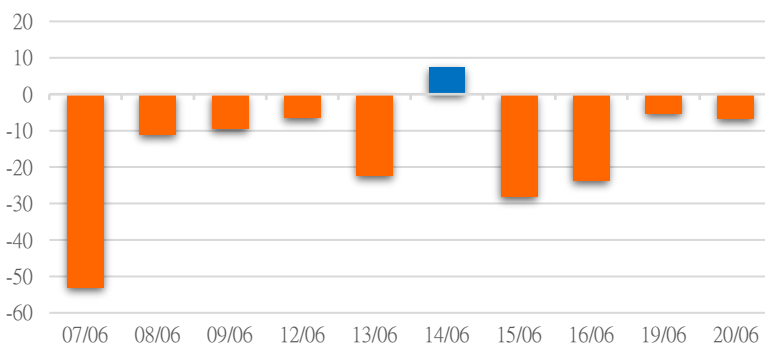
HNX 外資每日買/賣超



證券代碼	買超金額 (Mil.VND)	證券代碼	賣超金額 (Mil.VND)
SHS	13,625	IDC	31,032
PVG	645	PVS	9,799
PVI	587	BVS	949
API	85	NVB	850
PPS	27	THD	323

HNX 外資買/賣超的前 5 名

UPCOM 外資每日買/賣超



證券代碼	買超金額 (Mil.VND)	證券代碼	賣超金額 (Mil.VND)
ABI	1,117	VTP	6,550
ACV	550	MCM	383
PHP	394	BSR	189
VGG	215	TCI	182
AAS	177	VLC	130

UPCOM 外資買/賣超的前 5 名

源: FiiPro - YSVN

自營統計

證券代碼	買超金額 (Mil.VND)	證券代碼	賣超金額 (Mil.VND)
VIX	44,078	CTG	76,378
FUESSVFL	19,258	FUEKIVFS	24,752
FPT	18,473	BCM	21,445
FUEVFNVD	14,272	VPB	12,778
SSI	12,170	VIC	8,376

HSX 自營交易最大前名

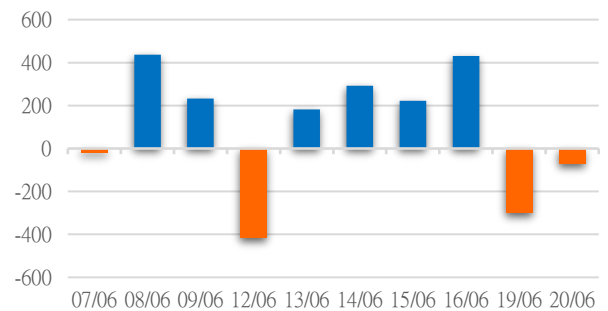
證券代碼	買超金額 (Mil.VND)	證券代碼	賣超金額 (Mil.VND)
HHC	36,278.10	BTS	0
PVS	1,650.00		
L18	350.00		
IDC	214.00		
PLC	187.00		

HNX 自營交易最大前名

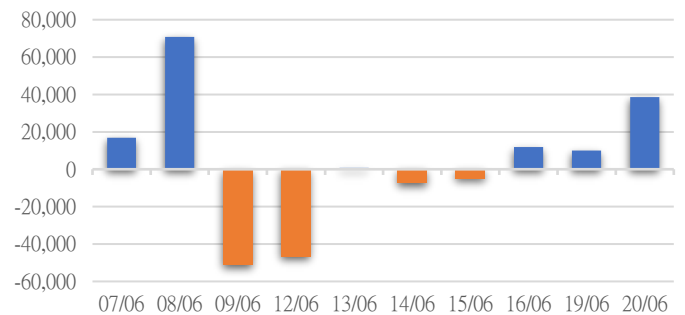
證券代碼	買超金額 (Mil.VND)	證券代碼	賣超金額 (Mil.VND)
NAB	80,375.00	GEE	50,000
TCI	578	CNT	0
		C92	0.0

UPCoM 自營交易最大前名

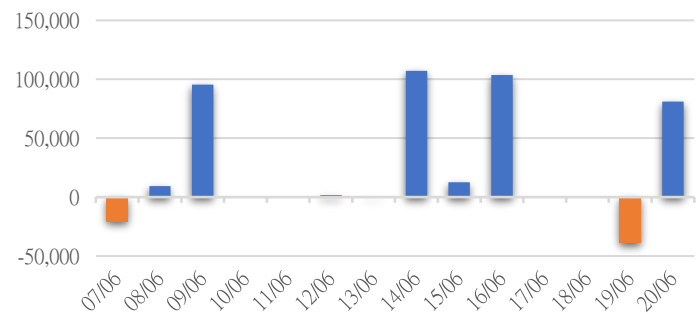
HSX 自營交易每日買/賣超 (BiL.VND)



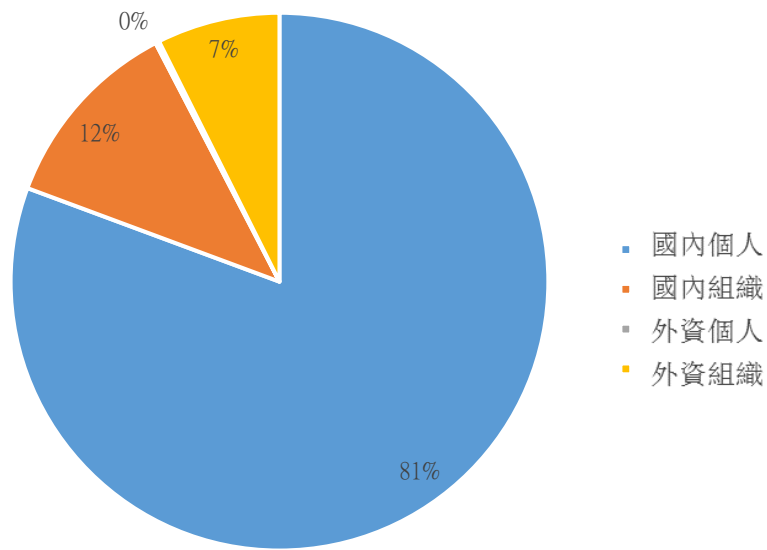
HNX 自營交易每日買/賣超 (Mil.VND)



UPCoM 自營交易每日買/賣超 (Mil.VND)

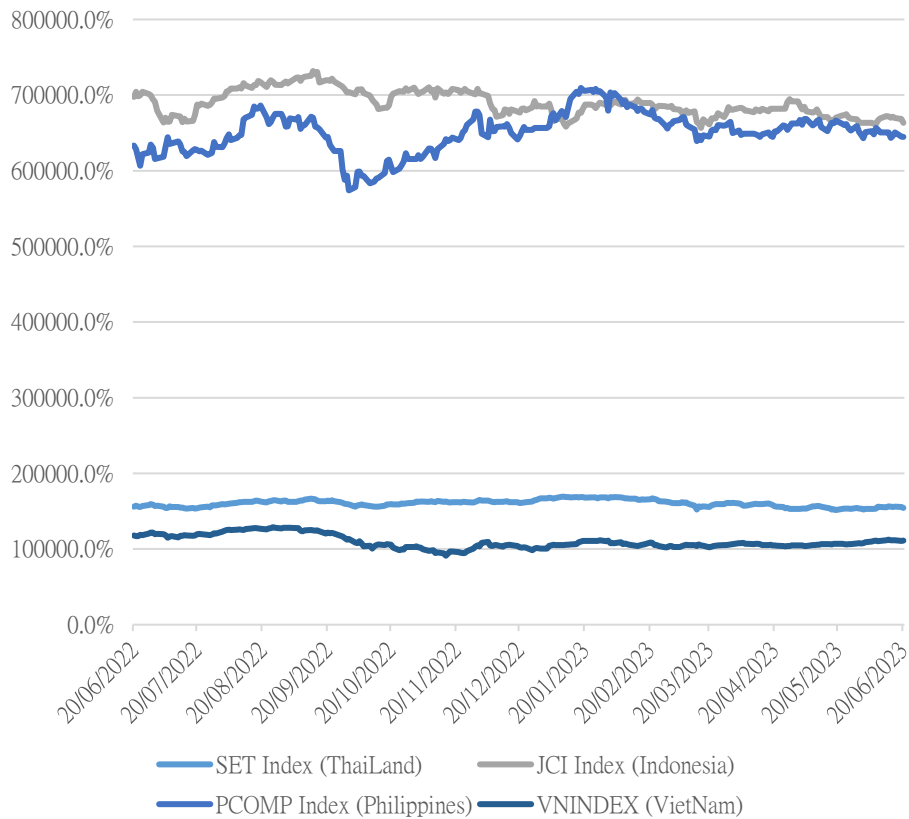


越南證券市場投資人類別統計



資料源: FiinPro – YSVN

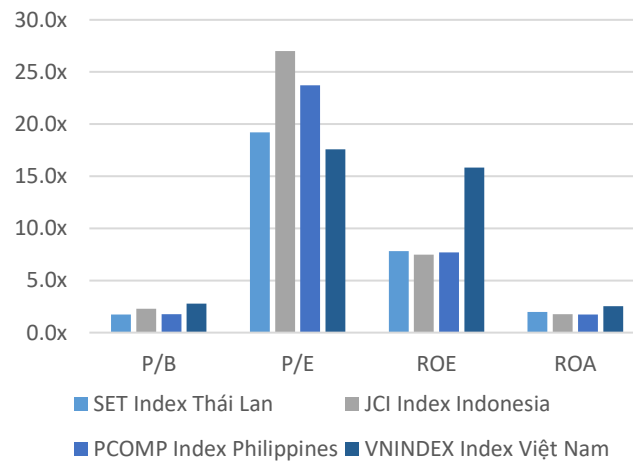
東南亞主要市場走勢比較



東南亞主要市場數據

		Thailand	Indonesia	Philippines	Vietnam
P/B		1.5x	1.9x	1.6x	1.7x
P/E		21.2x	14.8x	13.9x	15.2x
ROE	%	8.25	11.72	10.89	12.83
ROA	%	2.15	3.32	2.39	2.03
Vốn hóa	Tỷ USD	548.11	635.54	166.25	189.10
GTGD	Triệu USD	1.51	0.81	0.14	0.86
LS cổ tức	%	3.11	4.11	2.56	1.88

源: Bloomberg & YSVN



元大證券（越南）公司**個人客戶分析部**

Nguyễn Thế Minh
研究分析經理
+84 28 3622 6868 ext 3826
minh.nguyen@yuanta.com.vn

Lý Thị Hiền
研究分析主管
+84 28 3622 6868 ext 3908
hien.ly@yuanta.com.vn

Quách Đức Khánh
研究分析副主管
+84 28 3622 6868 ext 3833
khanh.quach@yuanta.com.vn

Khổng Hữu Hiệp
高級分析專員
+84 28 3622 6868 ext 3912
hiiep.khong@yuanta.com.vn

Nguyễn Trịnh Ngọc Hồng
高級分析專員
+84 28 3622 6868 ext 3832
hong.nguyen@yuanta.com.vn

Phạm Tấn Phát
高級分析專員
+84 28 3622 6868 ext 3880
phat.pham@yuanta.com.vn

個人客戶業務部

Phạm Đắc Thành
北部分行經理
+84 28 3622 6868 ext 3416
thanh.pham@yuanta.com.vn

Võ Thị Thu Thủy
平陽分行經理
+84 28 3622 6868 ext 3505
thuy.vo@yuanta.com.vn

Lương Kỳ Ty
堤岸分行經理
+84 28 3622 6868 ext 3653
ty.luong@yuanta.com.vn

Bùi Quốc Phong
同奈分行經理
+84 28 3622 6868 ext 3701
phong.bui@yuanta.com.vn

Võ Đình Tuấn
峴港分行經理
+84 28 3622 6868 ext 3301
tuan.vo@yuanta.com.vn

Nguyễn Việt Quang
河內分行經理
+84 28 3622 6868 ext 3404
quang.nguyen@yuanta.com.vn

Đinh Thị Thu Cúc
頭頓分行經理
+84 28 3622 6868 ext 3203
cuc.dinh@yuanta.com.vn

Appendix A: Important Disclosures

Analyst Certification

Each research analyst primarily responsible for the content of this research report, in whole or in part, certifies that with respect to each security or issuer that the analyst covered in this report: (1) all of the views expressed accurately reflect his or her personal views about those securities or issuers; and (2) no part of his or her compensation was, is, or will be, directly or indirectly, related to the specific recommendations or views expressed by that research analyst in the research report.

Ratings Definitions

BUY: We have a positive outlook on the stock based on our expected absolute or relative return over the investment period. Our thesis is based on our analysis of the company's outlook, financial performance, catalysts, valuation and risk profile. We recommend investors add to their position.

HOLD-Outperform: In our view, the stock's fundamentals are relatively more attractive than peers at the current price. Our thesis is based on our analysis of the company's outlook, financial performance, catalysts, valuation and risk profile.

HOLD-Underperform: In our view, the stock's fundamentals are relatively less attractive than peers at the current price. Our thesis is based on our analysis of the company's outlook, financial performance, catalysts, valuation and risk profile.

SELL: We have a negative outlook on the stock based on our expected absolute or relative return over the investment period. Our thesis is based on our analysis of the company's outlook, financial performance, catalysts, valuation and risk profile. We recommend investors reduce their position.

Under Review: We actively follow the company, although our estimates, rating and target price are under review.

Restricted: The rating and target price have been suspended temporarily to comply with applicable regulations and/or Yuanta policies.

Note: Yuanta research coverage with a Target Price is based on an investment period of 12 months. Greater China Discovery Series coverage does not have a formal 12 month Target Price and the recommendation is based on an investment period specified by the analyst in the report.

Global Disclaimer

© 2018 Yuanta. All rights reserved. The information in this report has been compiled from sources we believe to be reliable, but we do not hold ourselves responsible for its completeness or accuracy. It is not an offer to sell or solicitation of an offer to buy any securities. All opinions and estimates included in this report constitute our judgment as of this date and are subject to change without notice.

This report provides general information only. Neither the information nor any opinion expressed herein constitutes an offer or invitation to make an offer to buy or sell securities or other investments. This material is prepared for general circulation to clients and is not intended to provide tailored investment advice and does not take into account the individual financial situation and objectives of any specific person who may receive this report. Investors should seek financial advice regarding the appropriateness of investing in any securities, investments or investment strategies discussed or recommended in this report. The information contained in this report has been compiled from sources believed to be reliable but no representation or warranty, express or implied, is made as to its accuracy, completeness or correctness. This report is not (and should not be construed as) a solicitation to act as securities broker or dealer in any jurisdiction by any person or company that is not legally permitted to carry on such business in that jurisdiction.

Yuanta research is distributed in the United States only to Major U.S. Institutional Investors (as defined in Rule 15a-6 under the Securities Exchange Act of 1934, as amended and SEC staff interpretations thereof). All transactions by a US person in the securities mentioned in this report must be effected through a registered broker-dealer under Section 15 of the Securities Exchange Act of 1934, as amended. Yuanta research is distributed in Taiwan by Yuanta Securities Investment Consulting. Yuanta research is distributed in Hong Kong by Yuanta Securities (Hong Kong) Co. Limited, which is licensed in Hong Kong by the Securities and Futures Commission for regulated activities, including Type 4 regulated activity (advising on securities). In Hong Kong, this research report may not be redistributed, retransmitted or disclosed, in whole or in part or any form or manner, without the express written