

當日市場：建材股活躍

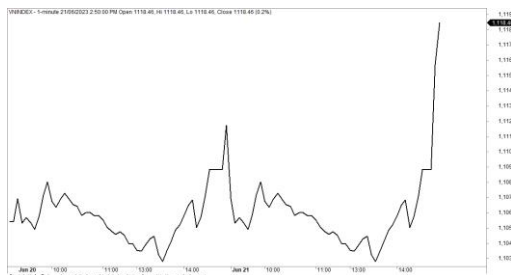
2023/06/22

市場走勢

市場指數	VNI	HNI	UPCOM
收盤	1,118.46	231.77	85.45
%日	0.61%	1.31%	0.74%
%週	0.09%	1.25%	0.74%
%月	4.82%	8.35%	5.39%
%年	-4.61%	-12.41%	0.49%
<b>成交值(Bil.VND)</b>			
當日	9,763	1,044	442
日均量/週	16,207	1,918	965
日均量/月	15,747	1,875	870
<b>外資進出</b>			
買進	1,682.75	30.67	13.33
賣出	1,641.36	106.50	21.31
買賣超	41.39	-75.83	-7.98
<b>市場漲跌家數</b>			
上漲	138	125	149
下跌	305	57	107
持平	56	73	84
<b>市場指標</b>			
P/E	13.18	17.80	13.27
總市值 (兆盾)	4,467	285	1,037
股息殖利率	2.60%	3.20%	6.76%

資料源: Bloomberg – YSVN

VNINDEX



HNIINDEX



市場走勢

市場在連續第二個交易日復甦，VN-Index 收盤上漲 0.61%，止於 1118.46 點，HNX-Index 和 Upcom-Index 同步分別上漲 1.31% 和 0.74%。3 大市場的交易額均達到 18 兆 710 億越南盾。

大型股繼續保持上漲趨勢，GVR (3.7%)、HPG (4%)、MSN (1.2%)、VNM (1.2%)、TCB (1.1%) 均是在當日顯著上漲的股票。另一方面，VJC、VHM、HDB、GAS 逆市下跌幅約 1% 以下。

建材股在當日領漲，如 HPG (4%)、VLB (7.7%) 或 HT1、KSB 等漲停。此外，證券 (HCM、CTS、AGR、BSI、CTS、FTS)、石油 (PVD、PVS) 也積極上漲。

外資在整個市場賣超近 450 億越南盾，其中 STB (480 億)、KDH (280 億)、VCB (230 億) 被拋售最多的股票。另一方面，SSI (250 億)、DXG (150 億)、DIG (80 億) 在買超方面領先。

市場短期觀點

我們認為市場可能會在下一個交易日繼續上漲，但 VN-Index 在接近 1,125 點的阻力位後再次調整。同時，市場仍處於短期調整階段，因此投資者在上漲股票中限制追漲，並優先在調整時積累，尤其是投資者應關注各類股票的走勢。積極點是，現金流再次增加至中型股，我們評估該股的上漲趨勢最強。此外，短期情緒指標小幅上漲，顯示投資者的謹慎情緒有所減輕。

大盤的短期趨勢仍是上漲。因此，我們建議短期投資者可以繼續持有平衡的股票比例，並在現階段可以停止拋售。

請在 <https://ysradar.yuanta.com.vn/> 查看有關股票的信號。

技術分析圖



指數技術分析圖 VN-Index



指數技術分析圖 HNX-Index

指數	短期趨勢	中期趨勢	阻力區 1	阻力區 2	支撐區 1	支撐區 2
VN-Index	上漲	上漲	1110	1130	870	800
HNX-Index	上漲	上漲	197	210	189	160
VN30	上漲	上漲	1120	1140	980	960
VNMidcaps	上漲	上漲	1,030	1200	963	900
VNSmallcaps	下跌	上漲	1000	1150	804	750

**胡志明市交易所 (HSX)**

	收盤	漲跌%
VNI	1118.46	0.61%
VN30	1112.07	0.71%
VN Mid	1480.07	1.06%
VN Small	1346.91	1.40%

**河內交易所 (HSX)**

	收盤	漲跌%
HNI	231.77	1.31%
HN30	442.62	1.92%
VNX AllSh	1091.71	0.86%

**UPCOM 市場 (UPCoM)**

	收盤	漲跌%
UPCoM	85.45	0.74%

外資交易	成交值 (Bil.VND)
買進	1682.75
賣出	1641.36
買超/賣超	41.39

外資交易	成交值 (Bil.VND)
買進	30.67
賣出	106.50
買超/賣超	-75.83

外資交易	成交值 (Bil.VND)
買進	13.33
賣出	21.31
買超/賣超	-7.98

上漲排名/ 股碼	漲跌(VND)	漲跌%
DHA	2750	7.00%
KSB	1900	6.97%
ST8	1750	6.97%
QCG	620	6.97%
HT1	1050	6.91%

上漲排名/ 股碼	漲跌(VND)	漲跌%
HUT	1600	8.65%
IVS	800	8.60%
BCC	1100	8.21%
EVS	700	5.19%
BVS	1100	4.64%

上漲排名/ 股碼	漲跌(VND)	漲跌%
VLB	2010	6.17%
SBS	347	4.51%
BDT	643	4.23%
SIP	4125	4.06%
PXL	345	3.59%

下跌排名/ 股碼	漲跌(VND)	漲跌%
DHG	-4000	-3.15%
HPX	-70	-1.56%
VJC	-1100	-1.16%
LSS	-150	-1.15%
TLG	-600	-0.97%

下跌排名/ 股碼	漲跌(VND)	漲跌%
NAG	-300	-1.76%
DVM	-100	-0.65%
DHT	-100	-0.17%
C69	0	0.00%
GKM	0	0.00%

下跌排名/ 股碼	漲跌(VND)	漲跌%
VCP	-2474	-9.13%
PBC	-387	-3.05%
PAT	-339	-0.42%
MPC	-63	-0.34%
AMS	-34	-0.31%

\*備註: 市值>5,000 億盾; 成交值>15 億盾

市值排名/ 股碼	Bil.VND
VCB	472,778
VHM	239,926
BID	220,046
VIC	198,325
GAS	184,696

市值排名/ 股碼	Bil.VND
PVS	15,821
IDC	14,190
THD	13,930
KSF	11,850
BAB	11,751

市值排名/ 股碼	Bil.VND
ACV	168,631
VGI	68,748
BSR	53,691
MCH	52,316
VEA	50,508

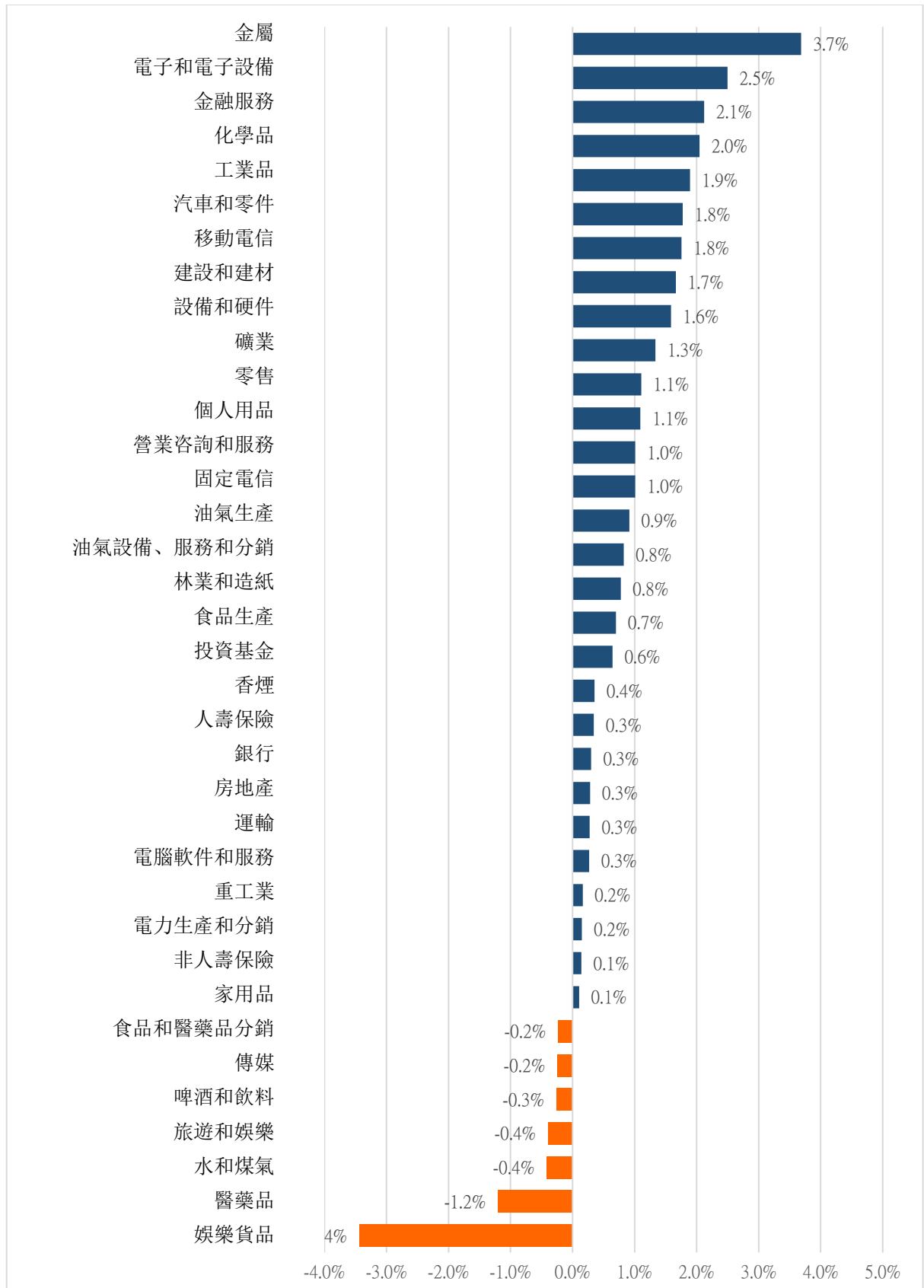
交易量排名/ 股碼	成交值	30 日均
GEX	40,865,961	20,409,023
HPG	38,011,123	20,924,226
NVL	28,745,738	31,121,856
VND	28,170,761	37,373,157
SHB	27,690,509	29,591,132

交易量排名/ 股碼	成交值	30 日均
HUT	25,419,987	2,891,061
SHS	22,372,809	23,254,294
PVS	6,918,294	7,930,517
CEO	5,153,996	7,489,945
IDC	4,268,638	3,443,630

交易量排 名/股碼	成交值	30 日均
SII	14,221,001	2,475
BSR	10,623,401	9,122,316
SBS	7,937,220	3,985,345
C4G	7,328,859	2,914,704
ABB	2,646,599	2,433,047

資料源: Bloomberg & Yuanta Research

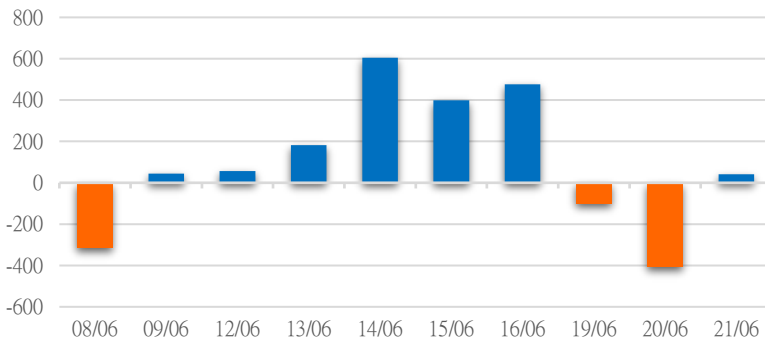
各行業板塊的交易走勢



資料源.: FinPro – YSVN

外資買進賣統計

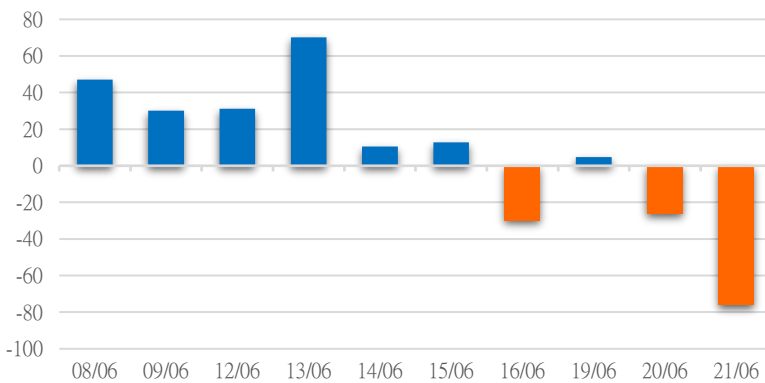
HSX 外資每日買/賣超



證券代碼	買超金額 (Mil.VND)	證券代碼	賣超金額 (Mil.VND)
HPG	138,101	VNM	142,146
STB	96,816	TPB	40,906
SSI	50,621	VCB	37,114
GEX	43,060	CTG	33,846
FRT	38,235	VHM	29,874

HSX 外資買/賣超的前 5 名

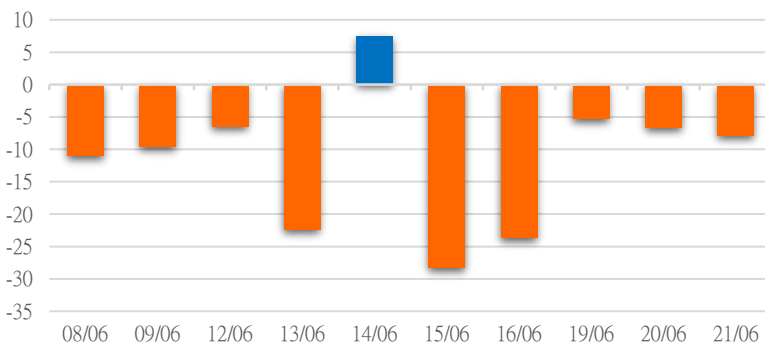
HNX 外資每日買/賣超



證券代碼	買超金額 (Mil.VND)	證券代碼	賣超金額 (Mil.VND)
SHS	16,725	IDC	53,495
TNG	2,919	PVS	38,680
TVD	341	BVS	1,216
PVB	236	NVB	749
HUT	100	THD	380

HNX 外資買/賣超的前 5 名

UPCOM 外資每日買/賣超



證券代碼	買超金額 (Mil.VND)	證券代碼	賣超金額 (Mil.VND)
MPC	1,791	QNS	4,736
VTP	1,789	SIP	4,391
BSR	892	LTG	4,237
PHP	538	MCM	383
NAB	312	VEA	373

UPCOM 外資買/賣超的前 5 名

源: FiiPro - YSVN

自營統計

證券代碼	買超金額 (Mil.VND)	證券代碼	賣超金額 (Mil.VND)
FUEVFNVD	61,687	STB	68,939
E1VFN30	17,119	HPG	43,677
FIR	7,720	VPB	28,055
DBC	2,339	BCM	17,790
FUEKIVFS	806	VNM	17,319

HSX 自營交易最大前名

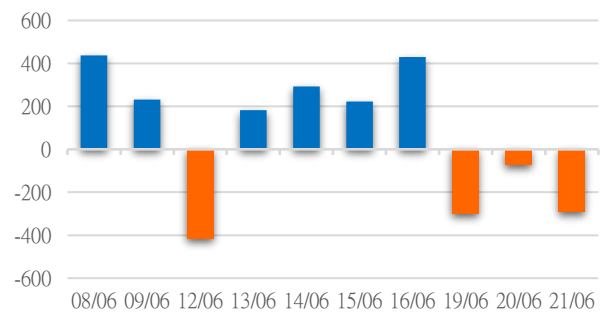
證券代碼	買超金額 (Mil.VND)	證券代碼	賣超金額 (Mil.VND)
L18	299.20	DDG	1,329
		IDC	220.5

HNX 自營交易最大前名

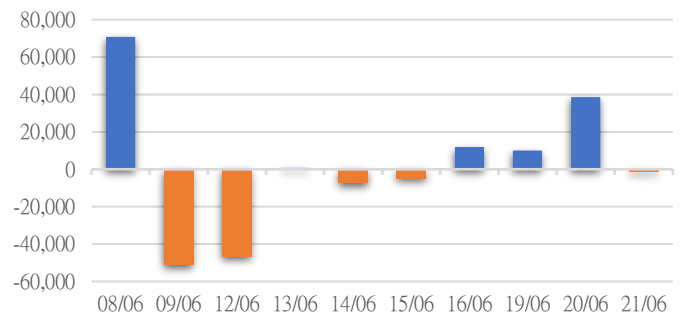
證券代碼	買超金額 (Mil.VND)	證券代碼	賣超金額 (Mil.VND)
BSR	870.00		
NAB	201		

UPCoM 自營交易最大前名

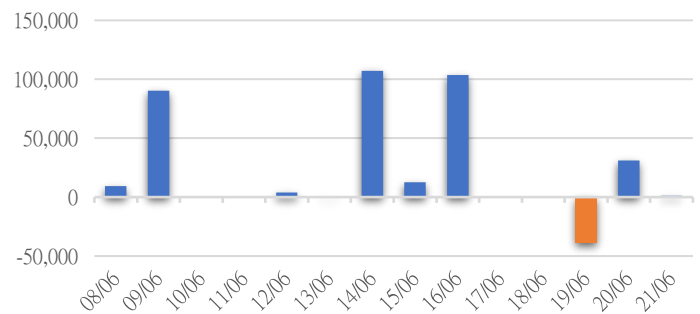
HSX 自營交易每日買/賣超 (Bil.VND)



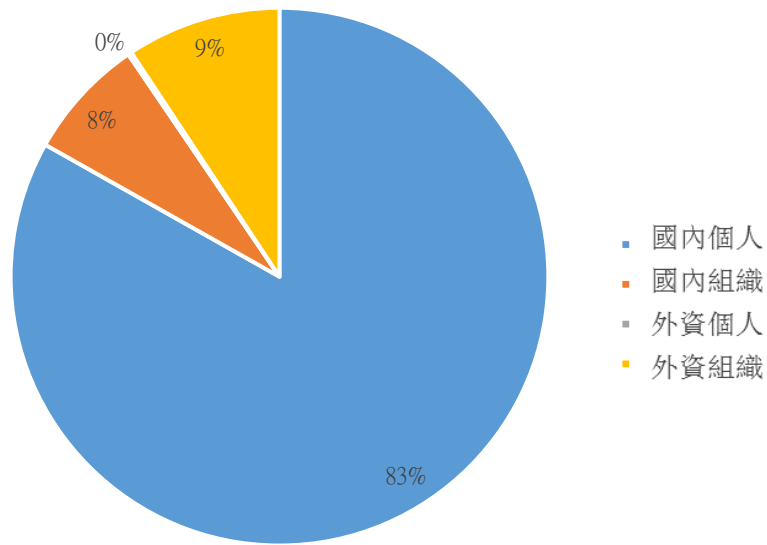
HNX 自營交易每日買/賣超 (Mil.VND)



UPCoM 自營交易每日買/賣超 (Mil.VND)

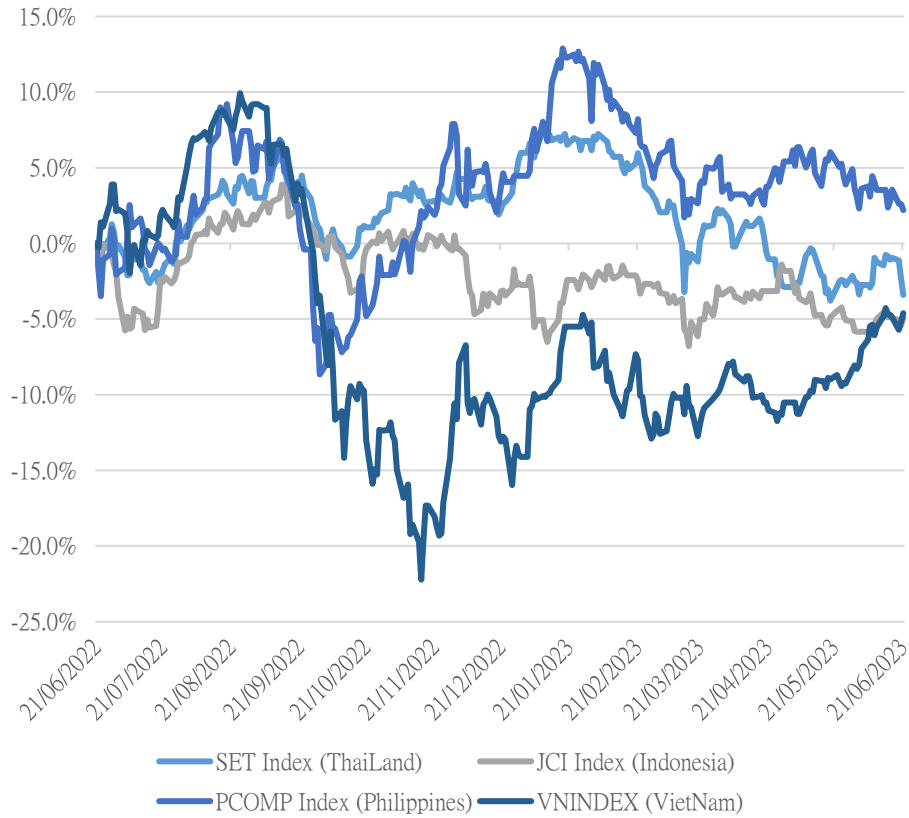


越南證券市場投資人類別統計



資料源: FiinPro – YSVN

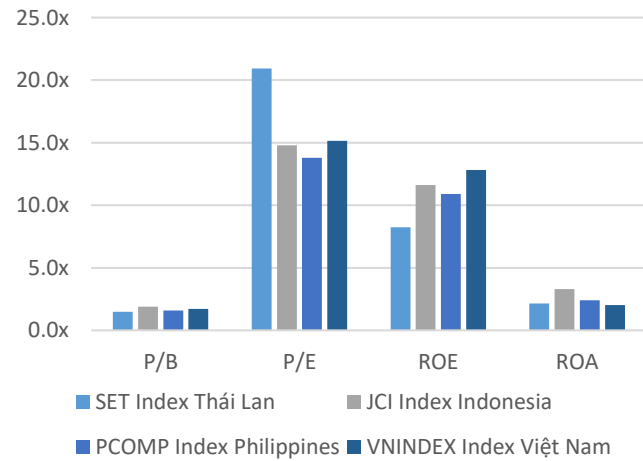
東南亞主要市場走勢比較



東南亞主要市場數據

		Thailand	Indonesia	Philippines	Vietnam
P/B		1.5x	1.9x	1.6x	1.7x
P/E		20.9x	14.8x	13.8x	15.2x
ROE	%	8.25	11.62	10.89	12.83
ROA	%	2.15	3.30	2.39	2.03
Vốn hóa	Tỷ USD	539.17	634.44	165.92	188.52
GTGD	Triệu USD	1.19	0.45	0.06	0.48
LS cổ tức	%	3.19	4.10	2.57	1.86

源: Bloomberg & YSVN





## 元大證券（越南）公司

### 個人客戶分析部

**Nguyễn Thế Minh**  
研究分析經理  
+84 28 3622 6868 ext 3826  
minh.nguyen@yuanta.com.vn

**Lý Thị Hiền**  
研究分析主管  
+84 28 3622 6868 ext 3908  
hien.ly@yuanta.com.vn

**Quách Đức Khánh**  
研究分析副主管  
+84 28 3622 6868 ext 3833  
khanh.quach@yuanta.com.vn

**Khổng Hữu Hiệp**  
高級分析專員  
+84 28 3622 6868 ext 3912  
hiep.khong@yuanta.com.vn

**Nguyễn Trịnh Ngọc Hồng**  
高級分析專員  
+84 28 3622 6868 ext 3832  
hong.nguyen@yuanta.com.vn

**Phạm Tấn Phát**  
高級分析專員  
+84 28 3622 6868 ext 3880  
phat.pham@yuanta.com.vn

### 個人客戶業務部

**Phạm Đắc Thành**  
北部分行經理  
+84 28 3622 6868 ext 3416  
thanh.pham@yuanta.com.vn

**Võ Thị Thu Thủy**  
平陽分行經理  
+84 28 3622 6868 ext 3505  
thuy.vo@yuanta.com.vn

**Lương Kỳ Ty**  
堤岸分行經理  
+84 28 3622 6868 ext 3653  
ty.luong@yuanta.com.vn

**Bùi Quốc Phong**  
同奈分行經理  
+84 28 3622 6868 ext 3701  
phong.bui@yuanta.com.vn

**Võ Đình Tuấn**  
峴港分行經理  
+84 28 3622 6868 ext 3301  
tuan.vo@yuanta.com.vn

**Nguyễn Việt Quang**  
河內分行經理  
+84 28 3622 6868 ext 3404  
quang.nguyen@yuanta.com.vn

**Đinh Thị Thu Cúc**  
頭頓分行經理  
+84 28 3622 6868 ext 3203  
cuc.dinh@yuanta.com.vn

## Appendix A: Important Disclosures

### Analyst Certification

Each research analyst primarily responsible for the content of this research report, in whole or in part, certifies that with respect to each security or issuer that the analyst covered in this report: (1) all of the views expressed accurately reflect his or her personal views about those securities or issuers; and (2) no part of his or her compensation was, is, or will be, directly or indirectly, related to the specific recommendations or views expressed by that research analyst in the research report.

### Ratings Definitions

**BUY:** We have a positive outlook on the stock based on our expected absolute or relative return over the investment period. Our thesis is based on our analysis of the company's outlook, financial performance, catalysts, valuation and risk profile. We recommend investors add to their position.

**HOLD-Outperform:** In our view, the stock's fundamentals are relatively more attractive than peers at the current price. Our thesis is based on our analysis of the company's outlook, financial performance, catalysts, valuation and risk profile.

**HOLD-Underperform:** In our view, the stock's fundamentals are relatively less attractive than peers at the current price. Our thesis is based on our analysis of the company's outlook, financial performance, catalysts, valuation and risk profile.

**SELL:** We have a negative outlook on the stock based on our expected absolute or relative return over the investment period. Our thesis is based on our analysis of the company's outlook, financial performance, catalysts, valuation and risk profile. We recommend investors reduce their position.

**Under Review:** We actively follow the company, although our estimates, rating and target price are under review.

**Restricted:** The rating and target price have been suspended temporarily to comply with applicable regulations and/or Yuanta policies.

Note: Yuanta research coverage with a Target Price is based on an investment period of 12 months. Greater China Discovery Series coverage does not have a formal 12 month Target Price and the recommendation is based on an investment period specified by the analyst in the report.

### Global Disclaimer

© 2018 Yuanta. All rights reserved. The information in this report has been compiled from sources we believe to be reliable, but we do not hold ourselves responsible for its completeness or accuracy. It is not an offer to sell or solicitation of an offer to buy any securities. All opinions and estimates included in this report constitute our judgment as of this date and are subject to change without notice.

This report provides general information only. Neither the information nor any opinion expressed herein constitutes an offer or invitation to make an offer to buy or sell securities or other investments. This material is prepared for general circulation to clients and is not intended to provide tailored investment advice and does not take into account the individual financial situation and objectives of any specific person who may receive this report. Investors should seek financial advice regarding the appropriateness of investing in any securities, investments or investment strategies discussed or recommended in this report. The information contained in this report has been compiled from sources believed to be reliable but no representation or warranty, express or implied, is made as to its accuracy, completeness or correctness. This report is not (and should not be construed as) a solicitation to act as securities broker or dealer in any jurisdiction by any person or company that is not legally permitted to carry on such business in that jurisdiction.

Yuanta research is distributed in the United States only to Major U.S. Institutional Investors (as defined in Rule 15a-6 under the Securities Exchange Act of 1934, as amended and SEC staff interpretations thereof). All transactions by a US person in the securities mentioned in this report must be effected through a registered broker-dealer under Section 15 of the Securities Exchange Act of 1934, as amended. Yuanta research is distributed in Taiwan by Yuanta Securities Investment Consulting. Yuanta research is distributed in Hong Kong by Yuanta Securities (Hong Kong) Co. Limited, which is licensed in Hong Kong by the Securities and Futures Commission for regulated activities, including Type 4 regulated activity (advising on securities). In Hong Kong, this research report may not be redistributed, retransmitted or disclosed, in whole or in part or any form or manner, without the express written