

當日市場：市場延長上漲趨勢

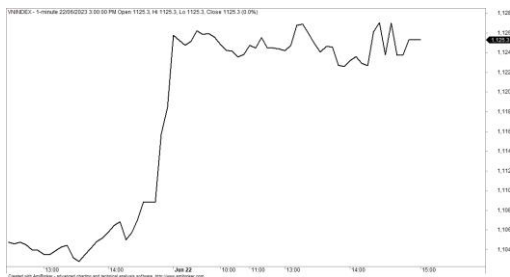
2023/06/23

市場走勢

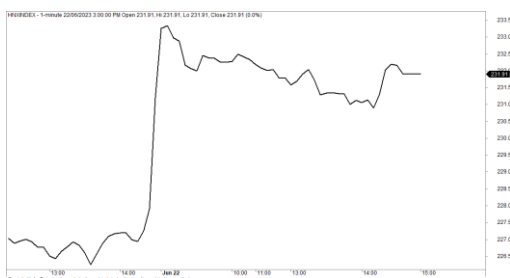
市場指數	VNI	HNI	UPCOM
收盤	1,125.30	231.91	85.50
%日	0.61%	0.06%	0.06%
%週	0.75%	1.04%	1.12%
%月	5.11%	7.42%	5.28%
%年	-3.76%	-13.91%	-0.15%
成交值(Bil.VND)			
當日	9,763	1,044	442
日均量/週	17,278	1,990	1,073
日均量/月	15,867	1,879	885
外資進出			
買進	1,221.45	40.38	2.32
賣出	1,629.50	17.73	37.91
買賣超	-408.05	22.65	-35.59
市場漲跌家數			
上漲	138	42	149
下跌	305	46	107
持平	56	73	84
市場指標			
P/E	13.25	18.12	13.32
總市值 (兆盾)	4,494	288	1,043
股息殖利率	2.62%	3.14%	6.73%

資料源: Bloomberg – YSVN

VNINDEX



HNIINDEX



市場走勢

市場在連續第三個交易日延續復甦走勢，VN-Index 收漲 0.61%，止於 1125.3 點，HNX-Index 和 Upcom-Index 同步分別上漲 0.06% 和 0.06%。3 大市場的交易額達到 18 兆 9,070 億越南盾。

當行業板塊上漲，並支撐指數時，市場仍維持上漲趨勢。具體而言，得益於 VCB、STB、BID 在當日優於銀行股。此外，VHM、MSN、VNM、HPG 等其他支柱股也在連續第二個交易日延續漲勢。另一方面，SAB、VPB、GAS、ACB、BCM、GVR 小幅調整。

由於 PNJ (2.3%)、DGC (3.6%)、VSC (6.7%)、DCM (4.1%)、DPM (3.5%) 等上漲，中型股強於大盤。

外資在整個市場賣超近 4,290 億越南盾，其中 VHM (5,750 億)、TPB (510 億)、VNM (400 億) 被拋售最多的股票。另一方面，HPG (1,200 億)、STB (1,060 億)、CTG (190 億) 在買超方面領先。

市場短期觀點

我們認為市場可能會調整，VN-Index 可能會在下一個交易日重新測試 1,118 點。同時，市場處於短期調整階段，因此現金流可能會在各類股票之間出現分化，尤其是中小型股可能吸引現金流流入。同時，大型股仍可能面臨調整壓力，並可能出現漲跌交替的走勢。此外，短期情緒指標小幅上漲，顯示投資者對當前市場走勢的悲觀情緒有所減輕。

大盤的短期走勢依然上漲，VNsmallcaps 的短期走勢也調整至上漲。因此，我們建議短期投資者可以考慮再次增加股票比例，尤其是投資者可以關注中小型股。

請在 <https://ysradar.yuanta.com.vn/> 查看有關股票的信號。

技術分析圖



指數技術分析圖 VN-Index



指數技術分析圖 HNX-Index

指數	短期趨勢	中期趨勢	阻力區 1	阻力區 2	支撐區 1	支撐區 2
VN-Index	上漲	上漲	1110	1130	870	800
HNX-Index	上漲	上漲	197	210	189	160
VN30	上漲	上漲	1120	1140	980	960
VNMidcaps	上漲	上漲	1,030	1200	963	900
VNSmallcaps	上漲	上漲	1000	1150	804	750

胡志明市交易所 (HSX)

	收盤	漲跌%
VNI	1125.3	0.61%
VN30	1117.6	0.50%
VN Mid	1494.86	1.00%
VN Small	1354.38	0.55%

河內交易所 (HSX)

	收盤	漲跌%
HNI	231.91	0.06%
HN30	444.28	0.38%
VNX AllSh	1098.79	0.65%

UPCOM 市場 (UPCoM)

	收盤	漲跌%
UPCoM	85.5	0.06%

外資交易	成交值 (Bil.VND)
買進	1221.45
賣出	1629.5
買超/賣超	-408.05

外資交易	成交值 (Bil.VND)
買進	40.38
賣出	17.73
買超/賣超	22.65

外資交易	成交值 (Bil.VND)
買進	2.32
賣出	37.91
買超/賣超	-35.59

上漲排名/ 股碼	漲跌(VND)	漲跌%
CSV	2250	6.89%
NBB	1000	6.73%
QCG	630	6.62%
DIG	1350	6.22%
DXS	450	5.14%

上漲排名/ 股碼	漲跌(VND)	漲跌%
LAS	500	4.55%
EVS	400	2.82%
L14	1000	2.19%
DHT	1200	2.01%
IDC	400	0.92%

上漲排名/ 股碼	漲跌(VND)	漲跌%
DGT	1068	13.52%
ABW	639	5.42%
PGB	1178	4.27%
DSC	895	4.09%
MSR	621	3.74%

下跌排名/ 股碼	漲跌(VND)	漲跌%
TVB	-150	-2.36%
RAL	-1700	-1.53%
BMP	-1300	-1.47%
DRH	-80	-1.19%
LCG	-150	-1.07%

下跌排名/ 股碼	漲跌(VND)	漲跌%
API	-400	-3.17%
DVM	-400	-2.63%
PLC	-500	-1.28%
BVS	-300	-1.21%
VC7	-200	-1.08%

下跌排名/ 股碼	漲跌(VND)	漲跌%
SII	-288	-1.38%
AMS	-77	-0.71%
SSH	-338	-0.52%
PBC	-36	-0.29%
VEA	-14	-0.04%

*備註: 市值>5,000 億盾; 成交值>15 億盾

市值排名/ 股碼	Bil.VND
BID	219,540
GAS	183,356
HPG	143,044
SAB	99,399
FPT	94,752

市值排名/ 股碼	Bil.VND
PVS	15,821
IDC	14,322
THD	13,930
BAB	11,835
PVI	11,478

市值排名/ 股碼	Bil.VND
ACV	168,842
BSR	54,163
MCH	52,129
VEA	50,645
SSH	24,486

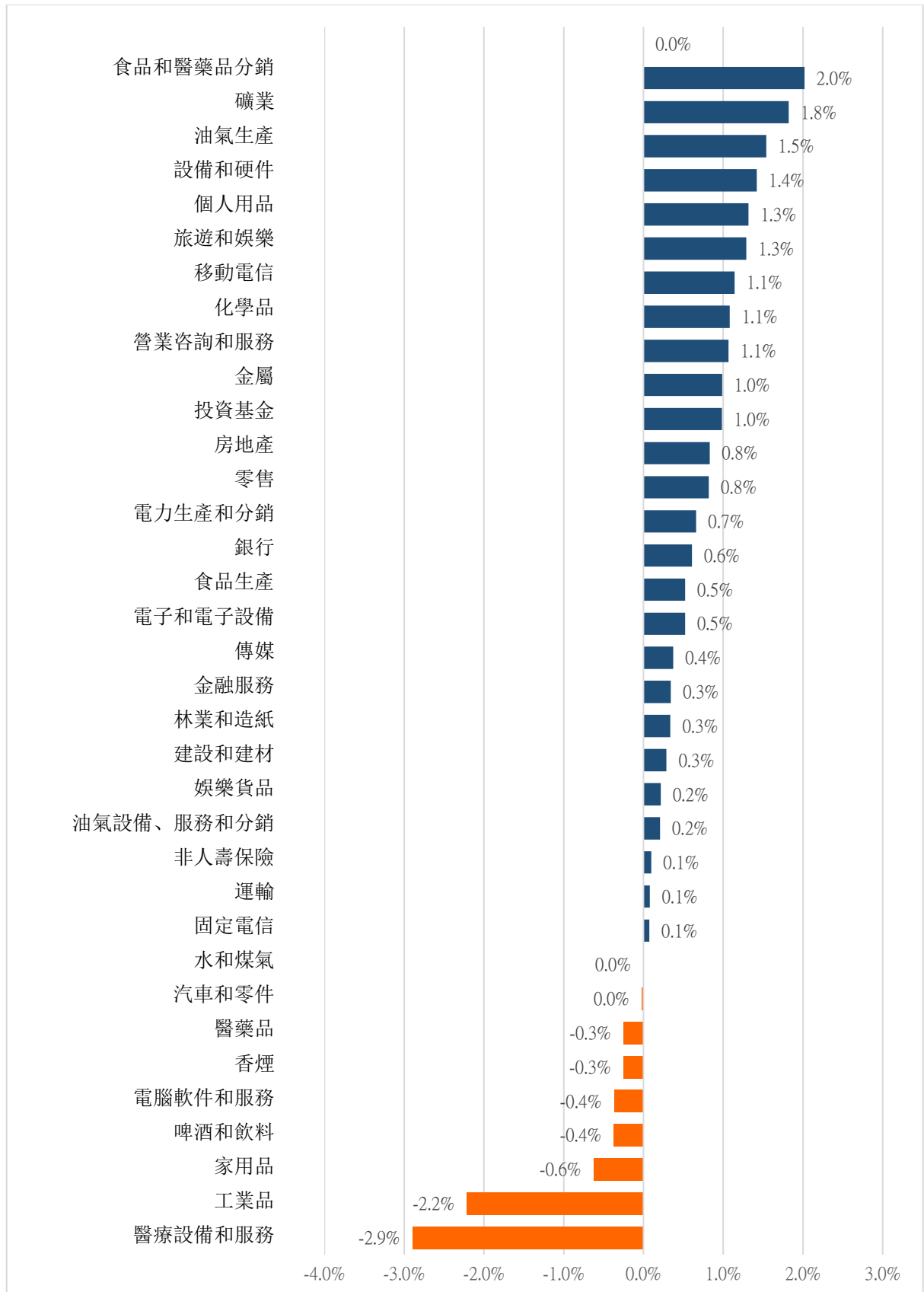
交易量排名/ 股碼	成交值	30 日均
DIG	47,760,100	21,412,729
VND	27,996,000	36,973,052
HPG	23,036,300	21,563,391
SHB	22,650,400	29,382,409
VIX	20,038,000	19,309,753

交易量排名/ 股碼	成交值	30 日均
SHS	24,384,281	23,153,838
PVS	7,929,557	7,886,507
HUT	5,355,761	3,200,232
IDC	3,742,165	3,472,413
AMV	3,656,830	3,001,385

交易量排 名/股碼	成交值	30 日均
BSR	15,419,443	9,186,580
SII	7,307,550	2,368
NAB	3,578,685	380,437
SBS	2,465,150	4,157,166
VHG	2,283,591	5,031,801

資料源: Bloomberg & Yunta Research

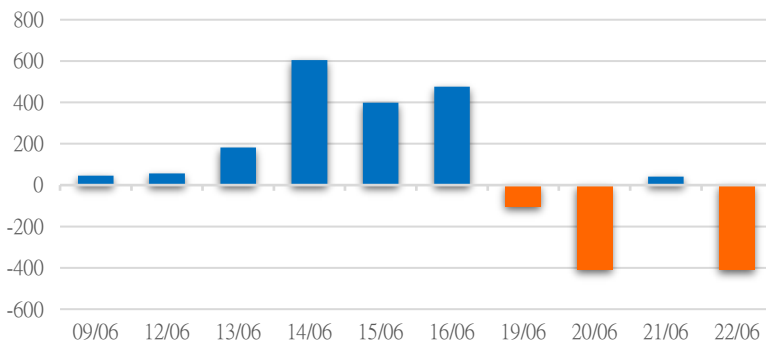
各行業板塊的交易走勢



資料源: FinPro – YSVN

外資買進賣統計

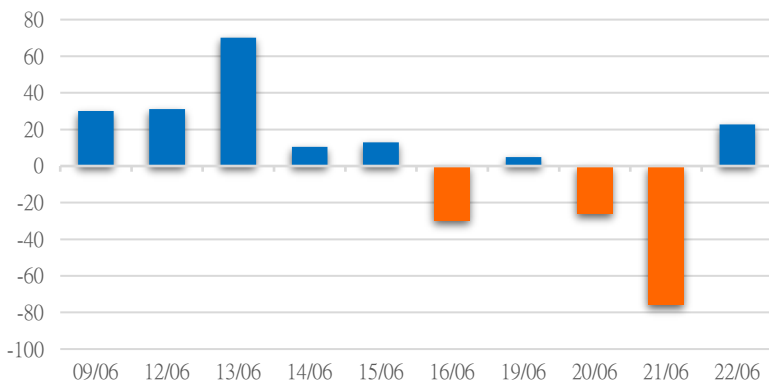
HSX 外資每日買/賣超



證券代碼	買超金額 (Mil.VND)	證券代碼	賣超金額 (Mil.VND)
HPG	120,607	NLG	37,057
SSI	16,495	GAS	30,003
DIG	14,651	BIC	21,125
HDB	13,597	SAB	14,562
PVD	13,312	VND	14,557

HSX 外資買/賣超的前 5 名

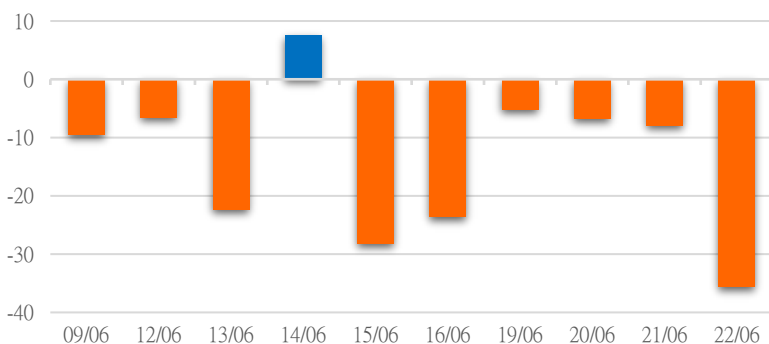
HNX 外資每日買/賣超



證券代碼	買超金額 (Mil.VND)	證券代碼	賣超金額 (Mil.VND)
SHS	14,021	IDC	5,203
PVS	5,259	THD	543
PVB	235	PVG	159
APS	177	HUT	131
NTP	165	PPP	119

HNX 外資買/賣超的前 5 名

UPCOM 外資每日買/賣超



證券代碼	買超金額 (Mil.VND)	證券代碼	賣超金額 (Mil.VND)
DNW	513	BSR	27,103
PHP	350	VTP	492
FOC	100	MCM	384
MCH	80	VGG	274
ABI	72	VEA	99

UPCOM 外資買/賣超的前 5 名

源: FiiPro - YSVN

自營統計

證券代碼	買超金額 (Mil.VND)	證券代碼	賣超金額 (Mil.VND)
BCM	23,465	STB	18,401
OCB	18,647	MWG	9,551
FUEVFNVD	13,971	FUESSVFL	8,841
CTG	8,297	HPG	8,628
PVD	7,611	TCB	8,389

HSX 自營交易最大前名

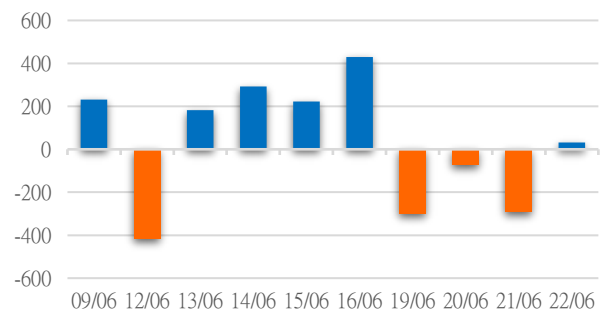
證券代碼	買超金額 (Mil.VND)	證券代碼	賣超金額 (Mil.VND)
PVS	5,630.00	SHS	1,393
		PLC	192.4
		TAR	1.6
		LIG	0.5
		QHD	0.2

HNX 自營交易最大前名

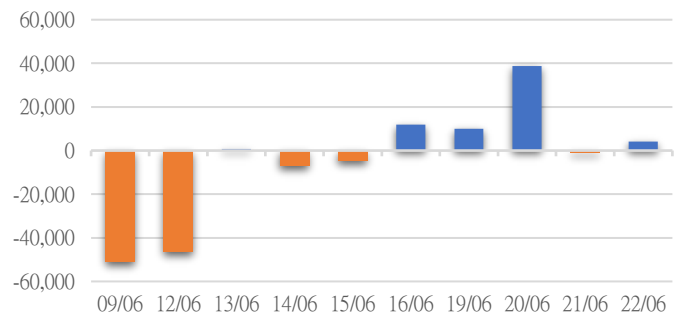
證券代碼	買超金額 (Mil.VND)	證券代碼	賣超金額 (Mil.VND)
VOC	38,994.91	BSR	895
QTP	8,883	VFC	0
		SHC	0.4
		PXT	0.4
		LCM	0.3

UPCoM 自營交易最大前名

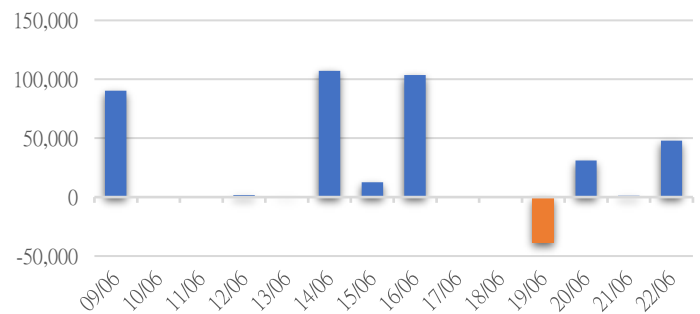
HSX 自營交易每日買/賣超 (Bil.VND)



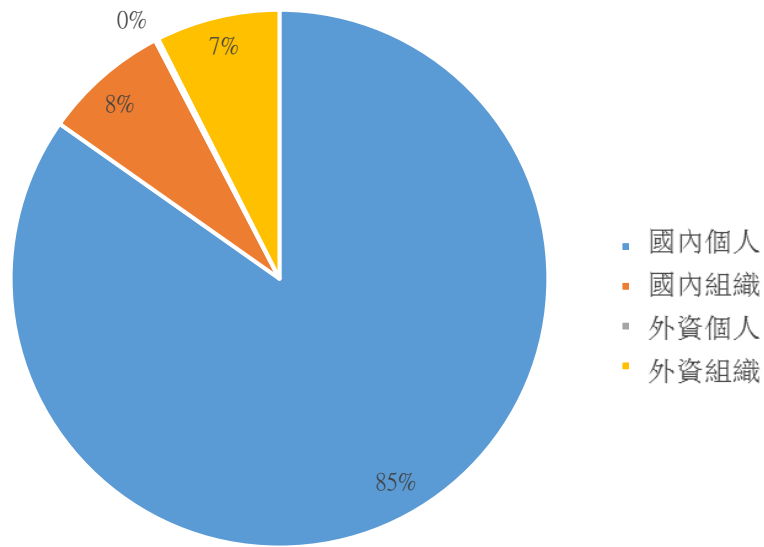
HNX 自營交易每日買/賣超 (Mil.VND)



UPCoM 自營交易每日買/賣超 (Mil.VND)

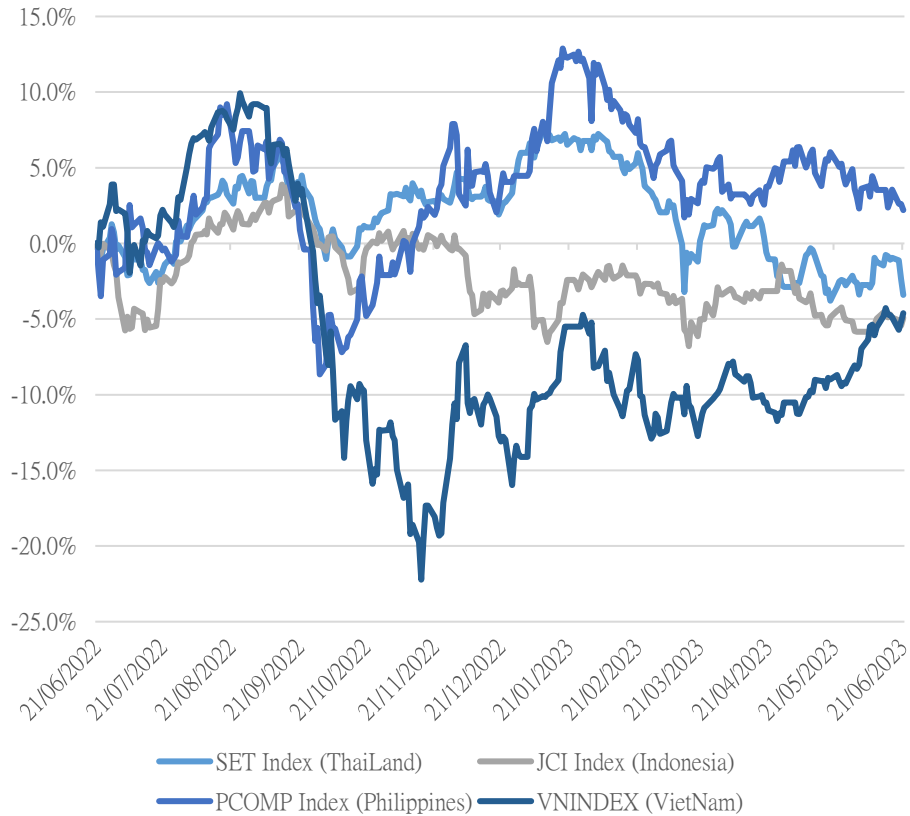


越南證券市場投資人類別統計



資料源: FiiPro – YSVN

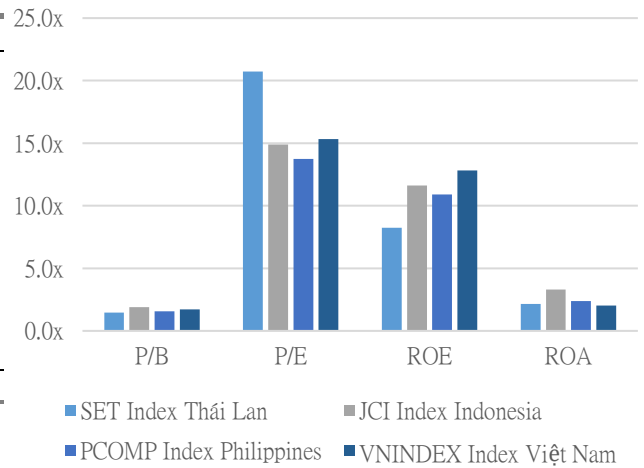
東南亞主要市場走勢比較



東南亞主要市場數據

		Thailand	Indonesia	Philippines	Vietnam
P/B		1.5x	1.9x	1.6x	1.7x
P/E		20.9x	14.8x	13.8x	15.2x
ROE	%	8.25	11.62	10.89	12.83
ROA	%	2.15	3.30	2.39	2.03
Vốn hóa	Tỷ USD	539.17	634.44	165.92	188.52
GTGD	Triệu USD	1.19	0.45	0.06	0.48
LS cổ tức	%	3.19	4.10	2.57	1.86

源: Bloomberg & YSVN



■ SET Index Thái Lan ■ JCI Index Indonesia
■ PCOMP Index Philippines ■ VNINDEX Index Việt Nam

元大證券（越南）公司**個人客戶分析部**

Nguyễn Thế Minh
研究分析經理
+84 28 3622 6868 ext 3826
minh.nguyen@yuanta.com.vn

Lý Thị Hiền
研究分析主管
+84 28 3622 6868 ext 3908
hien.ly@yuanta.com.vn

Quách Đức Khánh
研究分析副主管
+84 28 3622 6868 ext 3833
khanh.quach@yuanta.com.vn

Khổng Hữu Hiệp
高級分析專員
+84 28 3622 6868 ext 3912
hiiep.khong@yuanta.com.vn

Nguyễn Trịnh Ngọc Hồng
高級分析專員
+84 28 3622 6868 ext 3832
hong.nguyen@yuanta.com.vn

Phạm Tấn Phát
高級分析專員
+84 28 3622 6868 ext 3880
phat.pham@yuanta.com.vn

個人客戶業務部

Phạm Đắc Thành
北部分行經理
+84 28 3622 6868 ext 3416
thanh.pham@yuanta.com.vn

Võ Thị Thu Thủy
平陽分行經理
+84 28 3622 6868 ext 3505
thuy.vo@yuanta.com.vn

Lương Kỳ Ty
堤岸分行經理
+84 28 3622 6868 ext 3653
ty.luong@yuanta.com.vn

Bùi Quốc Phong
同奈分行經理
+84 28 3622 6868 ext 3701
phong.bui@yuanta.com.vn

Võ Đình Tuấn
峴港分行經理
+84 28 3622 6868 ext 3301
tuan.vo@yuanta.com.vn

Nguyễn Việt Quang
河內分行經理
+84 28 3622 6868 ext 3404
quang.nguyen@yuanta.com.vn

Đinh Thị Thu Cúc
頭頓分行經理
+84 28 3622 6868 ext 3203
cuc.dinh@yuanta.com.vn

Appendix A: Important Disclosures

Analyst Certification

Each research analyst primarily responsible for the content of this research report, in whole or in part, certifies that with respect to each security or issuer that the analyst covered in this report: (1) all of the views expressed accurately reflect his or her personal views about those securities or issuers; and (2) no part of his or her compensation was, is, or will be, directly or indirectly, related to the specific recommendations or views expressed by that research analyst in the research report.

Ratings Definitions

BUY: We have a positive outlook on the stock based on our expected absolute or relative return over the investment period. Our thesis is based on our analysis of the company's outlook, financial performance, catalysts, valuation and risk profile. We recommend investors add to their position.

HOLD-Outperform: In our view, the stock's fundamentals are relatively more attractive than peers at the current price. Our thesis is based on our analysis of the company's outlook, financial performance, catalysts, valuation and risk profile.

HOLD-Underperform: In our view, the stock's fundamentals are relatively less attractive than peers at the current price. Our thesis is based on our analysis of the company's outlook, financial performance, catalysts, valuation and risk profile.

SELL: We have a negative outlook on the stock based on our expected absolute or relative return over the investment period. Our thesis is based on our analysis of the company's outlook, financial performance, catalysts, valuation and risk profile. We recommend investors reduce their position.

Under Review: We actively follow the company, although our estimates, rating and target price are under review.

Restricted: The rating and target price have been suspended temporarily to comply with applicable regulations and/or Yuanta policies.

Note: Yuanta research coverage with a Target Price is based on an investment period of 12 months. Greater China Discovery Series coverage does not have a formal 12 month Target Price and the recommendation is based on an investment period specified by the analyst in the report.

Global Disclaimer

© 2018 Yuanta. All rights reserved. The information in this report has been compiled from sources we believe to be reliable, but we do not hold ourselves responsible for its completeness or accuracy. It is not an offer to sell or solicitation of an offer to buy any securities. All opinions and estimates included in this report constitute our judgment as of this date and are subject to change without notice.

This report provides general information only. Neither the information nor any opinion expressed herein constitutes an offer or invitation to make an offer to buy or sell securities or other investments. This material is prepared for general circulation to clients and is not intended to provide tailored investment advice and does not take into account the individual financial situation and objectives of any specific person who may receive this report. Investors should seek financial advice regarding the appropriateness of investing in any securities, investments or investment strategies discussed or recommended in this report. The information contained in this report has been compiled from sources believed to be reliable but no representation or warranty, express or implied, is made as to its accuracy, completeness or correctness. This report is not (and should not be construed as) a solicitation to act as securities broker or dealer in any jurisdiction by any person or company that is not legally permitted to carry on such business in that jurisdiction.

Yuanta research is distributed in the United States only to Major U.S. Institutional Investors (as defined in Rule 15a-6 under the Securities Exchange Act of 1934, as amended and SEC staff interpretations thereof). All transactions by a US person in the securities mentioned in this report must be effected through a registered broker-dealer under Section 15 of the Securities Exchange Act of 1934, as amended. Yuanta research is distributed in Taiwan by Yuanta Securities Investment Consulting. Yuanta research is distributed in Hong Kong by Yuanta Securities (Hong Kong) Co. Limited, which is licensed in Hong Kong by the Securities and Futures Commission for regulated activities, including Type 4 regulated activity (advising on securities). In Hong Kong, this research report may not be redistributed, retransmitted or disclosed, in whole or in part or any form or manner, without the express written