

當日市場：市場繼續分化

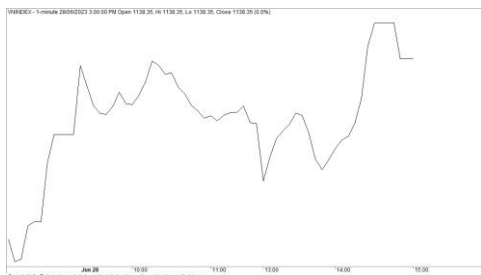
2023/06/29

市場走勢

市場指數	VNI	HNI	UPCOM
收盤	1,138.35	230.25	85.99
%日	0.35%	-0.25%	0.40%
%週	1.78%	-0.66%	0.63%
%月	7.01%	5.79%	6.71%
%年	-6.55%	-18.89%	-3.39%
成交值(Bil.VND)			
當日	9,763	1,044	442
日均量/週	17,932	1,891	989
日均量/月	16,962	1,960	932
外資進出			
買進	1,058.77	47.55	8.33
賣出	982.39	6.66	19.52
買賣超	76.37	40.90	-11.19
市場漲跌家數			
上漲	138	68	149
下跌	305	111	107
持平	56	73	84
市場指標			
P/E	13.44	18.10	13.45
總市值 (兆盾)	4,559	287	1,055
股息殖利率	2.80%	3.04%	6.73%

資料源: Bloomberg – YSVN

VNINDEX



HNIINDEX



市場走勢

市場的指數處於分化的走勢，VN-Index 收盤上漲 0.35%，止於 1138.35 點，HNX-Index 反轉下跌 0.25%，則也是該指數在連續第二個交易日下跌。Upcom-Index 上漲 0.4%。3 大市場的交易額達到 16 兆 9,090 億越南盾。

VN30-Index 收盤上漲 0.59%，其中有 16 檔上漲股和 13 檔下跌股。HPG (3.1%) 繼續在連續第二個交易日大幅上漲。此外，銀行股較為活躍，如 MBB、BID、CTG、STB、TCB 均上漲超過 1%。另一方面，GVR (-1.5%)、KBC (-2.3%)、BCM (-1.2) 在指數藍中下跌。

NVL (4%) 在成功延期 2 個即將發行的債券後繼續大幅上漲。此外，HBC 在公司成功召開股東大會後漲停，並繼續受到關注。

外資在整個市場反轉買超近 1,060 億越南盾，其中 HPG (2,420 億)、SHS (410 億)、VHM (180 億) 在買超方面領先。另一方面，STB (710 億)、NLG (400 億)、KBC (400 億) 被拋售最多的股票。

市場短期觀點

我們認為市場可能會繼續上漲，VN-Index 可能會在下個交易日測試 1,145 點。同時，我們對短期風險的評估仍處於高位，因此市場可能會繼續在盤中出現強勁震盪的階段，尤其是中小型股仍持續走弱。與此同時，大型股仍然領漲，但我們關注到，這是 2023 年第二季度資產淨值的最後一周，因此市場的上漲動力仍主要來自大型股。

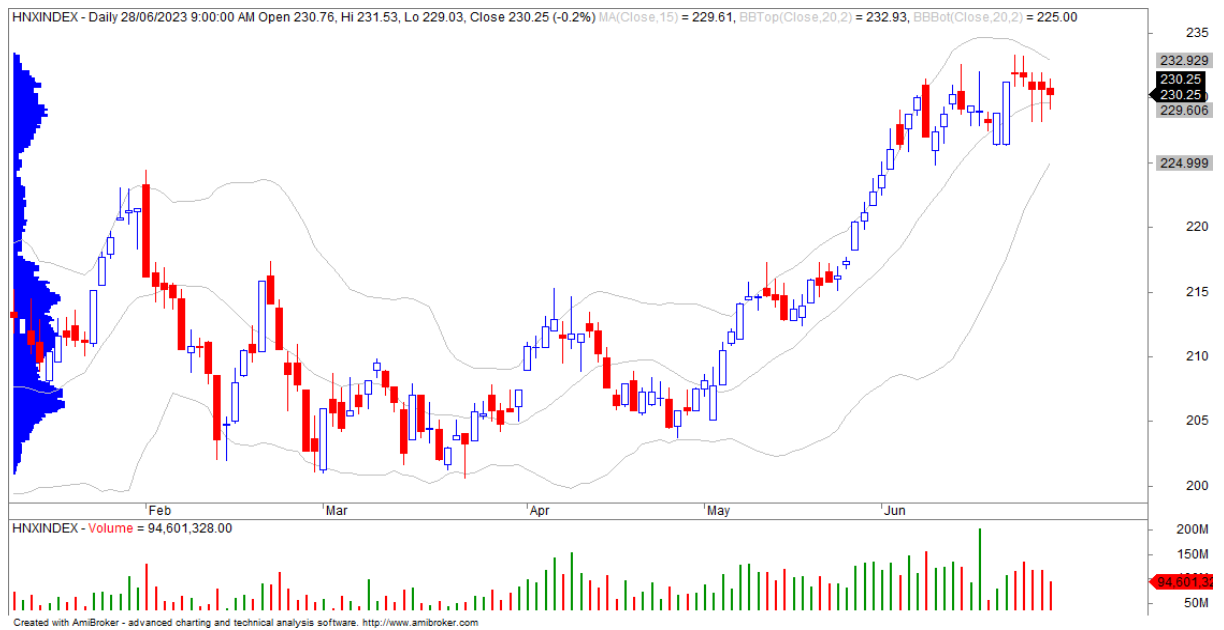
大盤的短期走勢依然上漲。因此，我們建議短期投資者可以繼續持有高比例的股票，並限制買進新股。

請在 <https://ysradar.yuanta.com.vn/> 查看有關股票的信號。

技術分析圖



指數技術分析圖 VN-Index



指數技術分析圖 HNX-Index

指數	短期趨勢	中期趨勢	阻力區 1	阻力區 2	支撐區 1	支撐區 2
VN-Index	上漲	上漲	1110	1130	870	800
HNX-Index	上漲	上漲	197	210	189	160
VN30	上漲	上漲	1120	1140	980	960
VNMidcaps	上漲	上漲	1,030	1200	963	900
VNSmallcaps	上漲	上漲	1000	1150	804	750

胡志明市交易所 (HSX)

	收盤	漲跌%
VNI	1138.35	0.35%
VN30	1141.12	0.59%
VN Mid	1497.4	0.01%
VN Small	1349.7	-0.29%

河內交易所 (HSX)

	收盤	漲跌%
HNI	230.25	-0.25%
HN30	436.76	-0.78%
VNX AllSh	1113.73	0.36%

UPCOM 市場 (UPCoM)

	收盤	漲跌%
UPCoM	85.99	0.40%

外資交易	成交值 (Bil.VND)
買進	1058.77
賣出	982.39
買超/賣超	76.37

外資交易	成交值 (Bil.VND)
買進	47.55
賣出	6.66
買超/賣超	40.90

外資交易	成交值 (Bil.VND)
買進	8.33
賣出	19.52
買超/賣超	-11.19

上漲排名/ 股碼	漲跌(VND)	漲跌%
BFC	1200	6.98%
HBC	640	6.77%
TMS	2400	4.48%
NVL	600	4.00%
HAX	600	3.86%

上漲排名/ 股碼	漲跌(VND)	漲跌%
VIF	1400	9.93%
GKM	3900	9.80%
VIT	1500	9.68%
DNP	1700	6.07%
KSF	1600	4.05%

上漲排名/ 股碼	漲跌(VND)	漲跌%
MSR	747	4.45%
DDV	423	4.23%
AAS	442	3.75%
PBC	446	3.57%
TID	668	2.52%

下跌排名/ 股碼	漲跌(VND)	漲跌%
EVG	-350	-5.29%
TDP	-1600	-4.97%
TCD	-400	-4.17%
ST8	-850	-3.29%
PSH	-450	-3.28%

下跌排名/ 股碼	漲跌(VND)	漲跌%
API	-1000	-9.71%
APS	-1100	-9.40%
IDJ	-1000	-9.26%
DL1	-200	-3.77%
VC2	-500	-3.55%

下跌排名/ 股碼	漲跌(VND)	漲跌%
DGT	-312	-3.59%
SIP	-3764	-3.40%
PXL	-284	-2.96%
VHG	-64	-1.88%
BMS	-167	-1.82%

*備註: 市值>5,000 億盾; 成交值>15 億盾

市值排名/ 股碼	Bil.VND
VCB	473,252
VHM	243,409
BID	224,093
VIC	199,850
GAS	184,313

市值排名/ 股碼	Bil.VND
PVS	15,677
IDC	14,487
THD	13,860
KSF	11,850
BAB	11,751

市值排名/ 股碼	Bil.VND
ACV	168,823
VGI	75,121
BSR	54,426
MCH	51,975
VEA	50,470

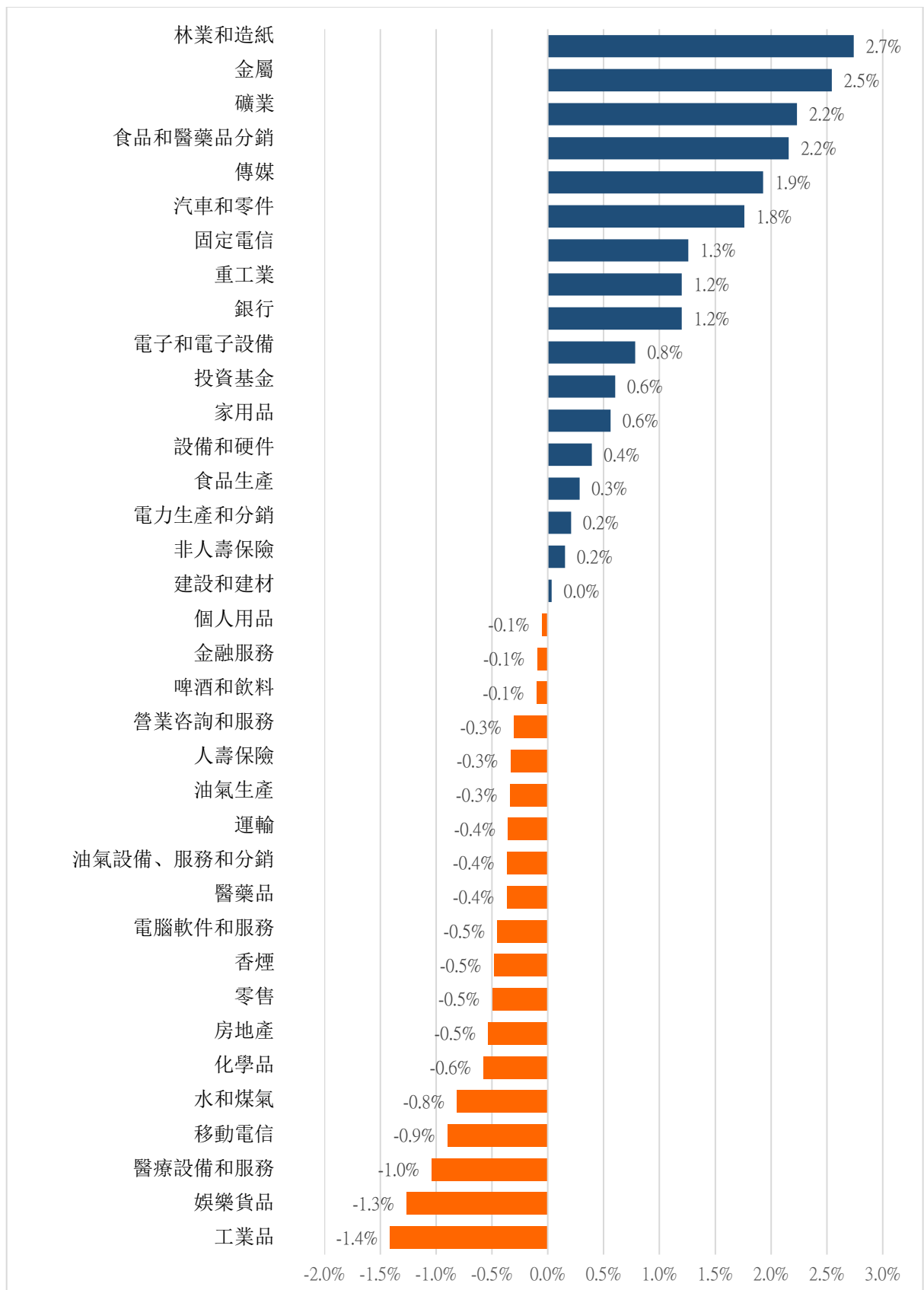
交易量排名/ 股碼	成交值	30 日均
NVL	73,985,100	35,487,036
HPG	32,468,901	23,200,219
VND	28,926,500	36,627,075
DIG	26,755,274	23,600,462
MBB	22,470,400	11,895,704

交易量排名/ 股碼	成交值	30 日均
SHS	22,813,868	24,976,934
HUT	8,427,615	3,575,593
PVS	6,585,319	7,918,154
VIF	5,033,600	245
CEO	4,347,803	7,733,165

交易量排 名/股碼	成交值	30 日均
NAB	21,211,073	379,687
BSR	6,517,794	9,526,860
DDV	4,300,476	1,323,303
C4G	2,745,682	3,350,764
SBS	2,042,771	4,017,823

資料源: Bloomberg & Yunta Research

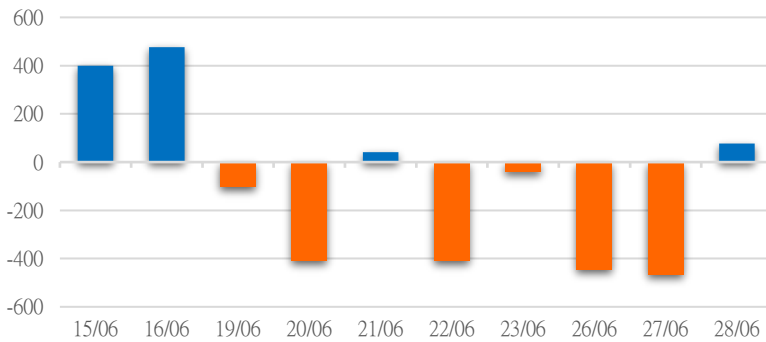
各行業板塊的交易走勢



資料源.: FinPro – YSVN

外資買進賣統計

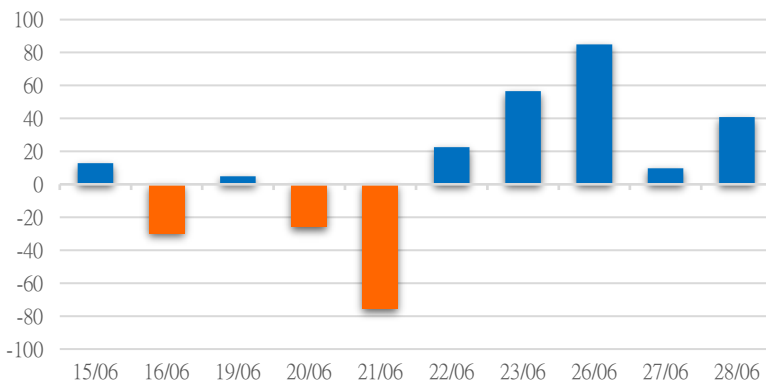
HSX 外資每日買/賣超



證券代碼	買超金額 (Mil.VND)	證券代碼	賣超金額 (Mil.VND)
HPG	241,734	STB	71,165
VHM	17,886	NLG	40,357
DGW	13,776	KBC	39,968
CTG	12,772	BID	31,891
FRT	11,825	VRE	20,977

HSX 外資買/賣超的前 5 名

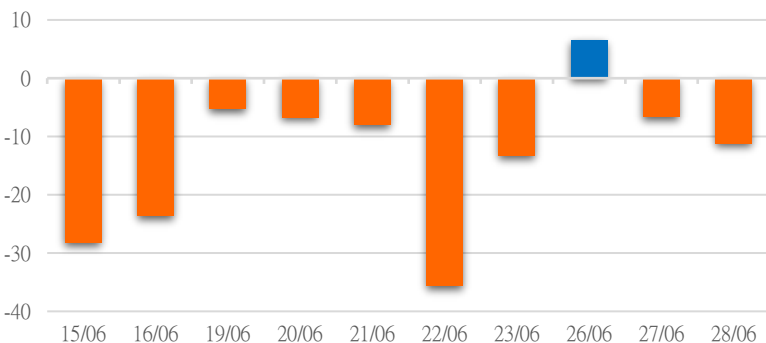
HNX 外資每日買/賣超



證券代碼	買超金額 (Mil.VND)	證券代碼	賣超金額 (Mil.VND)
SHS	40,151	PVS	1,961
VCS	2,588	BVS	997
TNG	2,227	NVB	740
IDC	574	DP3	627
PVI	510	INN	347

HNX 外資買/賣超的前 5 名

UPCOM 外資每日買/賣超



證券代碼	買超金額 (Mil.VND)	證券代碼	賣超金額 (Mil.VND)
LTG	2,794	QNS	9,804
SIP	899	ACV	4,081
VLC	349	HNI	582
VGG	249	VEA	396
PHP	144	MCM	393

UPCOM 外資買/賣超的前 5 名

源: FiiPro - YSVN

自營統計

證券代碼	買超金額 (Mil.VND)	證券代碼	賣超金額 (Mil.VND)
EIB	115,853	STB	101,732
E1VFN30	49,596	FUEKIVFS	45,485
IJC	31,499	BID	35,505
HCM	21,105	VSC	17,752
BCM	19,651	FPT	9,257

HSX 自營交易最大前名

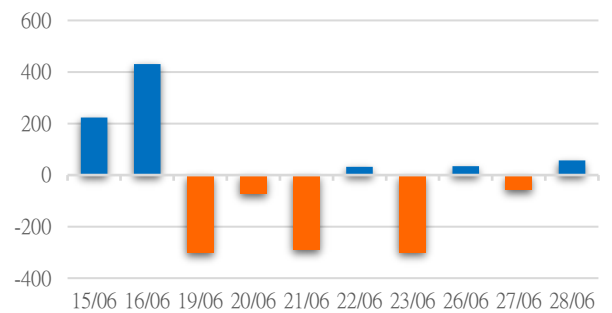
證券代碼	買超金額 (Mil.VND)	證券代碼	賣超金額 (Mil.VND)
VIF	77,070.62	IDC	3
SHS	39,898.49	VC2	2.3
EID	18,250.00	TNG	1.1
VCS	67.65	IPA	0.9
		S99	0.5

HNX 自營交易最大前名

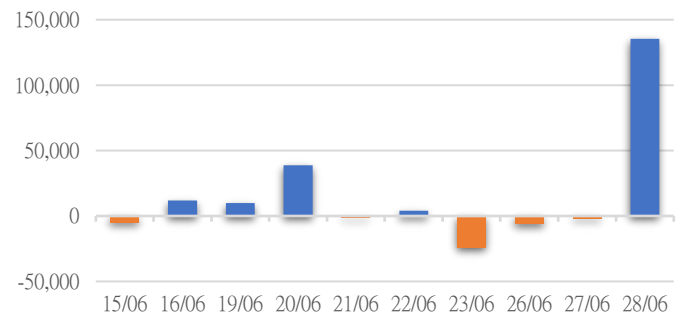
證券代碼	買超金額 (Mil.VND)	證券代碼	賣超金額 (Mil.VND)
		NAB	236,743
		IFS	94
		PGB	2.6
		G36	0.6
		HTG	0.1

UPCoM 自營交易最大前名

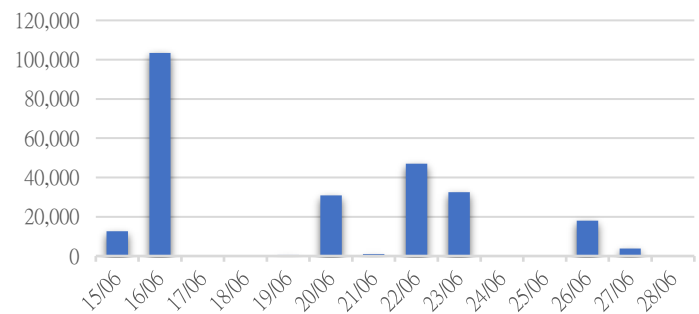
HSX 自營交易每日買/賣超 (Bil.VND)



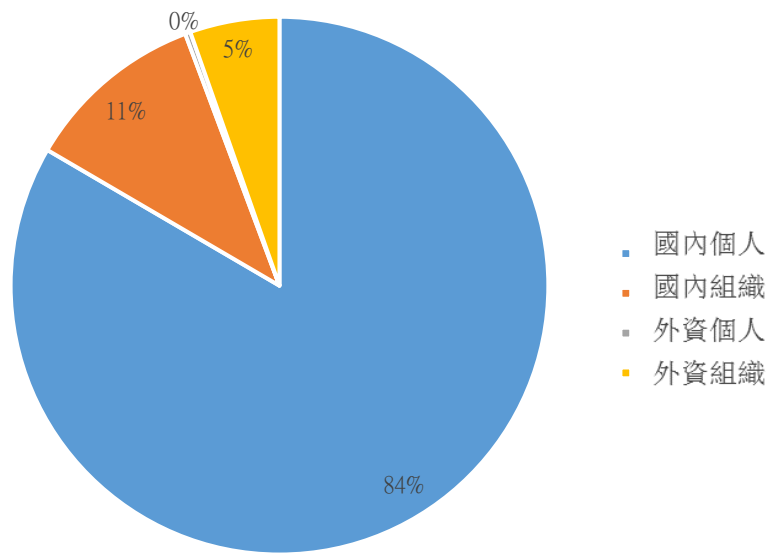
HNX 自營交易每日買/賣超 (Mil.VND)



UPCoM 自營交易每日買/賣超 (Mil.VND)

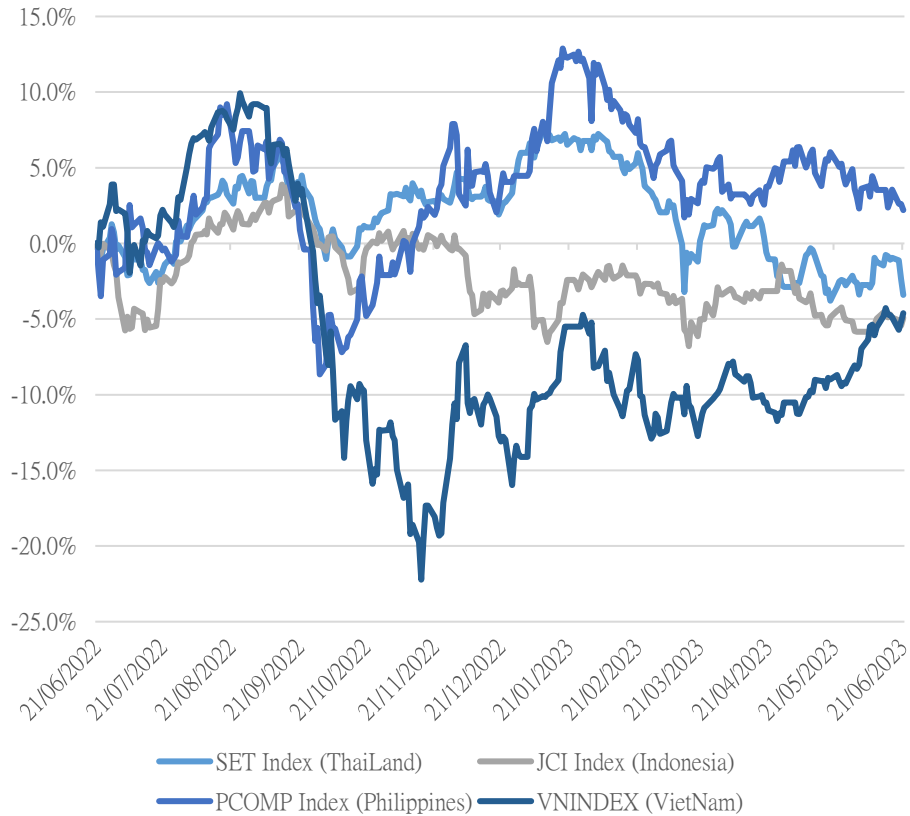


越南證券市場投資人類別統計



資料源: FiinPro – YSVN

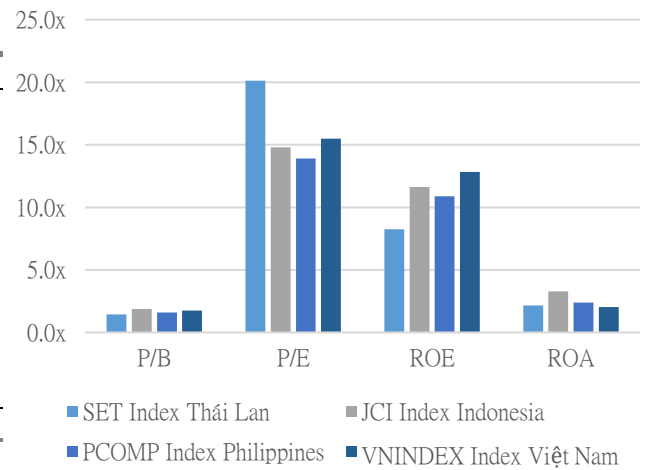
東南亞主要市場走勢比較



東南亞主要市場數據

		Thailand	Indonesia	Philippines	Vietnam
P/B		1.5x	1.9x	1.6x	1.7x
P/E		20.5x	14.7x	13.7x	15.4x
ROE	%	8.25	11.62	10.89	12.82
ROA	%	2.15	3.30	2.39	2.03
Vốn hóa	Tỷ USD	522.64	630.58	164.41	191.50
GTGD	Triệu USD	0.86	0.47	0.05	0.70
LS cổ tức	%	3.25	4.13	2.53	1.82

源: Bloomberg & YSVN



■ SET Index Thái Lan ■ JCI Index Indonesia
■ PCOMP Index Philippines ■ VNINDEX Index Việt Nam

元大證券（越南）公司

個人客戶分析部

Nguyễn Thế Minh
研究分析經理
+84 28 3622 6868 ext 3826
minh.nguyen@yuanta.com.vn

Lý Thị Hiền
研究分析主管
+84 28 3622 6868 ext 3908
hien.ly@yuanta.com.vn

Quách Đức Khánh
研究分析副主管
+84 28 3622 6868 ext 3833
khanh.quach@yuanta.com.vn

Khổng Hữu Hiệp
高級分析專員
+84 28 3622 6868 ext 3912
hiiep.khong@yuanta.com.vn

Nguyễn Trịnh Ngọc Hồng
高級分析專員
+84 28 3622 6868 ext 3832
hong.nguyen@yuanta.com.vn

Phạm Tấn Phát
高級分析專員
+84 28 3622 6868 ext 3880
phat.pham@yuanta.com.vn

個人客戶業務部

Phạm Đắc Thành
北部分行經理
+84 28 3622 6868 ext 3416
thanh.pham@yuanta.com.vn

Võ Thị Thu Thủy
平陽分行經理
+84 28 3622 6868 ext 3505
thuy.vo@yuanta.com.vn

Lương Kỳ Ty
堤岸分行經理
+84 28 3622 6868 ext 3653
ty.luong@yuanta.com.vn

Bùi Quốc Phong
同奈分行經理
+84 28 3622 6868 ext 3701
phong.bui@yuanta.com.vn

Võ Đình Tuấn
峴港分行經理
+84 28 3622 6868 ext 3301
tuan.vo@yuanta.com.vn

Nguyễn Việt Quang
河內分行經理
+84 28 3622 6868 ext 3404
quang.nguyen@yuanta.com.vn

Đinh Thị Thu Cúc
頭頓分行經理
+84 28 3622 6868 ext 3203
cuc.dinh@yuanta.com.vn

Appendix A: Important Disclosures

Analyst Certification

Each research analyst primarily responsible for the content of this research report, in whole or in part, certifies that with respect to each security or issuer that the analyst covered in this report: (1) all of the views expressed accurately reflect his or her personal views about those securities or issuers; and (2) no part of his or her compensation was, is, or will be, directly or indirectly, related to the specific recommendations or views expressed by that research analyst in the research report.

Ratings Definitions

BUY: We have a positive outlook on the stock based on our expected absolute or relative return over the investment period. Our thesis is based on our analysis of the company's outlook, financial performance, catalysts, valuation and risk profile. We recommend investors add to their position.

HOLD-Outperform: In our view, the stock's fundamentals are relatively more attractive than peers at the current price. Our thesis is based on our analysis of the company's outlook, financial performance, catalysts, valuation and risk profile.

HOLD-Underperform: In our view, the stock's fundamentals are relatively less attractive than peers at the current price. Our thesis is based on our analysis of the company's outlook, financial performance, catalysts, valuation and risk profile.

SELL: We have a negative outlook on the stock based on our expected absolute or relative return over the investment period. Our thesis is based on our analysis of the company's outlook, financial performance, catalysts, valuation and risk profile. We recommend investors reduce their position.

Under Review: We actively follow the company, although our estimates, rating and target price are under review.

Restricted: The rating and target price have been suspended temporarily to comply with applicable regulations and/or Yuanta policies.

Note: Yuanta research coverage with a Target Price is based on an investment period of 12 months. Greater China Discovery Series coverage does not have a formal 12 month Target Price and the recommendation is based on an investment period specified by the analyst in the report.

Global Disclaimer

© 2018 Yuanta. All rights reserved. The information in this report has been compiled from sources we believe to be reliable, but we do not hold ourselves responsible for its completeness or accuracy. It is not an offer to sell or solicitation of an offer to buy any securities. All opinions and estimates included in this report constitute our judgment as of this date and are subject to change without notice.

This report provides general information only. Neither the information nor any opinion expressed herein constitutes an offer or invitation to make an offer to buy or sell securities or other investments. This material is prepared for general circulation to clients and is not intended to provide tailored investment advice and does not take into account the individual financial situation and objectives of any specific person who may receive this report. Investors should seek financial advice regarding the appropriateness of investing in any securities, investments or investment strategies discussed or recommended in this report. The information contained in this report has been compiled from sources believed to be reliable but no representation or warranty, express or implied, is made as to its accuracy, completeness or correctness. This report is not (and should not be construed as) a solicitation to act as securities broker or dealer in any jurisdiction by any person or company that is not legally permitted to carry on such business in that jurisdiction.

Yuanta research is distributed in the United States only to Major U.S. Institutional Investors (as defined in Rule 15a-6 under the Securities Exchange Act of 1934, as amended and SEC staff interpretations thereof). All transactions by a US person in the securities mentioned in this report must be effected through a registered broker-dealer under Section 15 of the Securities Exchange Act of 1934, as amended. Yuanta research is distributed in Taiwan by Yuanta Securities Investment Consulting. Yuanta research is distributed in Hong Kong by Yuanta Securities (Hong Kong) Co. Limited, which is licensed in Hong Kong by the Securities and Futures Commission for regulated activities, including Type 4 regulated activity (advising on securities). In Hong Kong, this research report may not be redistributed, retransmitted or disclosed, in whole or in part or any form or manner, without the express written