

當日市場：VN-Index 在連續第 8 個交易日上漲

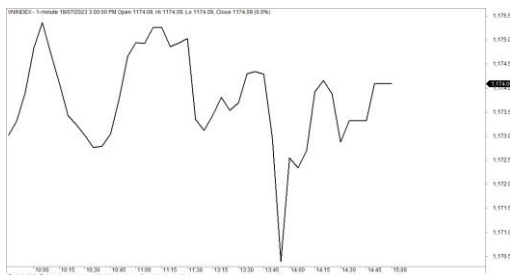
2023/07/19

市場走勢

市場指數	VNI	HNI	UPCOM
收盤	1,174.09	230.96	87.02
%日	0.08%	0.00%	0.24%
%週	1.94%	0.76%	1.40%
%月	5.28%	1.10%	2.84%
%年	-0.20%	-18.86%	-0.50%
<b>成交值(Bil.VND)</b>			
當日	9,763	1,044	442
日均量/週	17,903	2,047	1,053
日均量/月	16,799	1,837	1,084
<b>外資進出</b>			
買進	1,490.12	54.85	16.48
賣出	1,093.00	9.10	22.57
買賣超	397.12	45.75	-6.09
<b>市場漲跌家數</b>			
上漲	138	85	149
下跌	305	104	107
持平	56	73	84
<b>市場指標</b>			
P/E	13.88	18.93	13.88
總市值 (兆盾)	4,711	289	1,080
股息殖利率	5.21%	2.92%	6.05%

資料源: Bloomberg – YSVN

VNINDEX



HNIINDEX



市場走勢

VN-Index 延續漲勢，並在連續第 8 個交易日上漲 0.08%，止於 1174.09 點，HNX-Index 和 Upcom-Index 同步上漲，但漲幅不大。3 大市場的交易額達到 16 兆 9,660 億越南盾。

儘管上漲，但跌幅占主導地位，大型股再次分化，VN30-Index 收盤上漲 0.19%。銀行股表現良好，如 BID、TCB、STB、VPB、TPB、SHB 上漲 1-4%，而 VCB 小幅下跌。此外，NVL (-2%)、PDR (-1.3%)、MWG (-1.2%)、PLX (-1%) 收跌。

HDC、NLG、POM、IMP、DHG 等近期有現金流流入的股票在當日繼續處於良好的走勢。

外資在整個市場在連續第 2 個交易日繼續買超 4,330 億越南盾，其中 VNM (1,760 億)、VHM (730 億)、HCM (430 億) 在買超方面領先。另一方面，VPB (620 億)、TPB (500 億)、DGC (400 億) 被拋售最多的股票。

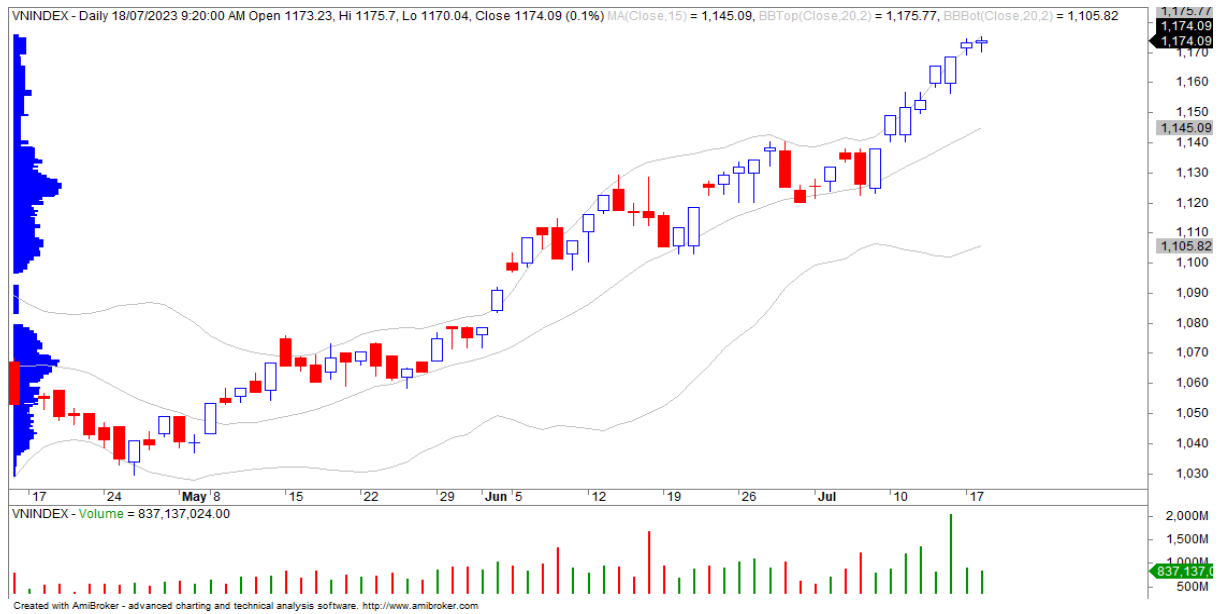
市場短期觀點

我們認為市場可能會在下一個交易日繼續上漲，VN-Index 可能在接下來的幾個交易日上漲至 1,190 – 1,200 點的阻力位。同時，房地產股可能會在短期內領漲，但現金流有所走弱，這顯示現金流主要集中在少數股票板塊中，市場的寬度不再像前期市場上漲至強勁阻力位附近時那樣活躍。不過，投資者對當前市場走勢仍持樂觀態度。

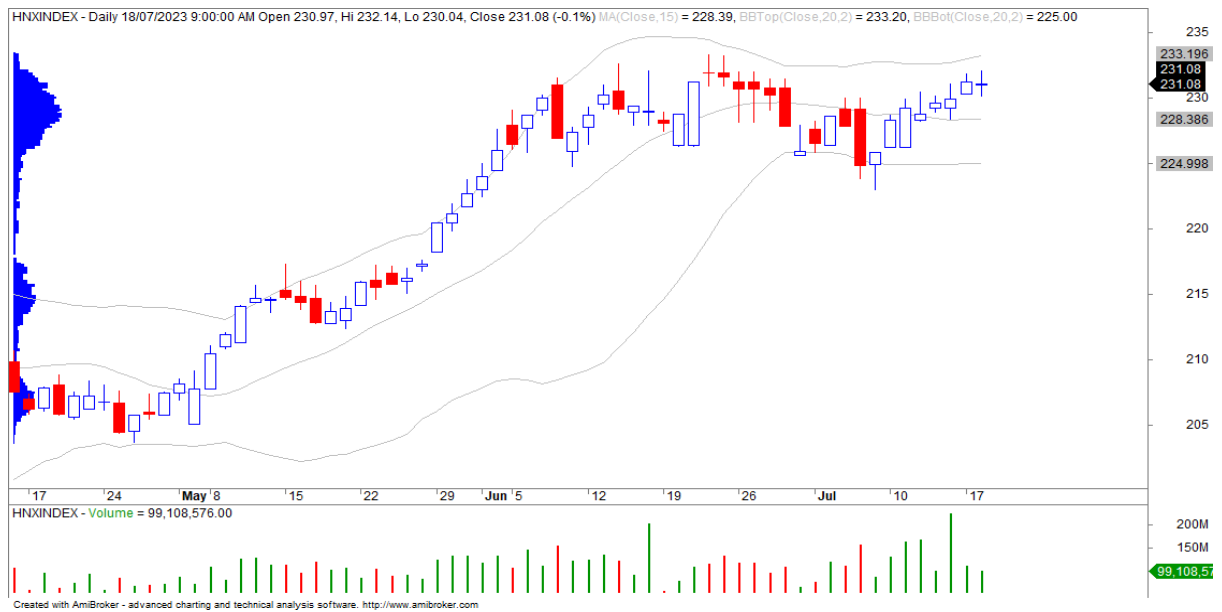
大盤的短期走勢依然上漲。因此，我們建議短期投資者可以繼續持有當前投資組合，並可以考慮以低比例的股票買進新股。

請在 <https://ysradar.yuanta.com.vn/> 查看有關股票的信號。

技術分析圖



指數技術分析圖 VN-Index



指數技術分析圖 HNX-Index

指數	短期趨勢	中期趨勢	阻力區 1	阻力區 2	支撐區 1	支撐區 2
VN-Index	上漲	上漲	1110	1130	870	800
HNX-Index	上漲	上漲	197	210	189	160
VN30	上漲	上漲	1120	1140	980	960
VNMidcaps	上漲	上漲	1,030	1200	963	900
VNSmallcaps	上漲	上漲	1000	1150	804	750

**胡志明市交易所 (HSX)**

	收盤	漲跌%
VNI	1174.09	0.08%
VN30	1166.82	0.19%
VN Mid	1573.58	0.27%
VN Small	1388.53	-0.35%

**河內交易所 (HSX)**

	收盤	漲跌%
HNI	230.96	0.00%
HN30	448.13	-0.67%
VNX AllSh	1148.58	0.18%

**UPCOM 市場 (UPCoM)**

	收盤	漲跌%
UPCoM	87.02	0.24%

外資交易	成交值 (Bil.VND)
買進	1490.12
賣出	1093
買超/賣超	397.12

外資交易	成交值 (Bil.VND)
買進	54.85
賣出	9.10
買超/賣超	45.75

外資交易	成交值 (Bil.VND)
買進	16.48
賣出	22.57
買超/賣超	-6.09

上漲排名/ 股碼	漲跌(VND)	漲跌%
POM	550	6.96%
APG	550	6.94%
IMP	4300	6.88%
HDC	2350	6.86%
TNC	4000	6.67%

上漲排名/ 股碼	漲跌(VND)	漲跌%
IVS	1000	9.52%
IDJ	300	5.36%
LAS	600	4.84%
L18	1500	4.11%
PVI	1900	3.81%

上漲排名/ 股碼	漲跌(VND)	漲跌%
MVC	1048	13.97%
BMS	783	7.32%
G36	480	4.80%
ABI	1767	4.66%
ABW	333	2.87%

下跌排名/ 股碼	漲跌(VND)	漲跌%
RAL	-6800	-5.87%
DC4	-400	-3.70%
EVG	-230	-3.43%
DRH	-230	-3.13%
SMC	-450	-3.07%

下跌排名/ 股碼	漲跌(VND)	漲跌%
GKM	-3000	-7.69%
LIG	-200	-3.51%
NRC	-200	-2.99%
TIG	-300	-2.48%
CEO	-500	-2.39%

下跌排名/ 股碼	漲跌(VND)	漲跌%
SKV	-1493	-4.33%
DSC	-909	-3.58%
TCI	-319	-2.85%
DGT	-166	-1.98%
SBS	-158	-1.90%

\*備註: 市值>5,000 億盾; 成交值>15 億盾

市值排名/ 股碼	Bil.VND
VCB	495,968
VHM	256,908
BID	233,704
VIC	201,757
GAS	189,481

市值排名/ 股碼	Bil.VND
PVS	16,633
IDC	14,520
THD	13,860
KSF	11,970
SHS	11,953

市值排名/ 股碼	Bil.VND
ACV	177,132
VGI	79,927
MCH	57,198
BSR	56,311
VEA	49,681

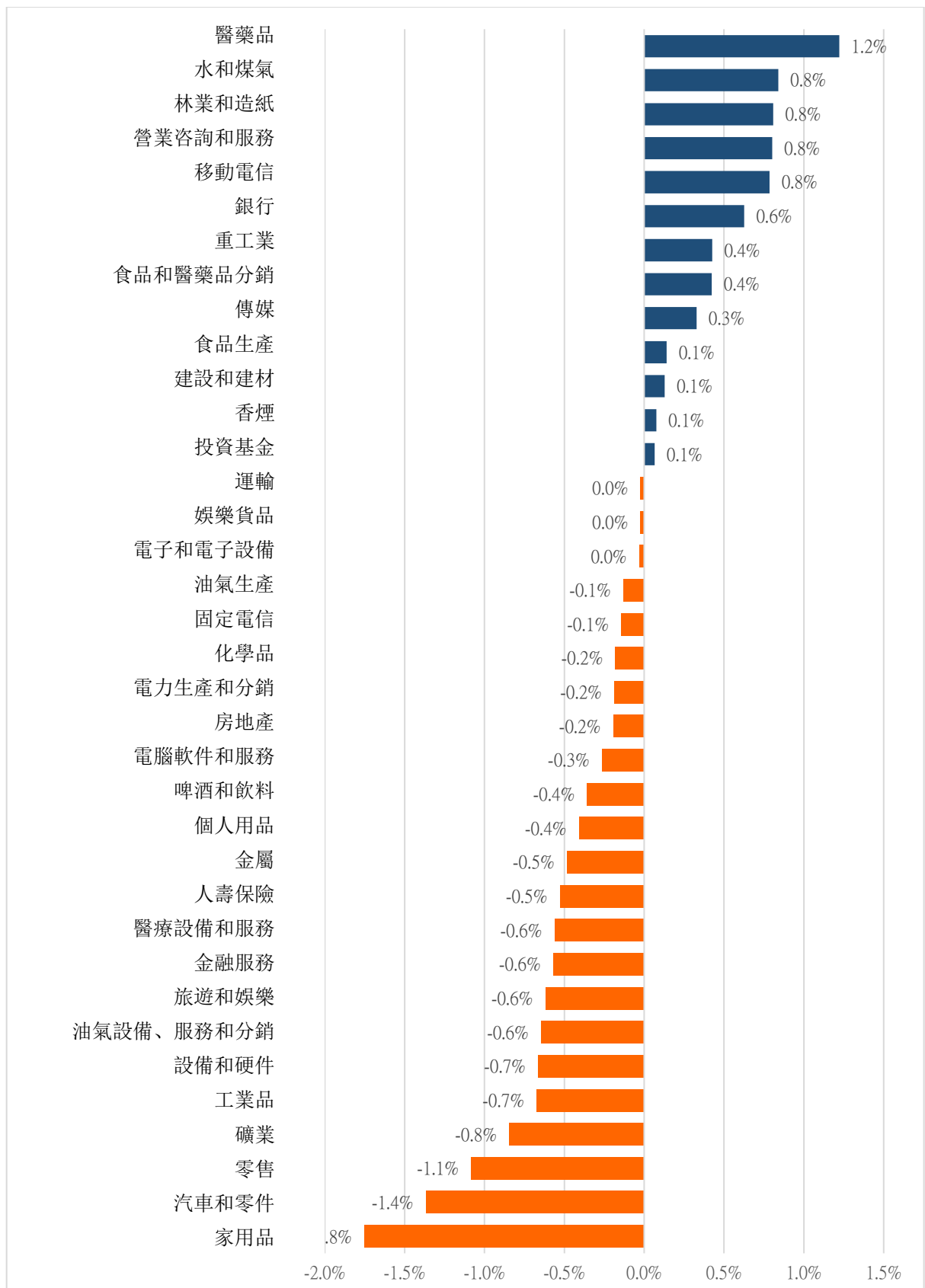
交易量排名/ 股碼	成交值	30 日均
VPB	44,448,003	16,523,509
DIG	32,317,000	23,583,339
NVL	28,458,000	33,248,736
SHB	27,176,300	21,110,053
TPB	24,802,601	4,043,206

交易量排名/ 股碼	成交值	30 日均
CEO	14,757,765	7,945,810
SHS	13,019,921	21,181,577
HUT	7,047,705	3,645,159
MBG	5,997,340	1,527,055
IDJ	5,284,356	6,003,435

交易量排 名/股碼	成交值	30 日均
BSR	5,235,750	8,877,222
C4G	3,587,116	3,645,891
SBS	3,195,110	3,427,330
G36	2,501,623	1,043,365
OIL	2,120,843	1,602,677

資料源: Bloomberg & Yuanta Research

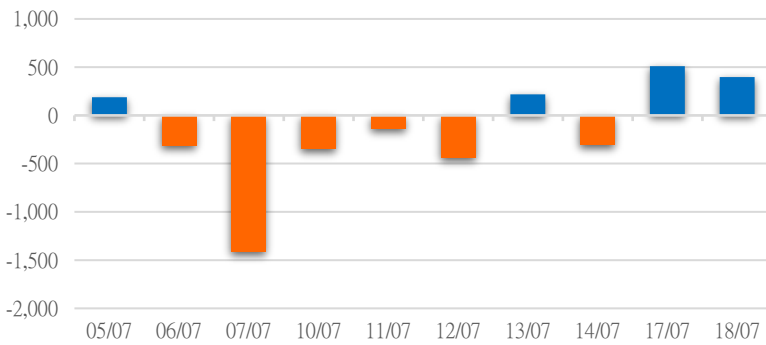
各行業板塊的交易走勢



資料源: FinPro – YSVN

外資買進賣統計

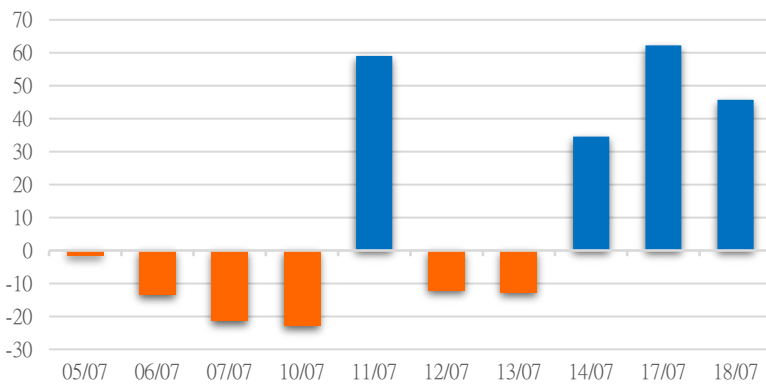
HSX 外資每日買/賣超



證券代碼	買超金額 (Mil.VND)	證券代碼	賣超金額 (Mil.VND)
VNM	185,756	VPB	62,546
VHM	73,115	TPB	49,358
HCM	43,350	DGC	40,152
VIC	39,448	HSG	24,001
VRE	38,955	BID	17,071

HSX 外資買/賣超的前 5 名

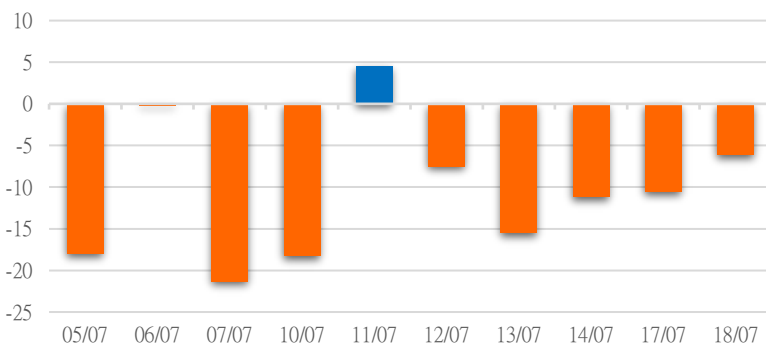
HNX 外資每日買/賣超



證券代碼	買超金額 (Mil.VND)	證券代碼	賣超金額 (Mil.VND)
SHS	20,862	IVS	3,320
TNG	9,219	PVC	989
PVI	7,852	NVB	714
CEO	6,319	HAT	492
PVS	3,187	NBC	380

HNX 外資買/賣超的前 5 名

UPCOM 外資每日買/賣超



證券代碼	買超金額 (Mil.VND)	證券代碼	賣超金額 (Mil.VND)
LTG	2,388	VEA	10,196
BSR	1,828	ABI	1,880
VGT	1,371	QNS	999
VTP	981	PGB	577
VGG	720	MCM	391

UPCOM 外資買/賣超的前 5 名

源: FiiPro - YSVN

自營統計

證券代碼	買超金額 (Mil.VND)	證券代碼	賣超金額 (Mil.VND)
VPB	73,309	VSC	23,100
VNM	42,326	BCM	21,066
TPB	18,969	DBC	18,997
CTG	13,089	TCB	9,918
STB	12,921	FUEVFNVD	8,754

HSX 自營交易最大前名

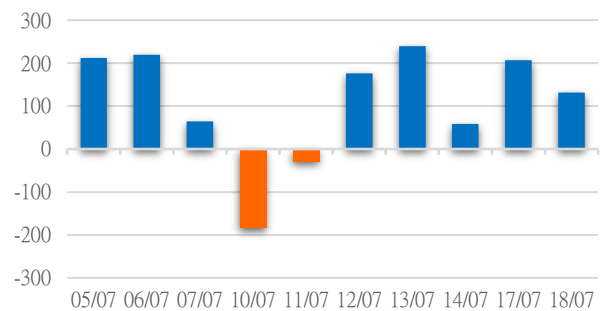
證券代碼	買超金額 (Mil.VND)	證券代碼	賣超金額 (Mil.VND)
IDC	222.50	SHS	1,330
PLC	188.00	PVC	1,178.0
		TAR	534.0

HNX 自營交易最大前名

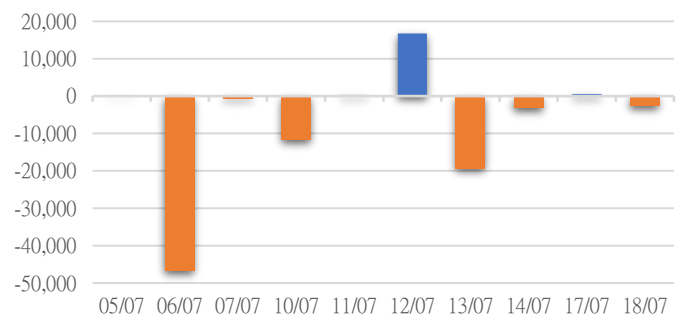
證券代碼	買超金額 (Mil.VND)	證券代碼	賣超金額 (Mil.VND)
		C4G	1,240
		VGG	106

UPCoM 自營交易最大前名

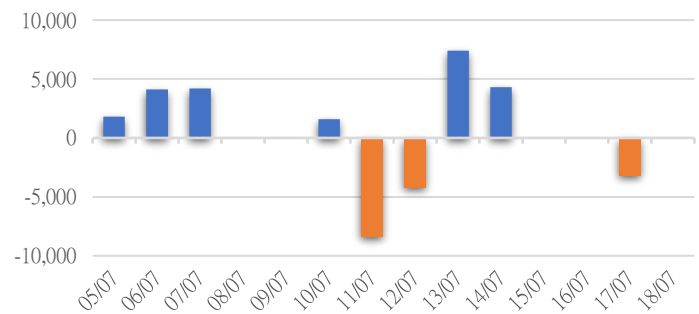
HSX 自營交易每日買/賣超 (Bil.VND)



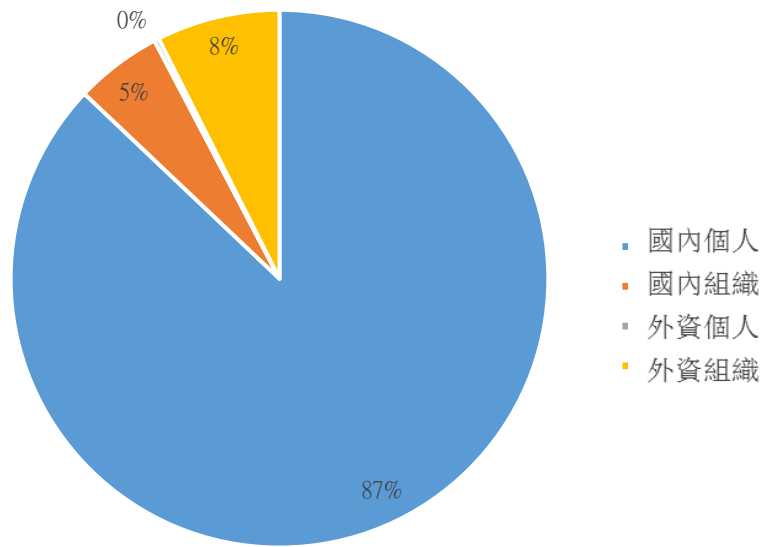
HNX 自營交易每日買/賣超 (Mil.VND)



UPCoM 自營交易每日買/賣超 (Mil.VND)

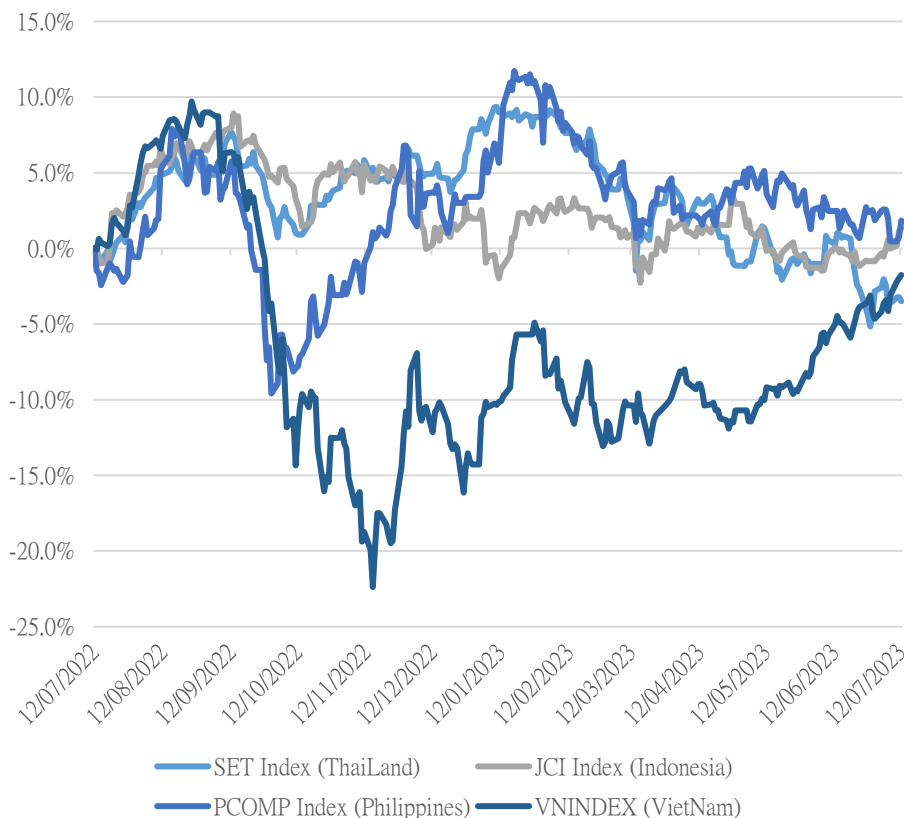


越南證券市場投資人類別統計



資料源: FiinPro – YSVN

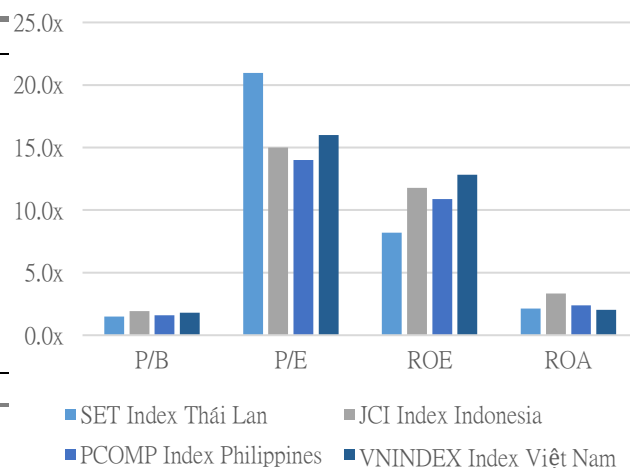
東南亞主要市場走勢比較



東南亞主要市場數據

		Thailand	Indonesia	Philippines	Vietnam
P/B		1.4x	1.9x	1.6x	1.7x
P/E		20.4x	14.8x	13.6x	15.5x
ROE	%	8.20	11.65	10.89	12.82
ROA	%	2.13	3.30	2.39	2.03
Vốn hóa	Tỷ USD	518.60	639.36	163.96	191.74
GTGD	Triệu USD	0.90	0.55	0.04	0.60
LS cổ tức	%	3.26	4.13	2.58	1.65

源: Bloomberg & YSVN





**元大證券（越南）公司****個人客戶分析部****Nguyễn Thế Minh**

研究分析經理

+84 28 3622 6868 ext 3826

minh.nguyen@yuanta.com.vn

**Lý Thị Hiền**

研究分析主管

+84 28 3622 6868 ext 3908

hien.ly@yuanta.com.vn

**Quách Đức Khánh**

研究分析副主管

+84 28 3622 6868 ext 3833

khanh.quach@yuanta.com.vn

**Khổng Hữu Hiệp**

高級分析專員

+84 28 3622 6868 ext 3912

hiep.khong@yuanta.com.vn

**Nguyễn Trịnh Ngọc Hồng**

高級分析專員

+84 28 3622 6868 ext 3832

hong.nguyen@yuanta.com.vn

**Phạm Tấn Phát**

高級分析專員

+84 28 3622 6868 ext 3880

phat.pham@yuanta.com.vn

**個人客戶業務部****Phạm Đắc Thành**

北部分行經理

+84 28 3622 6868 ext 3416

thanh.pham@yuanta.com.vn

**Võ Thị Thu Thủy**

平陽分行經理

+84 28 3622 6868 ext 3505

thuy.vo@yuanta.com.vn

**Lương Kỳ Ty**

堤岸分行經理

+84 28 3622 6868 ext 3653

ty.luong@yuanta.com.vn

**Bùi Quốc Phong**

同奈分行經理

+84 28 3622 6868 ext 3701

phong.bui@yuanta.com.vn

**Võ Đình Tuấn**

峴港分行經理

+84 28 3622 6868 ext 3301

tuan.vo@yuanta.com.vn

**Nguyễn Việt Quang**

河內分行經理

+84 28 3622 6868 ext 3404

quang.nguyen@yuanta.com.vn

**Đinh Thị Thu Cúc**

頭頓分行經理

+84 28 3622 6868 ext 3203

cuc.dinh@yuanta.com.vn

## Appendix A: Important Disclosures

### Analyst Certification

Each research analyst primarily responsible for the content of this research report, in whole or in part, certifies that with respect to each security or issuer that the analyst covered in this report: (1) all of the views expressed accurately reflect his or her personal views about those securities or issuers; and (2) no part of his or her compensation was, is, or will be, directly or indirectly, related to the specific recommendations or views expressed by that research analyst in the research report.

### Ratings Definitions

**BUY:** We have a positive outlook on the stock based on our expected absolute or relative return over the investment period. Our thesis is based on our analysis of the company's outlook, financial performance, catalysts, valuation and risk profile. We recommend investors add to their position.

**HOLD-Outperform:** In our view, the stock's fundamentals are relatively more attractive than peers at the current price. Our thesis is based on our analysis of the company's outlook, financial performance, catalysts, valuation and risk profile.

**HOLD-Underperform:** In our view, the stock's fundamentals are relatively less attractive than peers at the current price. Our thesis is based on our analysis of the company's outlook, financial performance, catalysts, valuation and risk profile.

**SELL:** We have a negative outlook on the stock based on our expected absolute or relative return over the investment period. Our thesis is based on our analysis of the company's outlook, financial performance, catalysts, valuation and risk profile. We recommend investors reduce their position.

**Under Review:** We actively follow the company, although our estimates, rating and target price are under review.

**Restricted:** The rating and target price have been suspended temporarily to comply with applicable regulations and/or Yuanta policies.

Note: Yuanta research coverage with a Target Price is based on an investment period of 12 months. Greater China Discovery Series coverage does not have a formal 12 month Target Price and the recommendation is based on an investment period specified by the analyst in the report.

### Global Disclaimer

© 2018 Yuanta. All rights reserved. The information in this report has been compiled from sources we believe to be reliable, but we do not hold ourselves responsible for its completeness or accuracy. It is not an offer to sell or solicitation of an offer to buy any securities. All opinions and estimates included in this report constitute our judgment as of this date and are subject to change without notice.

This report provides general information only. Neither the information nor any opinion expressed herein constitutes an offer or invitation to make an offer to buy or sell securities or other investments. This material is prepared for general circulation to clients and is not intended to provide tailored investment advice and does not take into account the individual financial situation and objectives of any specific person who may receive this report. Investors should seek financial advice regarding the appropriateness of investing in any securities, investments or investment strategies discussed or recommended in this report. The information contained in this report has been compiled from sources believed to be reliable but no representation or warranty, express or implied, is made as to its accuracy, completeness or correctness. This report is not (and should not be construed as) a solicitation to act as securities broker or dealer in any jurisdiction by any person or company that is not legally permitted to carry on such business in that jurisdiction.

Yuanta research is distributed in the United States only to Major U.S. Institutional Investors (as defined in Rule 15a-6 under the Securities Exchange Act of 1934, as amended and SEC staff interpretations thereof). All transactions by a US person in the securities mentioned in this report must be effected through a registered broker-dealer under Section 15 of the Securities Exchange Act of 1934, as amended. Yuanta research is distributed in Taiwan by Yuanta Securities Investment Consulting. Yuanta research is distributed in Hong Kong by Yuanta Securities (Hong Kong) Co. Limited, which is licensed in Hong Kong by the Securities and Futures Commission for regulated activities, including Type 4 regulated activity (advising on securities). In Hong Kong, this research report may not be redistributed, retransmitted or disclosed, in whole or in part or any form or manner, without the express written