

當日市場：外資繼續買超

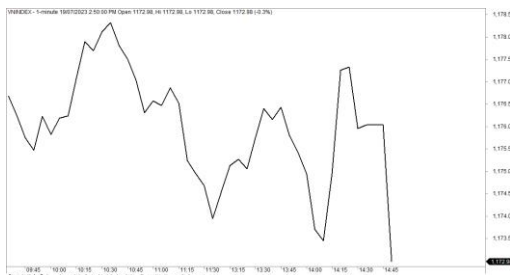
2023/07/20

市場走勢

市場指數	VNI	HNI	UPCOM
收盤	1,172.98	231.47	87.13
%日	-0.09%	0.02%	0.13%
%週	1.94%	0.76%	1.40%
%月	5.28%	1.10%	2.84%
%年	-0.20%	-18.86%	-0.50%
成交值(Bil.VND)			
當日	9,763	1,044	442
日均量/週	17,903	2,047	1,053
日均量/月	16,799	1,837	1,084
外資進出			
買進	1,230.75	81.45	10.55
賣出	1,014.39	9.68	14.10
買賣超	216.36	71.76	-3.56
市場漲跌家數			
上漲	138	87	149
下跌	305	109	107
持平	56	73	84
市場指標			
P/E	13.89	18.85	13.90
總市值 (兆盾)	4,715	289	1,081
股息殖利率	2.26%	2.90%	6.22%

資料源: Bloomberg – YSVN

VNINDEX



HNIINDEX



市場走勢

指數出現分化階段，VN-Index 收盤下跌 0.09%，止於 1172.98 點，HNX-Index 和 Upcom-Index 反轉分別上漲 0.22% 和 0.13%。3 大市場的交易額均達到 17 兆 8,120 億越南盾。

下跌股數量在當日占主導地位，僅 VN30-Index 具有 19 檔下跌股和 8 檔上漲股。銀行股繼續成為亮點，如 VCB (2.1%)、HDB (2.4%)，而 MBB、TPB、BID 和 VPB 被獲利，跌幅超過 1%。此外，VIC、VRE、VND、NLG、PLX、DXG 在當日也被獲利。

市場股票錄得積極的走勢，如 BMP、DHG、IMP、PPC 漲停。

外資在整個市場在連續第 3 個交易日買超 2,820 億越南盾，其中 VNM (900 億)、VHM (800 億)、HPG (690 億) 在買超方面領先。另一方面，VCB (1,150 億)、MSN (460 億)、TPB (400 億) 被拋售最多的股票。

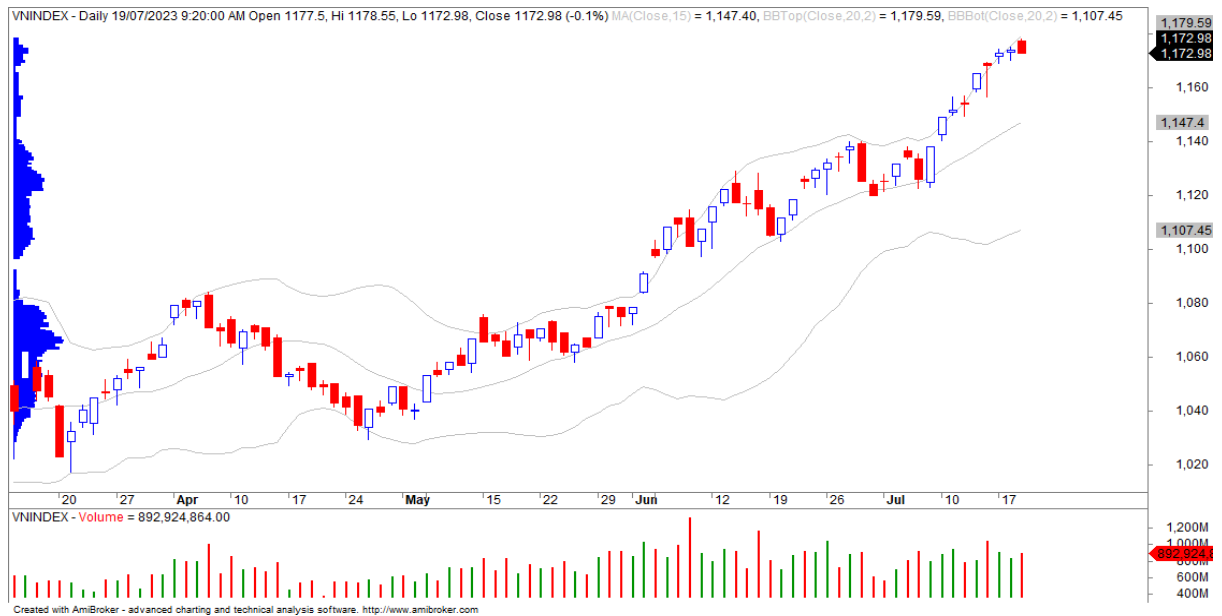
市場短期觀點

我們認為市場可能會在下一個交易日繼續調整，VN-Index 可能會重新測試 1,165 點最近的支撐位。同時，我們認為市場在連續 8 個交易日上漲後可能會進入技術調整階段，VN-Index 可能會快速回歸 1,200 點的上漲勢頭。此外，情緒指標仍處於樂觀區域。

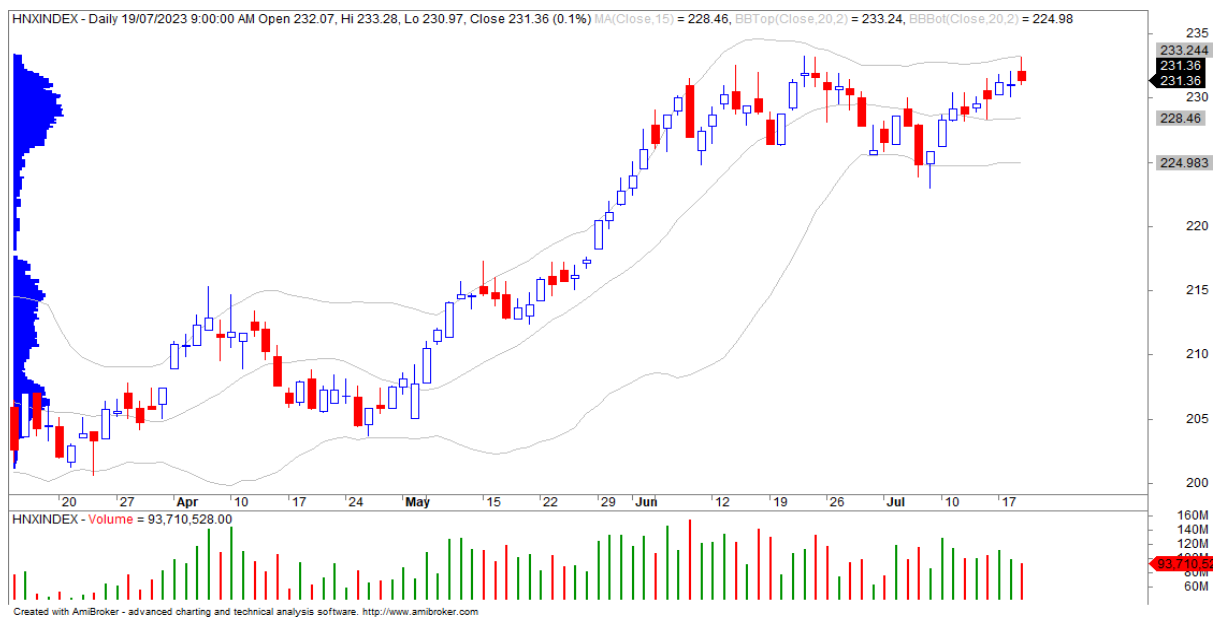
大盤的短期走勢依然上漲。因此，我們建議短期投資者可以繼續持有投資組合中高比例的股票，並僅應以低比例的股票買進新股。

請在 <https://ysradar.yuanta.com.vn/> 查看有關股票的信號。

技術分析圖



指數技術分析圖 VN-Index



指數技術分析圖 HNX-Index

指數	短期趨勢	中期趨勢	阻力區 1	阻力區 2	支撐區 1	支撐區 2
VN-Index	上漲	上漲	1110	1130	870	800
HNX-Index	上漲	上漲	197	210	189	160
VN30	上漲	上漲	1120	1140	980	960
VNMidcaps	上漲	上漲	1,030	1200	963	900
VNSmallcaps	上漲	上漲	1000	1150	804	750

胡志明市交易所 (HSX)

	收盤	漲跌%
VNI	1172.98	-0.09%
VN30	1165.19	-0.14%
VN Mid	1567	0.27%
VN Small	1383.68	-0.35%

河內交易所 (HSX)

	收盤	漲跌%
HNI	231.47	0.02%
HN30	451.73	0.80%
VNX AllSh	1145.86	0.18%

UPCOM 市場 (UPCoM)

	收盤	漲跌%
UPCoM	87.13	0.13%

外資交易	成交值 (Bil.VND)
買進	1230.75
賣出	1014.39
買超/賣超	216.36

外資交易	成交值 (Bil.VND)
買進	81.45
賣出	9.68
買超/賣超	71.76

外資交易	成交值 (Bil.VND)
買進	10.55
賣出	14.10
買超/賣超	-3.56

上漲排名/ 股碼	漲跌(VND)	漲跌%
VTO	640	6.98%
SZC	2300	6.97%
BMP	6600	6.95%
PVP	1000	6.94%
DHA	3100	6.94%

上漲排名/ 股碼	漲跌(VND)	漲跌%
PVI	5100	9.85%
CEO	1500	9.80%
IVS	1100	9.57%
L14	2200	5.41%
NTP	1900	4.52%

上漲排名/ 股碼	漲跌(VND)	漲跌%
MVC	1048	12.33%
TID	1137	4.31%
VLC	534	3.22%
PBC	435	3.15%
SIP	3834	3.13%

下跌排名/ 股碼	漲跌(VND)	漲跌%
DXS	-620	-6.05%
QCG	-510	-5.41%
KHG	-310	-4.53%
LDG	-230	-4.16%
POM	-350	-4.14%

下跌排名/ 股碼	漲跌(VND)	漲跌%
GKM	-2500	-6.94%
DL1	-300	-5.17%
VC7	-1000	-4.65%
EVS	-700	-4.22%
VC2	-500	-3.45%

下跌排名/ 股碼	漲跌(VND)	漲跌%
VHG	-156	-4.33%
DDV	-431	-3.85%
BMS	-356	-3.10%
VGG	-950	-2.56%
G36	-223	-2.12%

*備註: 市值>5,000 億盾; 成交值>15 億盾

市值排名/ 股碼	Bil.VND
VCB	493,601
VHM	256,037
BID	236,233
VIC	200,994
GAS	191,012

市值排名/ 股碼	Bil.VND
PVS	16,490
IDC	14,520
THD	13,825
KSF	12,150
PVI	12,134

市值排名/ 股碼	Bil.VND
ACV	176,209
VGI	80,548
BSR	56,522
MCH	54,393
VEA	50,024

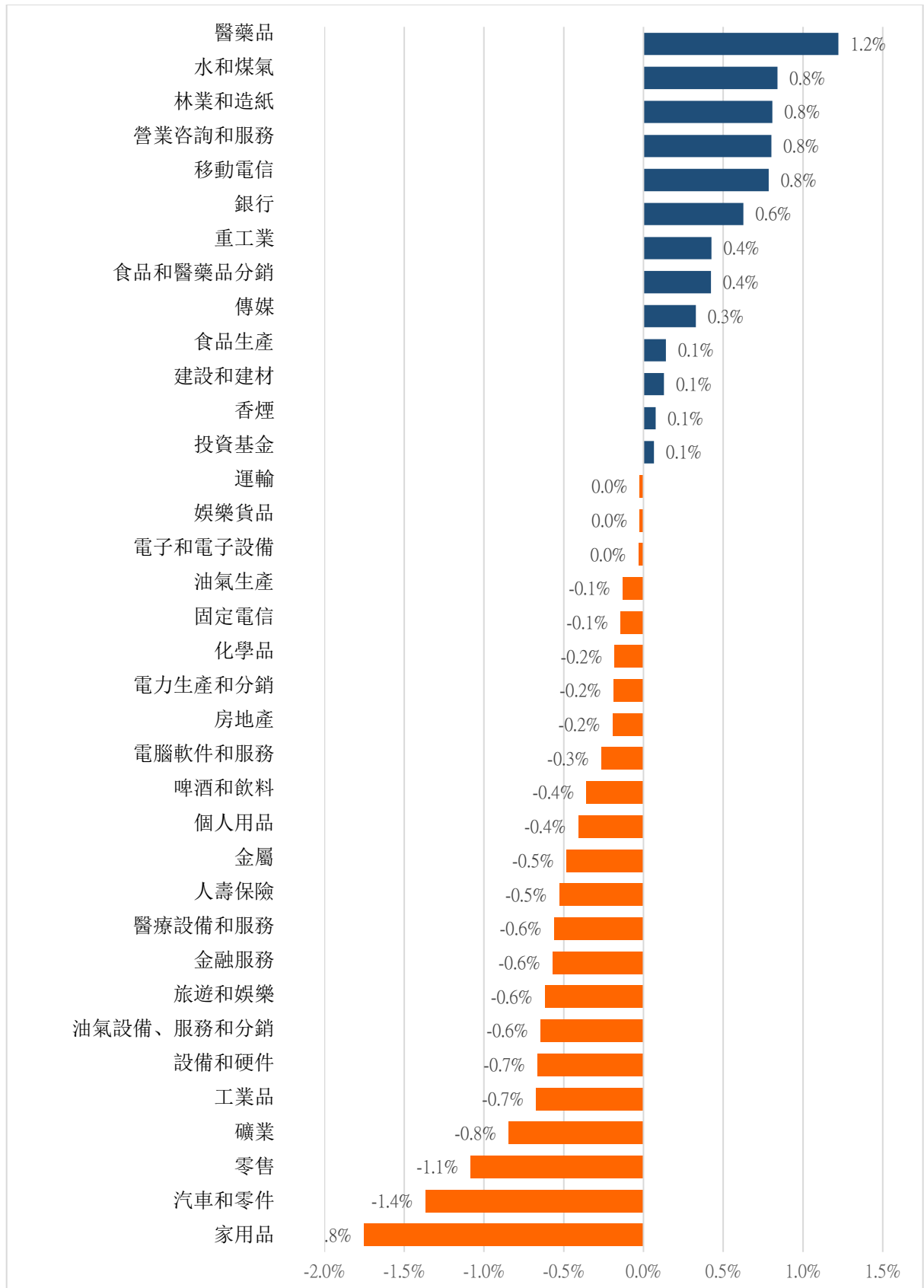
交易量排名/ 股碼	成交值	30 日均
DIG	39,472,800	23,979,761
NVL	34,688,200	33,031,144
VIX	34,498,800	20,812,251
SHB	31,385,100	21,251,703
DXG	30,400,300	17,896,253

交易量排名/ 股碼	成交值	30 日均
SHS	16,783,226	20,806,047
IDC	8,203,051	2,813,129
PVS	5,317,110	6,409,825
MBS	3,745,049	3,144,704
TNG	3,115,043	1,665,457

交易量排 名/股碼	成交值	30 日均
BSR	8,500,025	8,709,427
DDV	4,410,376	1,859,910
ABB	4,356,285	1,637,972
SBS	3,547,919	3,416,774
C4G	3,324,791	3,638,674

資料源: Bloomberg & Yuanta Research

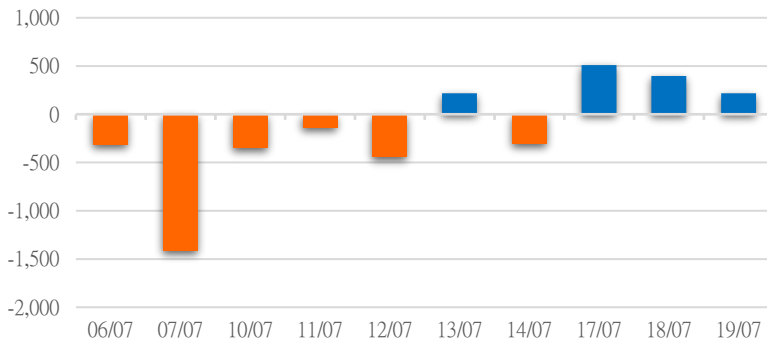
各行業板塊的交易走勢



資料源: FinPro – YSVN

外資買進賣統計

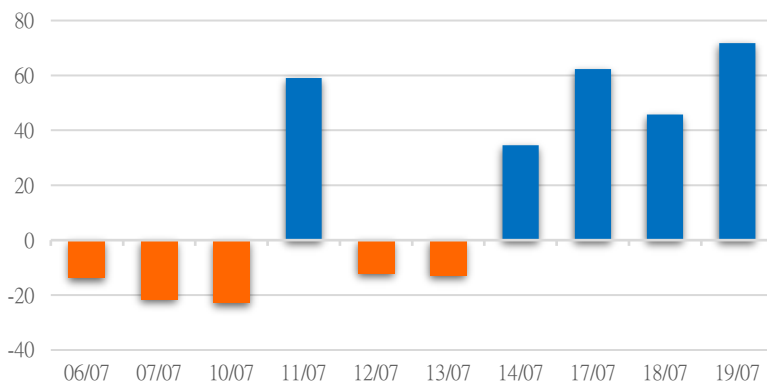
HSX 外資每日買/賣超



證券代碼	買超金額 (Mil.VND)	證券代碼	賣超金額 (Mil.VND)
VNM	90,248	VCB	115,383
VHM	79,835	MSN	42,002
HPG	68,729	#N/A	#N/A
SSI	31,916	#N/A	#N/A
MWG	31,362	TPB	39,526

HSX 外資買/賣超的前 5 名

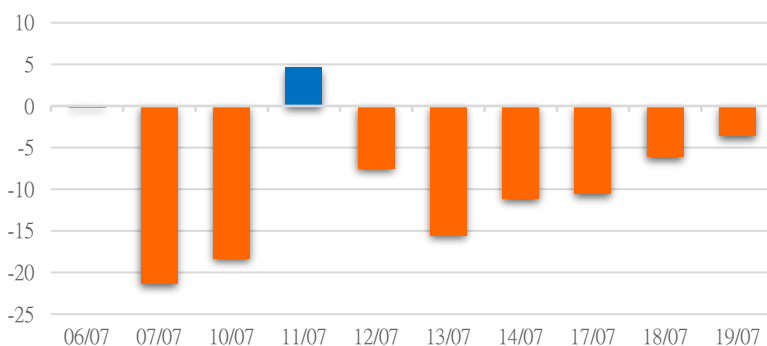
HNX 外資每日買/賣超



證券代碼	買超金額 (Mil.VND)	證券代碼	賣超金額 (Mil.VND)
SHS	29,944	IVS	1,673
TNG	21,470	IDJ	761
PVI	12,351	NVB	711
IDC	5,755	CEO	82
PVS	4,150	APS	61

HNX 外資買/賣超的前 5 名

UPCOM 外資每日買/賣超



證券代碼	買超金額 (Mil.VND)	證券代碼	賣超金額 (Mil.VND)
LTG	2,729	QNS	5,035
VGT	1,370	VEA	2,444
VGG	1,223	ACV	1,925
MCH	612	MCM	401
PHP	417	BSR	354

UPCOM 外資買/賣超的前 5 名

源: FiiPro - YSVN

自營統計

證券代碼	買超金額 (Mil.VND)	證券代碼	賣超金額 (Mil.VND)
VPB	83,668	VCB	46,020
STB	26,870	FUEVFNVD	43,305
CTG	22,021	E1VFN30	36,746
PNJ	12,973	VSC	33,263
TPB	12,248	BCM	16,892

HSX 自營交易最大前名

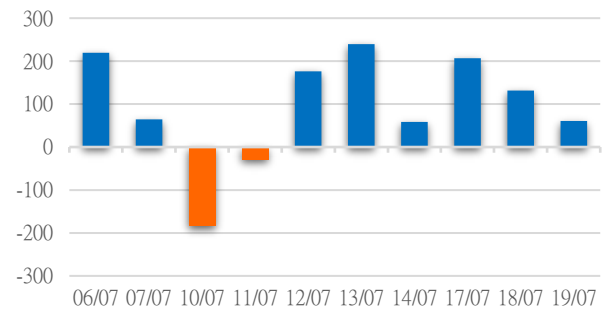
證券代碼	買超金額 (Mil.VND)	證券代碼	賣超金額 (Mil.VND)
		GKM	3,435
		IDC	136.8
		TAR	1.8
		LIG	0.5

HNX 自營交易最大前名

證券代碼	買超金額 (Mil.VND)	證券代碼	賣超金額 (Mil.VND)
QNS	622.56	QTP	19,701
		VTP	4,257
		IFS	0.1

UPCoM 自營交易最大前名

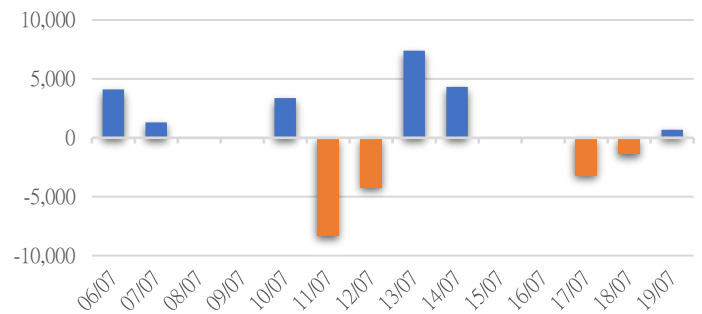
HSX 自營交易每日買/賣超 (Bil.VND)



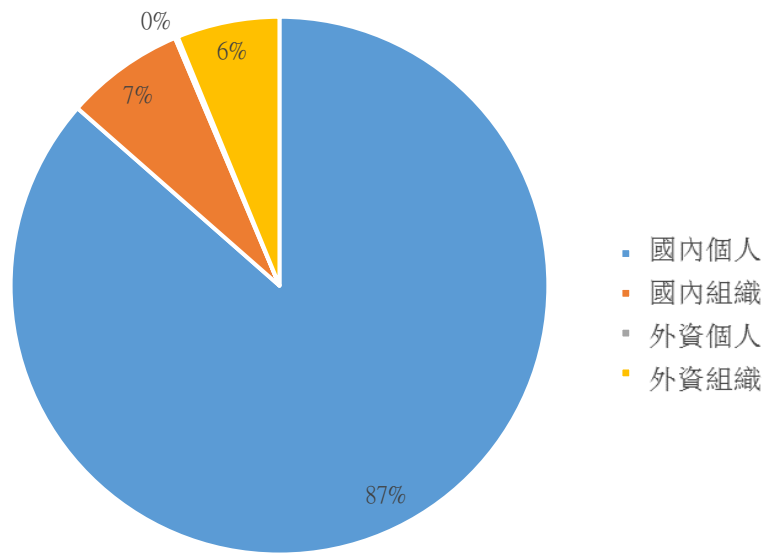
HNX 自營交易每日買/賣超 (Mil.VND)



UPCoM 自營交易每日買/賣超 (Mil.VND)



越南證券市場投資人類別統計



資料源: FiiPro – YSVN

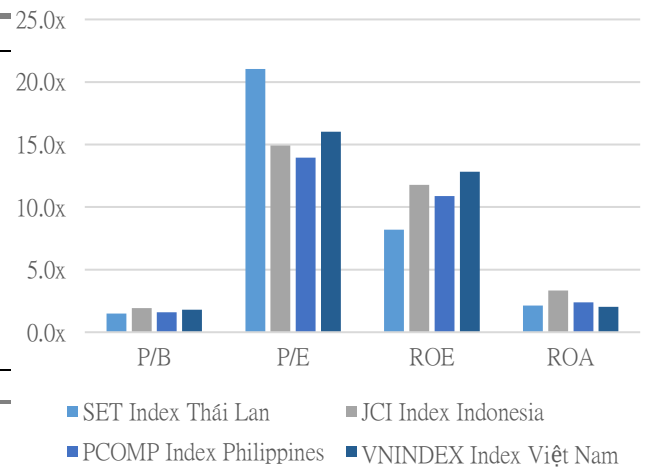
東南亞主要市場走勢比較



東南亞主要市場數據

		Thailand	Indonesia	Philippines	Vietnam
P/B		1.4x	1.9x	1.6x	1.7x
P/E		20.4x	14.8x	13.6x	15.5x
ROE	%	8.20	11.65	10.89	12.82
ROA	%	2.13	3.30	2.39	2.03
Vốn hóa	Tỷ USD	518.60	639.36	163.96	191.74
GTGD	Triệu USD	0.90	0.55	0.04	0.60
LS cổ tức	%	3.26	4.13	2.58	1.65

源: Bloomberg & YSVN



元大證券（越南）公司

個人客戶分析部

Nguyễn Thế Minh
研究分析經理
+84 28 3622 6868 ext 3826
minh.nguyen@yuanta.com.vn

Lý Thị Hiền
研究分析主管
+84 28 3622 6868 ext 3908
hien.ly@yuanta.com.vn

Quách Đức Khánh
研究分析副主管
+84 28 3622 6868 ext 3833
khanh.quach@yuanta.com.vn

Khổng Hữu Hiệp
高級分析專員
+84 28 3622 6868 ext 3912
hiiep.khong@yuanta.com.vn

Nguyễn Trịnh Ngọc Hồng
高級分析專員
+84 28 3622 6868 ext 3832
hong.nguyen@yuanta.com.vn

Phạm Tấn Phát
高級分析專員
+84 28 3622 6868 ext 3880
phat.pham@yuanta.com.vn

個人客戶業務部

Phạm Đắc Thành
北部分行經理
+84 28 3622 6868 ext 3416
thanh.pham@yuanta.com.vn

Võ Thị Thu Thủy
平陽分行經理
+84 28 3622 6868 ext 3505
thuy.vo@yuanta.com.vn

Lương Kỳ Ty
堤岸分行經理
+84 28 3622 6868 ext 3653
ty.luong@yuanta.com.vn

Bùi Quốc Phong
同奈分行經理
+84 28 3622 6868 ext 3701
phong.bui@yuanta.com.vn

Võ Đình Tuấn
峴港分行經理
+84 28 3622 6868 ext 3301
tuan.vo@yuanta.com.vn

Nguyễn Việt Quang
河內分行經理
+84 28 3622 6868 ext 3404
quang.nguyen@yuanta.com.vn

Đinh Thị Thu Cúc
頭頓分行經理
+84 28 3622 6868 ext 3203
cuc.dinh@yuanta.com.vn

Appendix A: Important Disclosures

Analyst Certification

Each research analyst primarily responsible for the content of this research report, in whole or in part, certifies that with respect to each security or issuer that the analyst covered in this report: (1) all of the views expressed accurately reflect his or her personal views about those securities or issuers; and (2) no part of his or her compensation was, is, or will be, directly or indirectly, related to the specific recommendations or views expressed by that research analyst in the research report.

Ratings Definitions

BUY: We have a positive outlook on the stock based on our expected absolute or relative return over the investment period. Our thesis is based on our analysis of the company's outlook, financial performance, catalysts, valuation and risk profile. We recommend investors add to their position.

HOLD-Outperform: In our view, the stock's fundamentals are relatively more attractive than peers at the current price. Our thesis is based on our analysis of the company's outlook, financial performance, catalysts, valuation and risk profile.

HOLD-Underperform: In our view, the stock's fundamentals are relatively less attractive than peers at the current price. Our thesis is based on our analysis of the company's outlook, financial performance, catalysts, valuation and risk profile.

SELL: We have a negative outlook on the stock based on our expected absolute or relative return over the investment period. Our thesis is based on our analysis of the company's outlook, financial performance, catalysts, valuation and risk profile. We recommend investors reduce their position.

Under Review: We actively follow the company, although our estimates, rating and target price are under review.

Restricted: The rating and target price have been suspended temporarily to comply with applicable regulations and/or Yuanta policies.

Note: Yuanta research coverage with a Target Price is based on an investment period of 12 months. Greater China Discovery Series coverage does not have a formal 12 month Target Price and the recommendation is based on an investment period specified by the analyst in the report.

Global Disclaimer

© 2018 Yuanta. All rights reserved. The information in this report has been compiled from sources we believe to be reliable, but we do not hold ourselves responsible for its completeness or accuracy. It is not an offer to sell or solicitation of an offer to buy any securities. All opinions and estimates included in this report constitute our judgment as of this date and are subject to change without notice.

This report provides general information only. Neither the information nor any opinion expressed herein constitutes an offer or invitation to make an offer to buy or sell securities or other investments. This material is prepared for general circulation to clients and is not intended to provide tailored investment advice and does not take into account the individual financial situation and objectives of any specific person who may receive this report. Investors should seek financial advice regarding the appropriateness of investing in any securities, investments or investment strategies discussed or recommended in this report. The information contained in this report has been compiled from sources believed to be reliable but no representation or warranty, express or implied, is made as to its accuracy, completeness or correctness. This report is not (and should not be construed as) a solicitation to act as securities broker or dealer in any jurisdiction by any person or company that is not legally permitted to carry on such business in that jurisdiction.

Yuanta research is distributed in the United States only to Major U.S. Institutional Investors (as defined in Rule 15a-6 under the Securities Exchange Act of 1934, as amended and SEC staff interpretations thereof). All transactions by a US person in the securities mentioned in this report must be effected through a registered broker-dealer under Section 15 of the Securities Exchange Act of 1934, as amended. Yuanta research is distributed in Taiwan by Yuanta Securities Investment Consulting. Yuanta research is distributed in Hong Kong by Yuanta Securities (Hong Kong) Co. Limited, which is licensed in Hong Kong by the Securities and Futures Commission for regulated activities, including Type 4 regulated activity (advising on securities). In Hong Kong, this research report may not be redistributed, retransmitted or disclosed, in whole or in part or any form or manner, without the express written