

下跌趨勢有所放緩

2023/08/22

合約走勢					
	收盤	+/-	交易量	到期日	剩餘時間
單位	點數	點數	合約	日期	日
VN30F2203	1190.9	2.9	297,585	21/09	33
VN30F2204	1200.0	18.8	835	19/10	61
VN30F2206	1176.5	-3.5	261	21/12	124
VN30F2209	1188.0	-5.1	218	21/03	215

源自 Bloomberg - YSVN

合約更改交易量和持倉量				
	交易量	+/-	OI	+/-
單位	合約	%		%
VN30F2203	297,585	4.7%	61,447	
VN30F2204	835	10.6%	1744	
VN30F2206	261	23.7%	1,042	
VN30F2209	218	23.2%	210	

源自 Bloomberg - YSVN

合約的基差變動			
	基差	前一盤	+/-
單位	點數	點數	點數
VN30F2203	0.6	-2.1	2.7
VN30F2204	9.7	-2.1	11.8
VN30F2206	-13.8	-10.1	-3.7
VN30F2209	-2.3	3.0	-5.3

源自 Bloomberg - YSVN

合約走勢

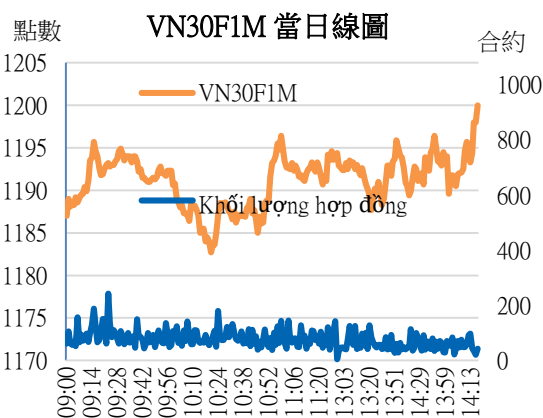
- VN30F2309 收漲 3 點，該合約的基差錄得 0.6 點。
- VN30F2309 的成交量增加 5%，VN30F2310 增加 11%，VN30F2312 增加 24%，VN30F2403 增加 23%。

VN30F1M 的評估

- VN30F2309 在日均線觸及線性回歸線（相當於 1177 點）。MACD 柱狀圖指標與信號線擴大，顯示下跌勢頭仍尚未結束。然而，RSI 指標有所放緩，因此預計 VN30F2309 可能在未來幾個交易日逐漸復甦和平衡。
- 與此同時，短期趨勢仍然下跌，追蹤停損於 1230 點。

投資策略

當天策略 (Intraday)	投資者考慮在 1182 點和 1174 點的潛在支撐位開設多頭。空頭倉位考慮在 1206-1210 點附近的阻力位開設。
主要短期趨勢策略 (Daily)	投資者考慮在 1206-1210 點開設空頭，停損於 1228 點。



Pham Tan Phat

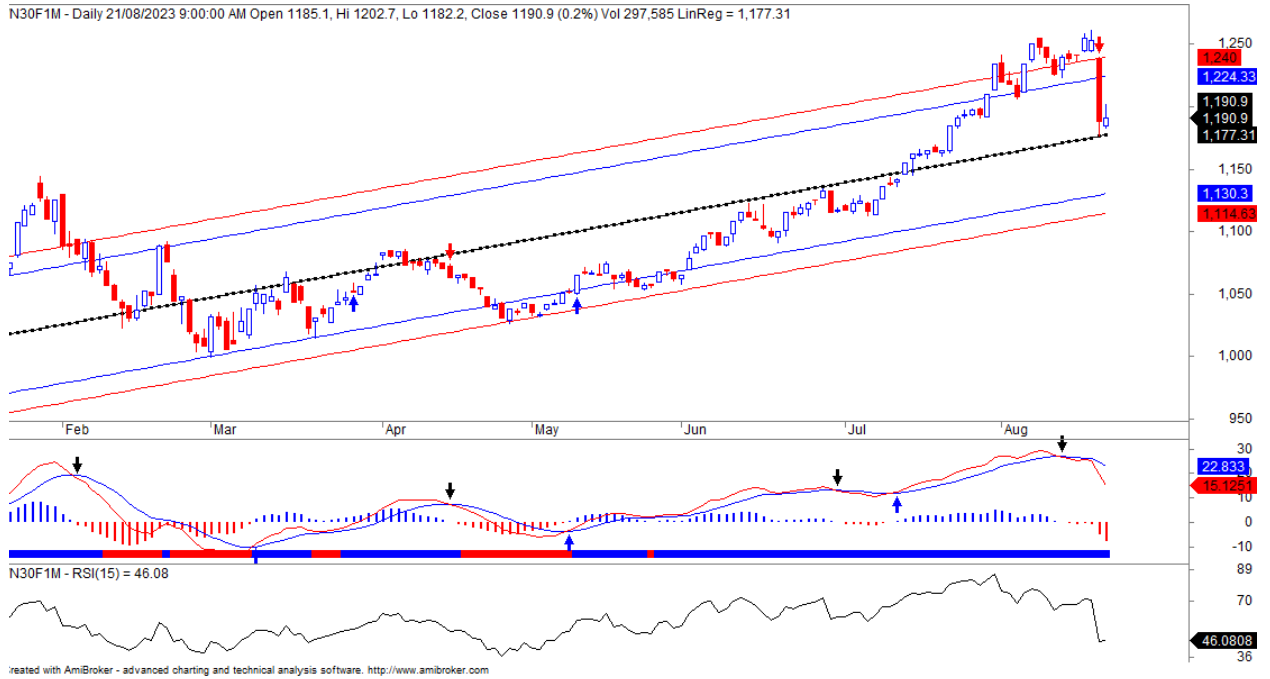
高級分析專員

Email: phat.pham@yuanta.com.vn

Phone: (084) 28 3622 6868 ext 3880

We Create Fortune

VN30F1M 合約走勢圖

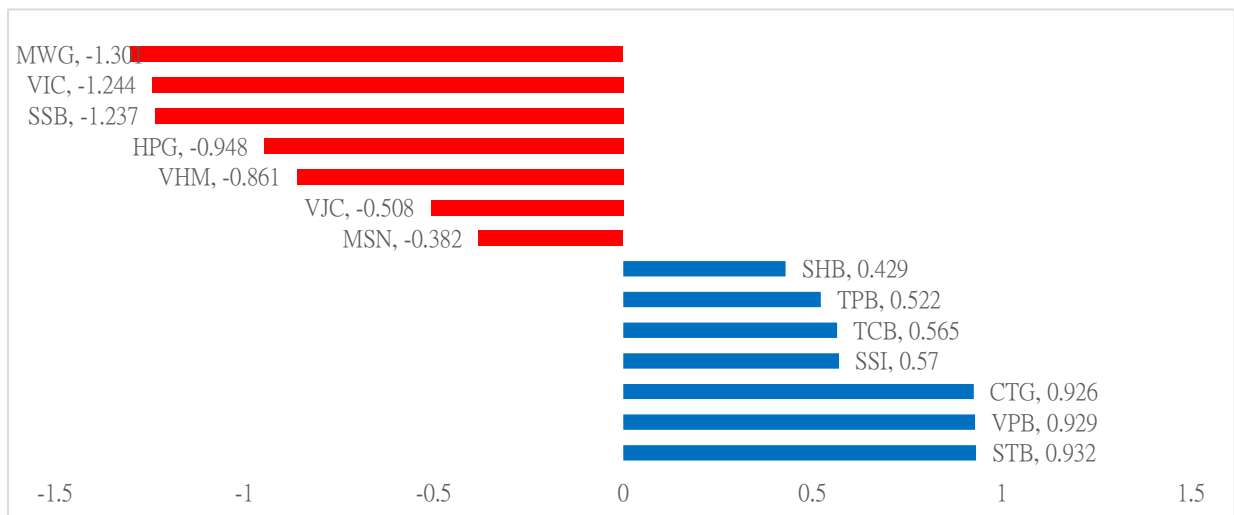


	VN30F2309-Daily	VN30F2309-1H
趨勢	下跌	下跌
支撐 1	1177	1182
支撐 2	1130	1174
阻力 1	1258	1206
阻力 2	1300	1210

VN30-INDEX 指數走勢

VN30-Index 收盤上漲 0.02%，STB、VPB 和 CTG 是幫助指數得分的股票。另一方面，MWG、VIC 和 SSB 是導致指數下跌的股票。

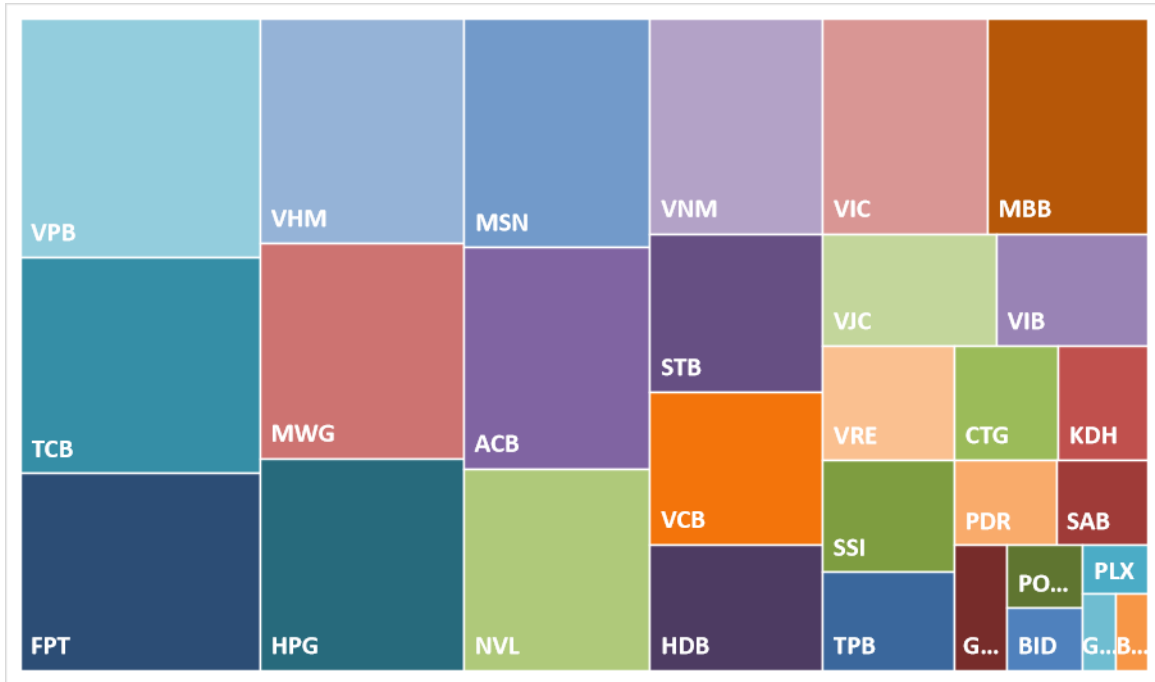
VN30-INDEX 中最有影響力的成份股



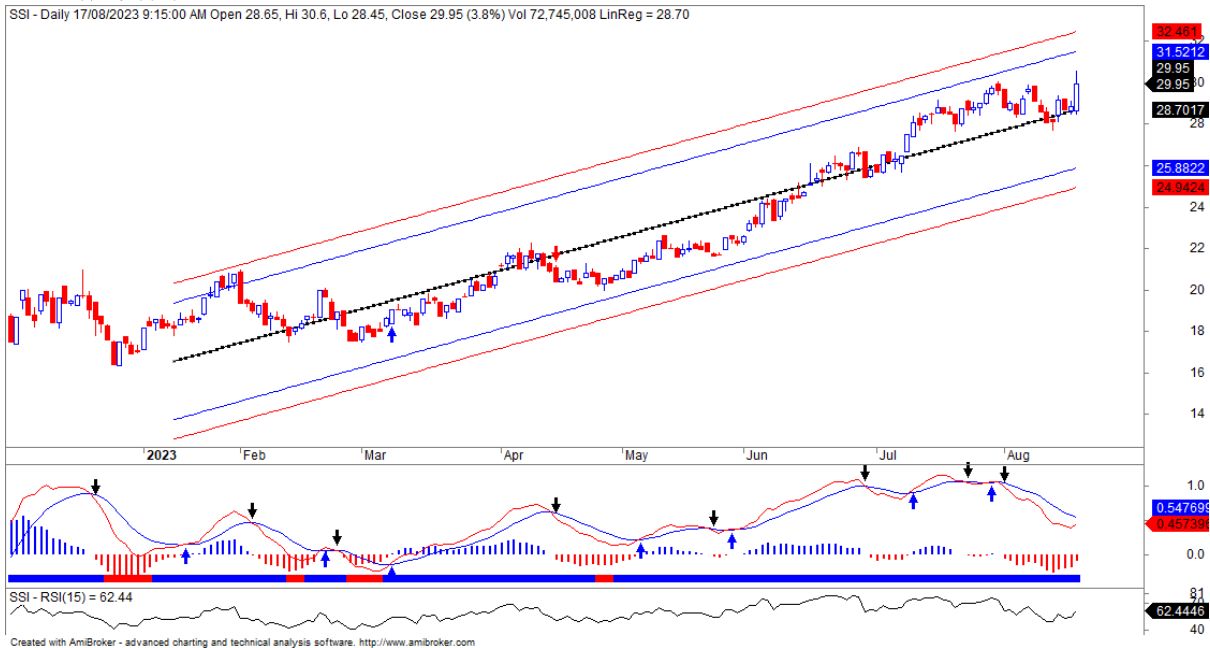


We Create Fortune

VN30-INDEX 中的資本化



SSI 的走勢圖





We Create Fortune

VN30-INDEX 中的成分股

股碼	公司名稱	行業	比重	收盤價	資本化	PER	PBR	3個月平均交易量	外資持有	52週最高	52週最低
		單位	%	VND	Bil. VND	x	x	'000 cp	%	VND	VND
BID	越南投資與發展商業股份銀行	金融	6.0%	22,000	85,449	5.9	1.4	10,515	30%	24,400	6.0%
KDH	Khang Dien 房屋貿易投資股份公司	房地產	0.2%	69,400	71,829	179.1	4.2	241	3%	101,800	0.2%
CTG	越南工商股份銀行	金融	0.8%	45,600	230,669	11.3	2.1	1,536	17%	49,500	0.8%
ACB	亞洲商業股份銀行	金融	0.3%	44,600	33,108	19.7	1.6	957	27%	60,300	0.3%
PLX	越南油氣集團	能源	1.9%	32,000	153,784	8.8	1.3	6,094	27%	32,900	1.9%
BVH	Bao Viet 集團	金融	7.7%	85,900	109,090	18.6	4.5	1,255	49%	87,900	7.7%
FPT	FPT 發展投資工藝股份公司	科技	0.8%	99,100	189,672	14.9	2.9	607	3%	120,000	0.8%
GAS	越南氣體總公司 - 股份公司	公用服務	0.3%	19,300	77,200	26.9	1.6	3,341	0%	27,350	0.3%
POW	越南天然氣股份總公司	公用服務	2.7%	16,200	46,859	5.9	1.2	2,876	20%	18,957	2.7%
HDB	胡志明市發展商業股份銀行	金融	7.0%	26,200	152,347	#N/A N/A	1.6	23,930	26%	28,700	7.0%
HPG	Hoa Phat (和發) 集團股份公司	原材料	4.3%	18,150	94,636	5.2	1.2	11,978	23%	20,826	4.3%
MBB	軍隊貿易股份銀行	金融	4.2%	78,400	112,178	85.1	4.2	1,676	30%	117,000	4.2%
MSN	Masan 集團股份公司	必需消費品	4.5%	49,000	71,665	45.9	3.0	4,926	49%	75,400	4.5%
MWG	世界移動通信投資股份公司	非必需消費品	0.4%	37,500	47,647	18.3	1.9	1,268	17%	44,400	0.4%
NVL	Nova 房地產投資集團股份公司	房地產	0.6%	13,000	30,444	19.3	1.0	9,184	6%	14,750	0.6%
PNJ	Phu Nhuan (富潤) 珠寶股份公司	非必需消費品	0.9%	152,700	97,924	22.2	4.0	160	62%	203,000	0.9%
GVR	越南橡膠工業集團	原材料	2.9%	12,150	43,970	5.5	0.9	27,348	7%	13,600	2.9%
PDR	Phat Dat 開發房地產股份公司	房地產	3.3%	26,600	65,268	18.1	2.0	994	0%	31,300	3.3%
TPB	Tien Phong 股份商業銀行	金融	2.5%	28,850	43,250	26.3	2.0	19,741	#VALUE!	30,600	2.5%
SAB	西貢啤酒 - 酒精 - 飲料股份公司	必需消費品	5.0%	31,800	59,950	8.8	1.4	20,654	24%	32,900	5.0%
SSI	SSI 西貢證券股份公司	金融	6.2%	32,750	115,190	6.5	1.0	5,317	22%	39,950	6.2%
STB	西貢商信銀行 (sacombank)	金融	2.0%	18,500	40,730	6.9	1.3	7,046	29%	20,763	2.0%
TCB	越南技商股份銀行 (Techcombank)	金融	4.6%	89,800	501,900	15.5	3.3	1,046	23%	93,700	4.6%
VCB	越南外商貿易股份銀行	金融	5.1%	56,000	243,845	5.4	1.5	2,739	24%	66,200	5.1%
VHM	Vinhomes 股份公司	房地產	2.1%	19,850	50,356	5.6	1.5	6,416	21%	21,700	2.1%
VIC	Vingroup 集團股份公司	房地產	6.3%	65,800	250,957	41.6	2.2	4,963	13%	76,600	6.3%
VJC	Vietjet 越捷航空股份公司	工業	2.2%	96,000	51,995	#N/A N/A	3.4	847	18%	124,000	2.2%
VNM	越南牛奶股份公司	必需消費品	5.1%	72,900	152,358	20.8	4.6	4,003	54%	85,600	5.1%
VPB	Viet Nam Thinh Vuong (越南繁榮) 貿易股份銀行	金融	8.1%	20,800	139,635	12.0	1.4	16,892	16%	23,000	8.1%
VRE	Vincom Retail 股份公司	房地產	2.2%	29,500	67,033	18.4	1.9	5,651	32%	32,000	2.2%



We Create **Fortune**

元大證券（越南）公司

個人客戶分析部

Nguyễn Thế Minh

研究分析經理

+84 28 3622 6868 ext 3826

minh.nguyen@yuanta.com.vn

Lý Thị Hiền

研究分析主管

+84 28 3622 6868 ext 3908

hien.ly@yuanta.com.vn

Quách Đức Khánh

高級分析專員

+84 28 3622 6868 ext 3833

khanh.quach@yuanta.com.vn

Khổng Hữu Hiệp

高級分析專員

+84 28 3622 6868 ext 3912

hiep.khong@yuanta.com.vn

Nguyễn Trịnh Ngọc Hồng

高級分析專員

+84 28 3622 6868 ext 3832

hong.nguyen@yuanta.com.vn

Phạm Tấn Phát

高級分析專員

+84 28 3622 6868 ext 3880

phat.pham@yuanta.com.vn

個人客戶業務部

Nguyễn Thanh Tùng

總公司業務經理

+84 28 3622 6868 ext 3609

tung.nguyen@yuanta.com.vn

Phạm Đắc Thành

北部區域經理

+84 28 3622 6868 ext 3416

thanh.pham@yuanta.com.vn

Nguyễn Mạnh Hoat

南部區域經理（胡志明市）

+84 28 3622 6868 ext 3847

hoat.nguyen@yuanta.com.vn

Lương Kỳ Ty

堤岸分行經理

+84 28 3622 6868 ext 3653

ty.luong@yuanta.com.vn

Bùi Quốc Phong

同奈分行經理

+84 28 3622 6868 ext 3701

phong.bui@yuanta.com.vn

Võ Thị Thu Thủy

平陽分行經理

+84 28 3622 6868 ext 3505

thuy.vo@yuanta.com.vn

Nguyễn Việt Quang

河內分行經理

+84 28 3622 6868 ext 3404

quang.nguyen@yuanta.com.vn

Võ Đình Tuấn

峴港分行經理

+84 28 3622 6868 ext 3301

tuan.vo@yuanta.com.vn

Đinh Thị Thu Cúc

頭頓分行經理

+84 28 3622 6868 ext 3203

cuc.dinh@yuanta.com.vn



We Create **Fortune**

Appendix A: Important Disclosures

Analyst Certification

Each research analyst primarily responsible for the content of this research report, in whole or in part, certifies that with respect to each security or issuer that the analyst covered in this report: (1) all of the views expressed accurately reflect his or her personal views about those securities or issuers; and (2) no part of his or her compensation was, is, or will be, directly or indirectly, related to the specific recommendations or views expressed by that research analyst in the research report.

Ratings Definitions

BUY: We have a positive outlook on the stock based on our expected absolute or relative return over the investment period. Our thesis is based on our analysis of the company's outlook, financial performance, catalysts, valuation and risk profile. We recommend investors add to their position.

HOLD-Outperform: In our view, the stock's fundamentals are relatively more attractive than peers at the current price. Our thesis is based on our analysis of the company's outlook, financial performance, catalysts, valuation and risk profile.

HOLD-Underperform: In our view, the stock's fundamentals are relatively less attractive than peers at the current price. Our thesis is based on our analysis of the company's outlook, financial performance, catalysts, valuation and risk profile.

SELL: We have a negative outlook on the stock based on our expected absolute or relative return over the investment period. Our thesis is based on our analysis of the company's outlook, financial performance, catalysts, valuation and risk profile. We recommend investors reduce their position.

Under Review: We actively follow the company, although our estimates, rating and target price are under review.

Restricted: The rating and target price have been suspended temporarily to comply with applicable regulations and/or Yuanta policies.

Note: Yuanta research coverage with a Target Price is based on an investment period of 12 months. Greater China Discovery Series coverage does not have a formal 12 months Target Price and the recommendation is based on an investment period specified by the analyst in the report.

Global Disclaimer

© 2020 Yuanta. All rights reserved. The information in this report has been compiled from sources we believe to be reliable, but we do not hold ourselves responsible for its completeness or accuracy. It is not an offer to sell or solicitation of an offer to buy any securities. All opinions and estimates included in this report constitute our judgment as of this date and are subject to change without notice.

This report provides general information only. Neither the information nor any opinion expressed herein constitutes an offer or invitation to make an offer to buy or sell securities or other investments. This material is prepared for general circulation to clients and is not intended to provide tailored investment advice and does not take into account the individual financial situation and objectives of any specific person who may receive this report. Investors should seek financial advice regarding the appropriateness of investing in any securities, investments or investment strategies discussed or recommended in this report. The information contained in this report has been compiled from sources believed to be reliable but no representation or warranty, express or implied, is made as to its accuracy, completeness or correctness. This report is not (and should not be construed as) a solicitation to act as securities broker or dealer in any jurisdiction by any person or company that is not legally permitted to carry on such business in that jurisdiction.

Yuanta research is distributed in the United States only to Major U.S. Institutional Investors (as defined in Rule 15a-6 under the Securities Exchange Act of 1934, as amended and SEC staff interpretations thereof). All transactions by a US person in the securities mentioned in this report must be effected through a registered broker-dealer under Section 15 of the Securities Exchange Act of 1934, as amended. Yuanta research is distributed in Taiwan by Yuanta Securities Investment Consulting. Yuanta research is distributed in Hong Kong by Yuanta Securities (Hong Kong) Co. Limited, which is licensed in Hong Kong by the Securities and Futures Commission for regulated activities, including Type 4 regulated activity (advising on securities). In Hong Kong, this research report may not be redistributed, retransmitted or disclosed, in whole or in part or any form or manner, without the express written consent of Yuanta Securities (Hong Kong) Co. Limited.