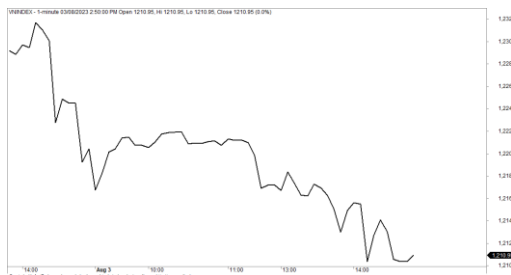


當日市場：跌幅占主導地位
2023/08/04
市場走勢

市場指數	VNI	HNI	UPCOM
收盤	1,210.95	239.77	91.02
%日	-0.78%	-0.64%	0.15%
%週	1.14%	1.75%	2.69%
%月	7.59%	5.81%	6.12%
%年	-3.11%	-19.57%	0.78%
成交值(Bil.VND)			
當日	9,763	1,044	442
日均量/週	22,600	2,009	1,577
日均量/月	18,859	1,772	1,187
外資進出			
買進	1,103.60	45.38	10.58
賣出	1,178.09	10.02	65.08
買賣超	-74.48	35.35	-54.50
市場漲跌家數			
上漲	138	70	149
下跌	305	122	107
持平	56	73	84
市場指標			
P/E	14.46	20.09	17.44
總市值 (兆盾)	4,901	303	1,101
股息殖利率	1.80%	3.07%	6.11%

資料源: Bloomberg – YSVN

VNINDEX

HNIINDEX

市場走勢

由於拋售壓力強勁增加，導致指數收盤下跌，跌幅在尾盤占主導地位。VN-Index 收盤下跌 0.86% 至 1210.95 點，HNX-Index 下跌 0.64%，Upcom-Index 上漲 0.15%。3 大市場的交易額達到 23 兆 1,710 億越南盾。ACB、FPT、MSN、MWG、NVL、SAB 是逆市而行的股票，漲幅分別為 1-2%。另一方面，拋售在當日擴散市場，如 BID、BVH、HDB、HPG、PLX、VHM、TPB、SSI 和 STB 大幅下跌。漲跌股數分別為 7 檔上漲股和 22 檔下跌股。

現金流傾向於流入零售（DGW、FRT、MWG）、汽車分銷（HAX、CTF）。另一方面，鋼鐵（HPG、NKG）、建築（VCG、CII）、石油股被強勁拋售。

外資在整個市場賣超 880 億越南盾，其中 CTG（780 億）、DCM（780 億）、MSN（670 億）被拋售最多的股票。另一方面，HPG（880 億）、VND（600 億）、MWG（500 億）在買超方面領先。

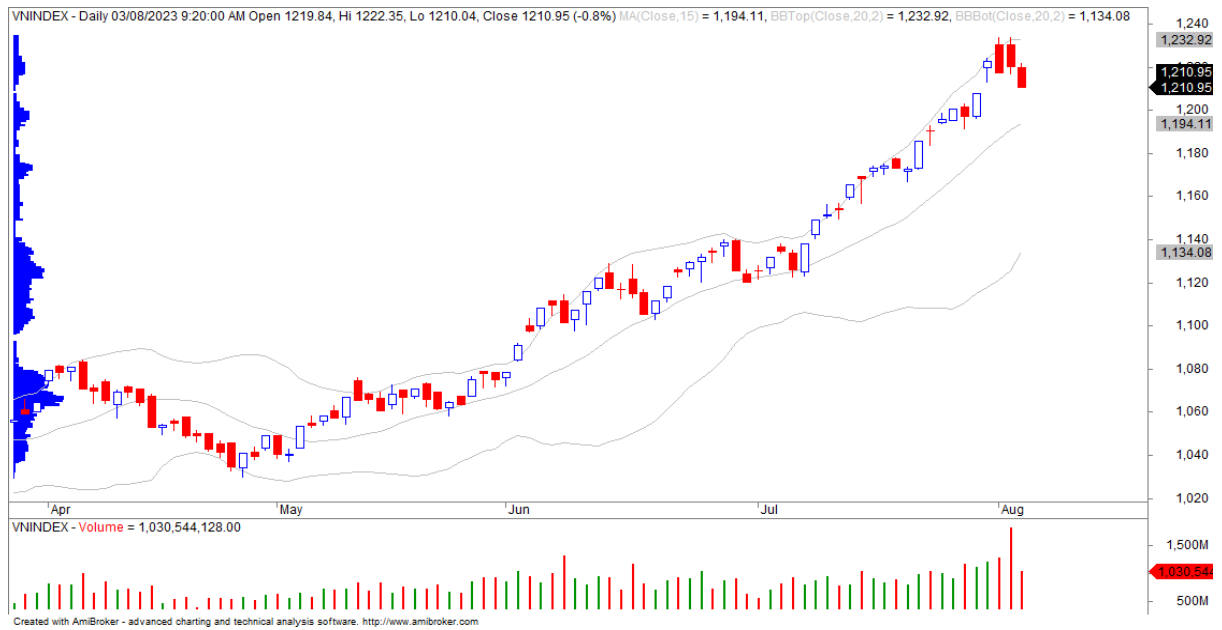
市場短期觀點

我們認為，市場可能會在下個交易日回歸上漲趨勢。積極點是，現金流出現流入中型股的跡象，顯示現金流並沒有出現退出市場的跡象，而是主要從大型股流入中小型股。同時，市場可能會出現進入短期調整階段的跡象，因此市場仍可能在窄幅波動，現金流可能在各類股票之間分化。

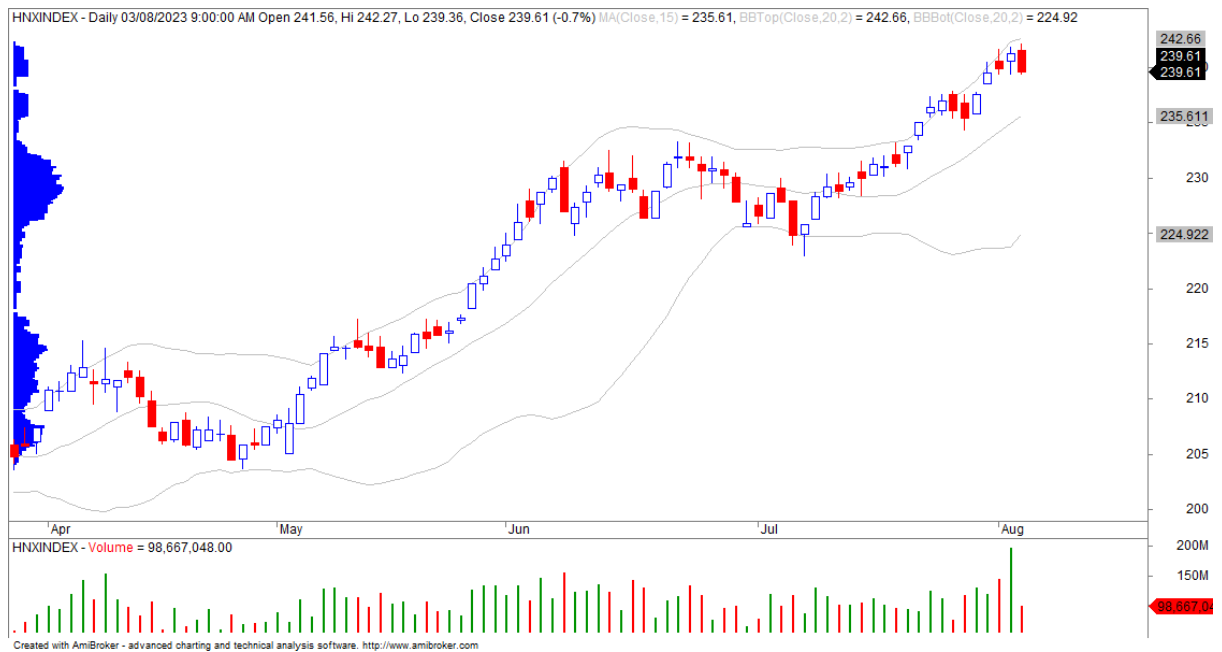
大盤的短期走勢依然上漲。因此，我們建議短期投資者可以繼續持有投資組合中較高比例的股票，並不應在市場調整時拋售。

請在 <https://ysradar.yuenta.com.vn/> 查看有關股票的信號。

技術分析圖



指數技術分析圖 VN-Index



指數技術分析圖 HNX-Index

指數	短期趨勢	中期趨勢	阻力區 1	阻力區 2	支撐區 1	支撐區 2
VN-Index	上漲	上漲	1220	1300	870	800
HNX-Index	上漲	上漲	224	250	189	160
VN30	上漲	上漲	1240	1300	980	960
VNMidcaps	上漲	上漲	1230	1250	963	900
VNSmallcaps	上漲	上漲	1200	1250	804	750

胡志明市交易所 (HSX)

	收盤	漲跌%
VNI	1210.95	-0.78%
VN30	1210.8	-0.86%
VN Mid	1650.66	-0.25%
VN Small	1410.58	0.07%

河內交易所 (HSX)

	收盤	漲跌%
HNI	239.77	-0.64%
HN30	479.74	-1.00%
VNX AllSh	1193.88	-0.61%

UPCOM 市場 (UPCoM)

	收盤	漲跌%
UPCoM	91.02	0.15%

外資交易	成交值 (Bil.VND)
買進	1103.6
賣出	1178.09
買超/賣超	-74.48

外資交易	成交值 (Bil.VND)
買進	45.38
賣出	10.02
買超/賣超	35.35

外資交易	成交值 (Bil.VND)
買進	10.58
賣出	65.08
買超/賣超	-54.50

上漲排名/ 股碼	漲跌(VND)	漲跌%
CTF	2000	6.67%
PET	1200	4.07%
HAX	600	3.87%
DGW	2000	3.70%
FRT	2600	3.40%

上漲排名/ 股碼	漲跌(VND)	漲跌%
VC7	2000	9.57%
IDJ	200	3.08%
OCH	200	2.38%
DDG	200	2.33%
CEO	200	1.05%

上漲排名/ 股碼	漲跌(VND)	漲跌%
VSF	3063	14.12%
DGT	752	8.64%
SGB	1276	7.83%
NAB	524	4.09%
G36	379	3.79%

下跌排名/ 股碼	漲跌(VND)	漲跌%
BMP	-6300	-6.58%
VCG	-1050	-3.85%
VHM	-1800	-2.91%
DHC	-1150	-2.80%
PVD	-700	-2.70%

下跌排名/ 股碼	漲跌(VND)	漲跌%
VC3	-1000	-3.83%
EVS	-400	-3.70%
PVI	-1900	-3.67%
PVS	-1000	-2.94%
BCC	-400	-2.76%

下跌排名/ 股碼	漲跌(VND)	漲跌%
HAN	-893	-4.47%
PVM	-528	-3.09%
DVN	-650	-3.07%
PXL	-192	-1.90%
DRI	-102	-1.23%

*備註: 市值>5,000 億盾; 成交值>15 億盾

市值排名/ 股碼	Bil.VND
VCB	511,403
VHM	269,535
BID	248,374
VIC	222,352
GAS	192,161

市值排名/ 股碼	Bil.VND
PVS	16,251
IDC	15,972
THD	14,070
SHS	12,360
PVI	12,134

市值排名/ 股碼	Bil.VND
ACV	177,613
VGI	77,377
BSR	62,292
MCH	55,498
VEA	51,526

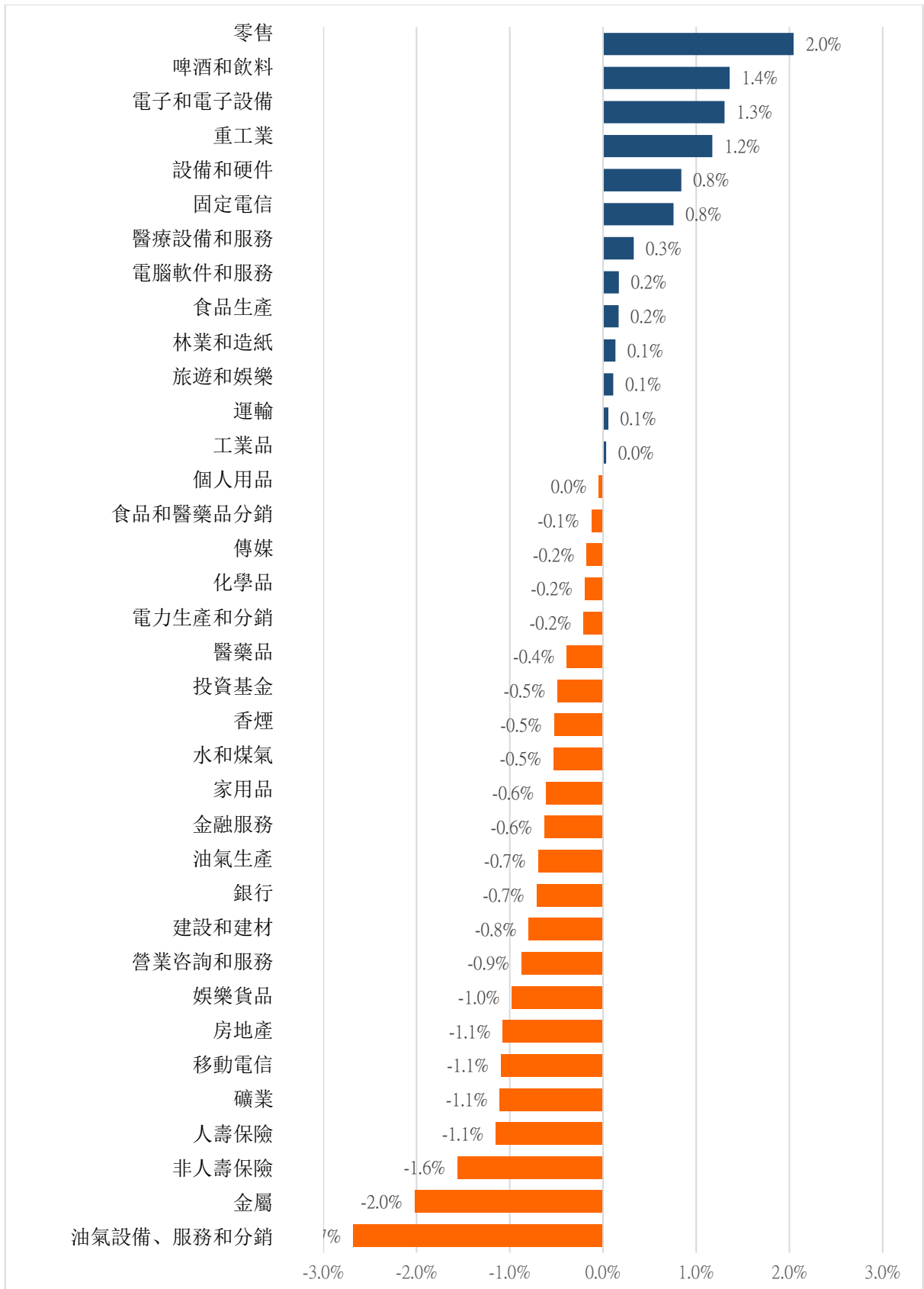
交易量排名/ 股碼	成交值	30 日均
HPG	58,359,719	22,270,721
VND	47,190,400	33,771,883
NVL	42,858,100	39,990,400
VIX	38,040,000	22,429,175
DXG	29,997,900	21,604,226

交易量排名/ 股碼	成交值	30 日均
SHS	14,969,468	18,189,567
CEO	9,627,808	9,583,376
PVS	7,404,810	5,520,867
HUT	6,377,803	3,760,236
IDC	5,176,861	3,370,886

交易量排 名/股碼	成交值	30 日均
BSR	13,080,902	9,632,336
C4G	7,603,349	3,390,729
ABB	3,118,570	2,433,526
DGT	3,071,276	926,636
DDV	2,396,825	2,053,446

資料源: Bloomberg & Yuanta Research

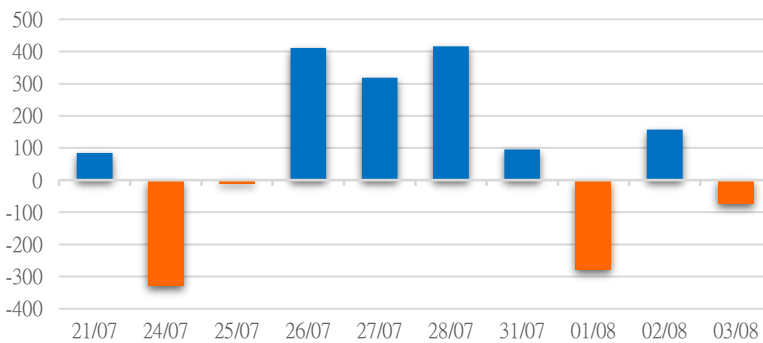
各行業板塊的交易走勢



資料源: FinPro - YSVN

外資買進賣統計

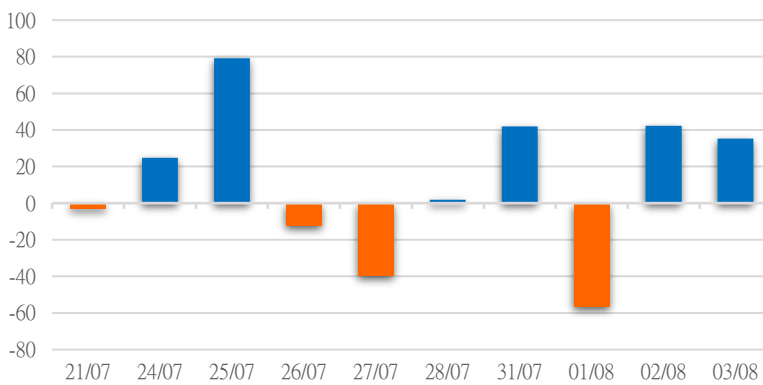
HSX 外資每日買/賣超



證券代碼	買超金額 (Mil.VND)	證券代碼	賣超金額 (Mil.VND)
CTG	78,500	HPG	88,451
DCM	78,366	VND	60,107
MSN	66,690	MWG	54,015
CTF	48,900	CTD	31,954
FRT	30,240	VCB	26,144

HSX 外資買/賣超的前 5 名

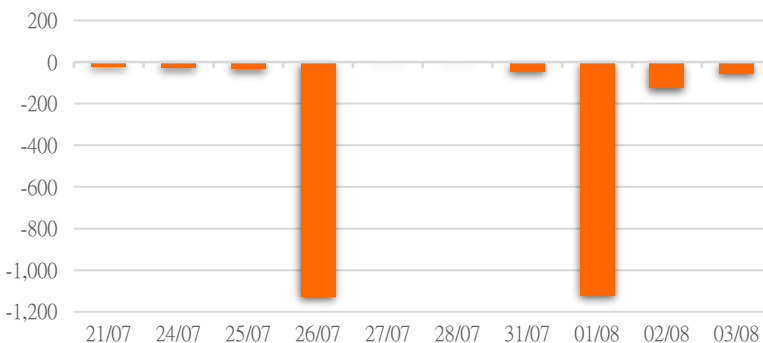
HNX 外資每日買/賣超



證券代碼	買超金額 (Mil.VND)	證券代碼	賣超金額 (Mil.VND)
IDC	27,462	MBG	2,943
PVS	6,448	NVB	1,277
TNG	3,685	MCF	1,202
PVI	2,215	DTD	855
HUT	744	OCH	506

HNX 外資買/賣超的前 5 名

UPCOM 外資每日買/賣超



證券代碼	買超金額 (Mil.VND)	證券代碼	賣超金額 (Mil.VND)
MCH	3,969	VEA	47,493
ACV	3,021	QNS	7,419
PGB	1,161	VTP	5,250
BSR	591	VGT	2,346
CC1	468	MCM	778

UPCOM 外資買/賣超的前 5 名

源: FinPro – YSVN

自營統計

證券代碼	買超金額 (Mil.VND)	證券代碼	賣超金額 (Mil.VND)
HPG	41,398	MBB	16,401
FUEVFNVD	36,797	HSG	15,926
STB	23,290	SGN	15,200
ACB	22,959	E1VFN30	12,018
FRT	18,197	VHM	11,938

HSX 自營交易最大前名

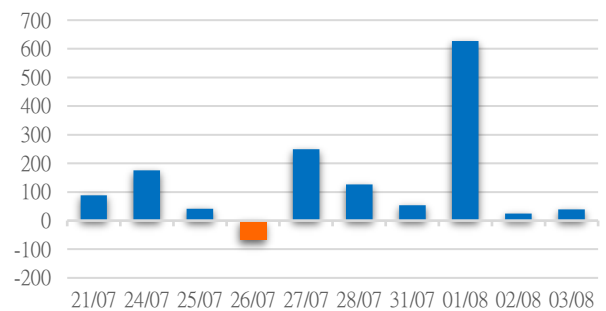
證券代碼	買超金額 (Mil.VND)	證券代碼	賣超金額 (Mil.VND)
PVS	7,293.00	GKM	2,438
TAR	221.00	IDC	1,453.5
IDV	74.00		

HNX 自營交易最大前名

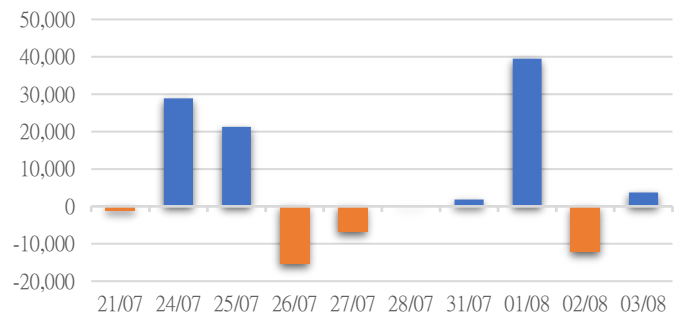
證券代碼	買超金額 (Mil.VND)	證券代碼	賣超金額 (Mil.VND)

UPCoM 自營交易最大前名

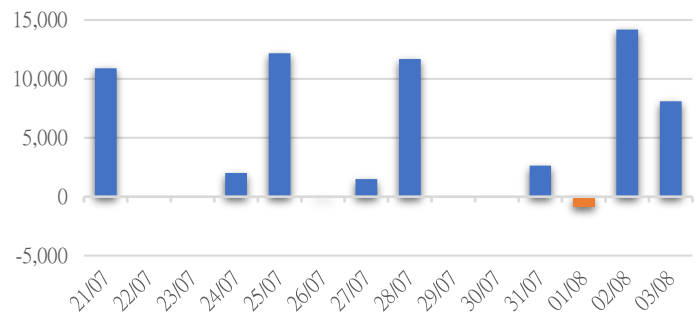
HSX 自營交易每日買/賣超 (Bil.VND)



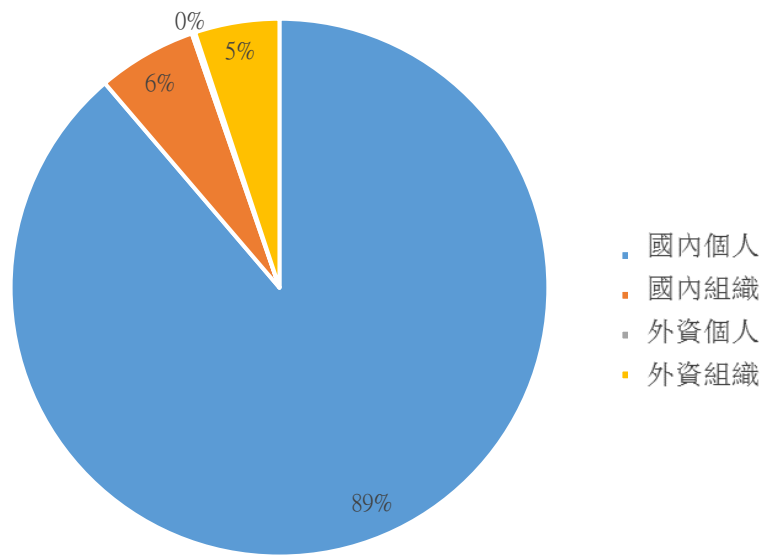
HNX 自營交易每日買/賣超 (Mil.VND)



UPCoM 自營交易每日買/賣超 (Mil.VND)



越南證券市場投資人類別統計



資料源: FiinPro – YSVN

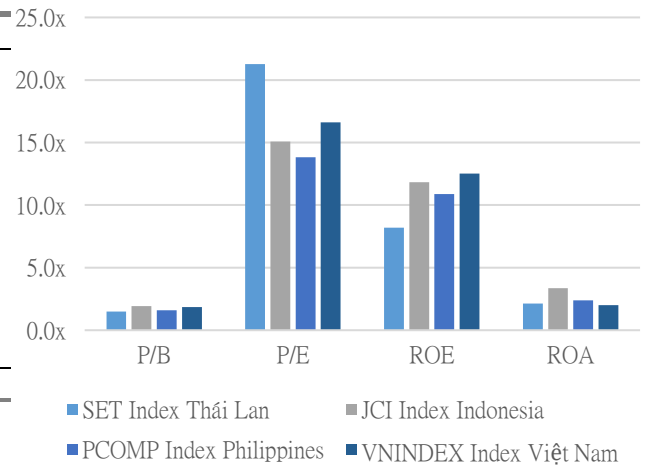
東南亞主要市場走勢比較



東南亞主要市場數據

		Thailand	Indonesia	Philippines	Vietnam
P/B		1.5x	1.9x	1.6x	1.9x
P/E		21.2x	15.1x	14.1x	16.5x
ROE	%	8.19	11.83	10.89	12.82
ROA	%	2.13	3.35	2.40	2.03
Vốn hóa	Tỷ USD	551.24	666.18	172.38	203.28
GTGD	Triệu USD	1.69	0.59	0.04	0.86
LS cổ tức	%	3.13	4.02	2.50	1.56

源: Bloomberg & YSVN



■ SET Index Thái Lan ■ JCI Index Indonesia
■ PCOMP Index Philippines ■ VNINDEX Index Việt Nam

元大證券（越南）公司

個人客戶分析部

Nguyễn Thế Minh
研究分析經理
+84 28 3622 6868 ext 3826
minh.nguyen@yuanta.com.vn

Lý Thị Hiền
研究分析主管
+84 28 3622 6868 ext 3908
hien.ly@yuanta.com.vn

Quách Đức Khánh
研究分析副主管
+84 28 3622 6868 ext 3833
khanh.quach@yuanta.com.vn

Khổng Hữu Hiệp
高級分析專員
+84 28 3622 6868 ext 3912
hiiep.khong@yuanta.com.vn

Nguyễn Trịnh Ngọc Hồng
高級分析專員
+84 28 3622 6868 ext 3832
hong.nguyen@yuanta.com.vn

Phạm Tấn Phát
高級分析專員
+84 28 3622 6868 ext 3880
phat.pham@yuanta.com.vn

個人客戶業務部

Phạm Đắc Thành
北部分行經理
+84 28 3622 6868 ext 3416
thanh.pham@yuanta.com.vn

Võ Thị Thu Thủy
平陽分行經理
+84 28 3622 6868 ext 3505
thuy.vo@yuanta.com.vn

Lương Kỳ Ty
堤岸分行經理
+84 28 3622 6868 ext 3653
ty.luong@yuanta.com.vn

Bùi Quốc Phong
同奈分行經理
+84 28 3622 6868 ext 3701
phong.bui@yuanta.com.vn

Võ Đình Tuấn
峴港分行經理
+84 28 3622 6868 ext 3301
tuan.vo@yuanta.com.vn

Nguyễn Việt Quang
河內分行經理
+84 28 3622 6868 ext 3404
quang.nguyen@yuanta.com.vn

Đinh Thị Thu Cúc
頭頓分行經理
+84 28 3622 6868 ext 3203
cuc.dinh@yuanta.com.vn

Appendix A: Important Disclosures

Analyst Certification

Each research analyst primarily responsible for the content of this research report, in whole or in part, certifies that with respect to each security or issuer that the analyst covered in this report: (1) all of the views expressed accurately reflect his or her personal views about those securities or issuers; and (2) no part of his or her compensation was, is, or will be, directly or indirectly, related to the specific recommendations or views expressed by that research analyst in the research report.

Ratings Definitions

BUY: We have a positive outlook on the stock based on our expected absolute or relative return over the investment period. Our thesis is based on our analysis of the company's outlook, financial performance, catalysts, valuation and risk profile. We recommend investors add to their position.

HOLD-Outperform: In our view, the stock's fundamentals are relatively more attractive than peers at the current price. Our thesis is based on our analysis of the company's outlook, financial performance, catalysts, valuation and risk profile.

HOLD-Underperform: In our view, the stock's fundamentals are relatively less attractive than peers at the current price. Our thesis is based on our analysis of the company's outlook, financial performance, catalysts, valuation and risk profile.

SELL: We have a negative outlook on the stock based on our expected absolute or relative return over the investment period. Our thesis is based on our analysis of the company's outlook, financial performance, catalysts, valuation and risk profile. We recommend investors reduce their position.

Under Review: We actively follow the company, although our estimates, rating and target price are under review.

Restricted: The rating and target price have been suspended temporarily to comply with applicable regulations and/or Yuanta policies.

Note: Yuanta research coverage with a Target Price is based on an investment period of 12 months. Greater China Discovery Series coverage does not have a formal 12 month Target Price and the recommendation is based on an investment period specified by the analyst in the report.

Global Disclaimer

© 2018 Yuanta. All rights reserved. The information in this report has been compiled from sources we believe to be reliable, but we do not hold ourselves responsible for its completeness or accuracy. It is not an offer to sell or solicitation of an offer to buy any securities. All opinions and estimates included in this report constitute our judgment as of this date and are subject to change without notice.

This report provides general information only. Neither the information nor any opinion expressed herein constitutes an offer or invitation to make an offer to buy or sell securities or other investments. This material is prepared for general circulation to clients and is not intended to provide tailored investment advice and does not take into account the individual financial situation and objectives of any specific person who may receive this report. Investors should seek financial advice regarding the appropriateness of investing in any securities, investments or investment strategies discussed or recommended in this report. The information contained in this report has been compiled from sources believed to be reliable but no representation or warranty, express or implied, is made as to its accuracy, completeness or correctness. This report is not (and should not be construed as) a solicitation to act as securities broker or dealer in any jurisdiction by any person or company that is not legally permitted to carry on such business in that jurisdiction.

Yuanta research is distributed in the United States only to Major U.S. Institutional Investors (as defined in Rule 15a-6 under the Securities Exchange Act of 1934, as amended and SEC staff interpretations thereof). All transactions by a US person in the securities mentioned in this report must be effected through a registered broker-dealer under Section 15 of the Securities Exchange Act of 1934, as amended. Yuanta research is distributed in Taiwan by Yuanta Securities Investment Consulting. Yuanta research is distributed in Hong Kong by Yuanta Securities (Hong Kong) Co. Limited, which is licensed in Hong Kong by the Securities and Futures Commission for regulated activities, including Type 4 regulated activity (advising on securities). In Hong Kong, this research report may not be redistributed, retransmitted or disclosed, in whole or in part or any form or manner, without the express written