

當日市場：小型股的現金流保持不變

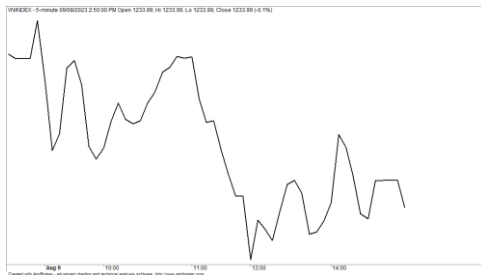
2023/08/10

市場走勢

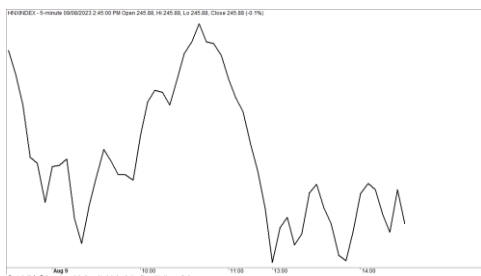
市場指數	VNI	HNI	UPCOM
收盤	1,233.99	245.88	93.80
%日	-0.66%	-0.08%	0.17%
%週	1.11%	1.89%	3.21%
%月	8.43%	8.88%	10.80%
%年	-1.97%	-18.42%	1.01%
成交值(Bil.VND)			
當日	9,763	1,044	442
日均量/週	23,171	2,079	1,517
日均量/月	20,404	1,873	1,354
外資進出			
買進	1,603.83	11.52	12.90
賣出	1,264.78	18.95	54.30
買賣超	339.05	-7.43	-41.40
市場漲跌家數			
上漲	138	120	149
下跌	305	83	107
持平	56	73	84
市場指標			
P/E	14.76	20.08	18.14
總市值 (兆盾)	5,001	308	1,126
股息殖利率	1.83%	2.98%	5.96%

資料源: Bloomberg – YSVN

VNINDEX



HNIINDEX



市場走勢

當日盤中的調整階段是主導走勢，大型股的拋售壓力占主導地位。VN-Index 收盤下跌 0.66%，止於 1233.99 點，HNX-Index 同步下跌 0.08%，Upcom-Index 上漲 0.17%。3 大市場的交易額均達到 22 兆 7,890 億越南盾。

市場的寬度繼續為負，VN30-Index 有 27 檔下跌股和 2 檔上漲股。STB（4.7%）收於 31,200，則也是該股過去一年來的新高。此外，HPG（2.2%）也有所復甦。另一方面，GVR、MWG、MSN、SSI、VNM、VHM、VIC、FPT 在當日小幅調整。

小型股持續吸引現金流，幫助 TTF、JVC、APH、FIT、HBC、DXS、HHS 等上漲 3% 以上。

外資繼續買超 2,800 億越南盾，其中 HPG（2,530 億）、MSN（1,570 億）和 SGN（980 億）在買超方面領先。另一方面，VHM（1 兆 2,750 億）、SSI（1,090 億）、VEA（350 億）被拋售最多的股票。

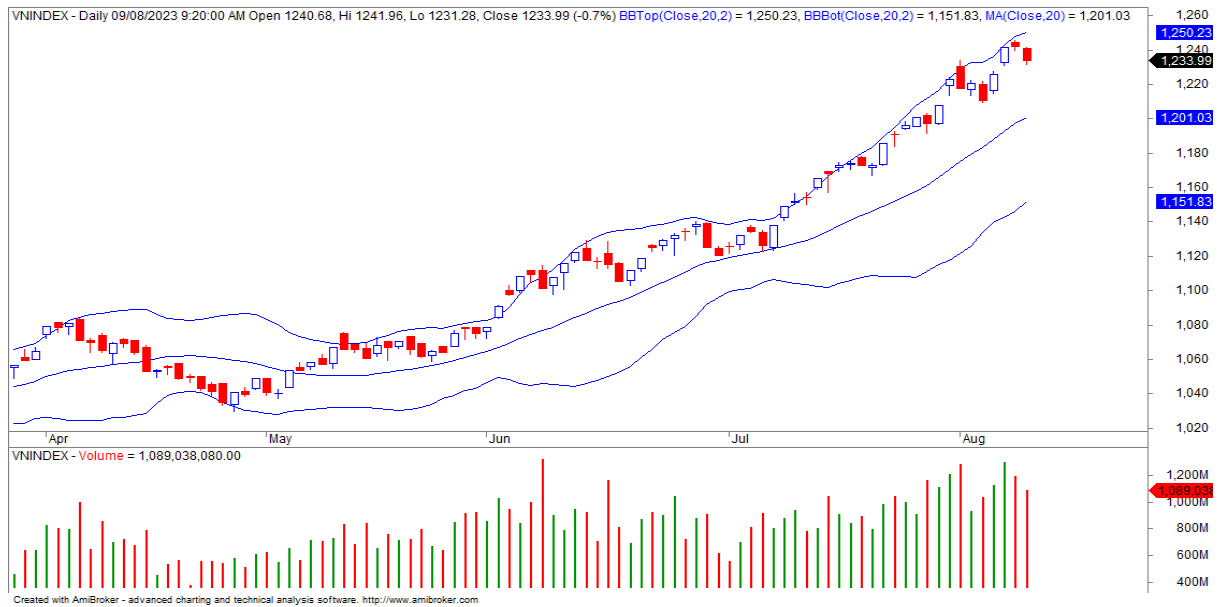
市場短期觀點

我們認為，市場可能會在下個交易日繼續小幅調整，並快速回歸上漲趨勢。同時，VN-Index 可能調整在 1,228 – 1,230 點最近的支撐位，尤其是短期風險有上漲的跡象，因此投資者在短期內應限制買進新股，並優先賬戶中現有的股票。此外，上漲情緒指標顯示投資者對當前趨勢仍持樂觀態度。

大盤的短期走勢依然上漲。因此，我們建議短期投資者可以繼續持有當前的投資組合，並在此期間限制買進新股。

請在 <https://ysradar.yuanta.com.vn/> 查看有關股票的信號。

技術分析圖



指數技術分析圖 VN-Index



指數技術分析圖 HNX-Index

指數	短期趨勢	中期趨勢	阻力區 1	阻力區 2	支撐區 1	支撐區 2
VN-Index	上漲	上漲	1220	1300	870	800
HNX-Index	上漲	上漲	224	250	189	160
VN30	上漲	上漲	1240	1300	980	960
VNMidcaps	上漲	上漲	1230	1250	963	900
VNSmallcaps	上漲	上漲	1200	1250	804	750

胡志明市交易所 (HSX)

	收盤	漲跌%
VNI	1233.99	-0.66%
VN30	1239.84	-0.64%
VN Mid	1675.17	-0.45%
VN Small	1448.13	0.40%

河內交易所 (HSX)

	收盤	漲跌%
HNI	245.88	-0.08%
HN30	492.69	-0.48%
VNX AllSh	1219.56	-0.52%

UPCOM 市場 (UPCoM)

	收盤	漲跌%
UPCoM	93.8	0.17%

外資交易	成交值 (Bil.VND)
買進	1603.83
賣出	1264.78
買超/賣超	339.05

外資交易	成交值 (Bil.VND)
買進	11.52
賣出	18.95
買超/賣超	-7.43

外資交易	成交值 (Bil.VND)
買進	12.90
賣出	54.30
買超/賣超	-41.40

上漲排名/ 股碼	漲跌(VND)	漲跌%
TEG	700	6.97%
SJS	3900	6.94%
ACG	2850	6.90%
NAF	1050	6.86%
TLH	590	6.77%

上漲排名/ 股碼	漲跌(VND)	漲跌%
DDG	900	9.68%
OCH	500	5.56%
VC7	1400	5.17%
AMV	200	3.77%
VGS	400	2.19%

上漲排名/ 股碼	漲跌(VND)	漲跌%
PXL	1198	11.63%
DTP	6584	7.32%
VNZ	55384	7.26%
CC1	1332	6.47%
VGX	1191	5.16%

下跌排名/ 股碼	漲跌(VND)	漲跌%
VHM	-2200	-3.50%
MIG	-600	-2.93%
SIP	-3800	-2.92%
VGC	-1300	-2.75%
PVT	-650	-2.67%

下跌排名/ 股碼	漲跌(VND)	漲跌%
VC2	-700	-4.17%
C69	-400	-3.39%
L18	-900	-2.29%
CEO	-400	-2.04%
MBS	-400	-1.89%

下跌排名/ 股碼	漲跌(VND)	漲跌%
DGT	-484	-4.52%
SBS	-232	-2.55%
VAB	-177	-2.06%
DSC	-464	-1.97%
BVB	-223	-1.91%

*備註: 市值>5,000 億盾; 成交值>15 億盾

市值排名/ 股碼	Bil.VND
VCB	506,932
VHM	273,454
VIC	255,534
BID	246,097
GAS	193,692

市值排名/ 股碼	Bil.VND
PVS	17,207
IDC	15,807
THD	14,350
SHS	13,092
BAB	12,085

市值排名/ 股碼	Bil.VND
ACV	177,175
VGI	77,218
BSR	63,213
MCH	58,214
VEA	53,019

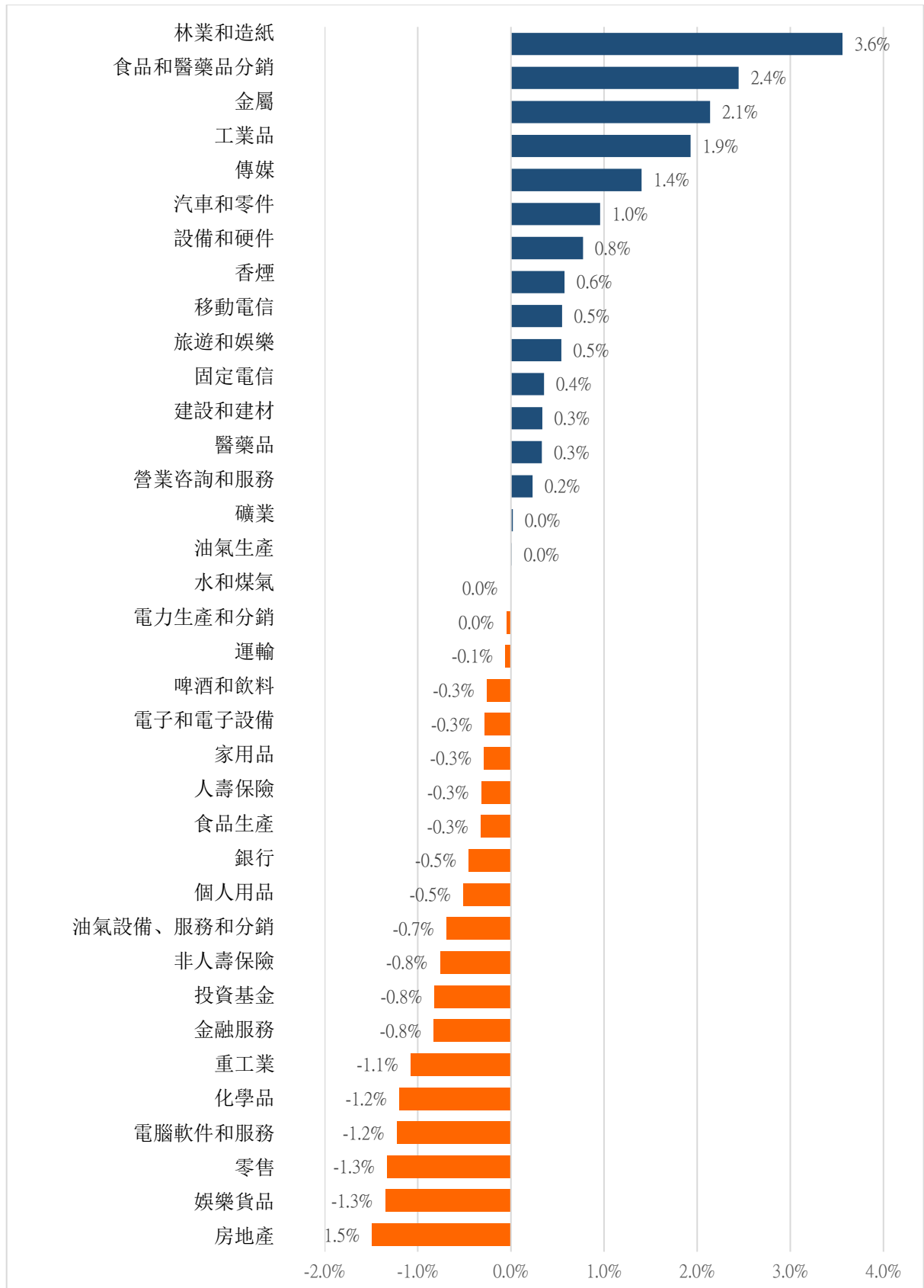
交易量排名/ 股碼	成交值	30 日均
NVL	44,761,900	45,920,570
HPG	42,762,952	23,739,668
STB	37,886,024	25,359,601
HQC	33,229,200	14,704,830
EIB	26,157,895	9,165,987

交易量排名/ 股碼	成交值	30 日均
SHS	18,753,251	18,107,511
AMV	9,452,049	3,206,358
DDG	7,650,034	1,815,441
CEO	7,166,359	10,554,690
PVS	4,942,838	5,997,613

交易量排 名/股碼	成交值	30 日均
BSR	8,033,863	10,159,807
LMH	5,158,454	1,132,841
VHG	4,624,026	2,875,547
C4G	4,491,040	4,335,603
ABB	3,904,754	3,098,596

資料源: Bloomberg & Yuanta Research

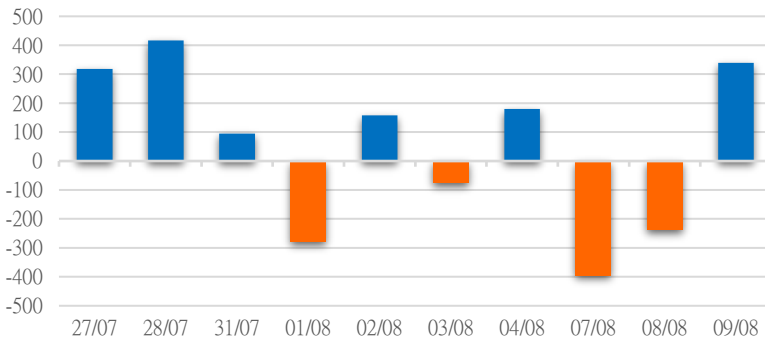
各行業板塊的交易走勢



資料源: FinPro - YSVN

外資買進賣統計

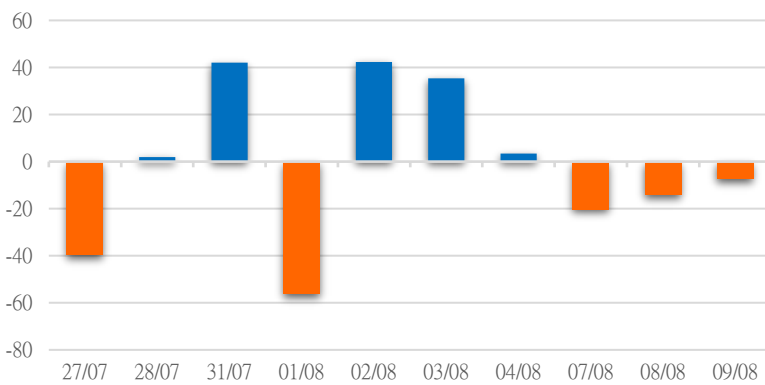
HSX 外資每日買/賣超



證券代碼	買超金額 (Mil.VND)	證券代碼	賣超金額 (Mil.VND)
HPG	253,298	VHM	126,768
MSN	157,426	SSI	109,392
SGN	97,206	VRE	28,193
MWG	63,078	FRT	25,535
VIC	44,190	VCB	21,742

HSX 外資買/賣超的前 5 名

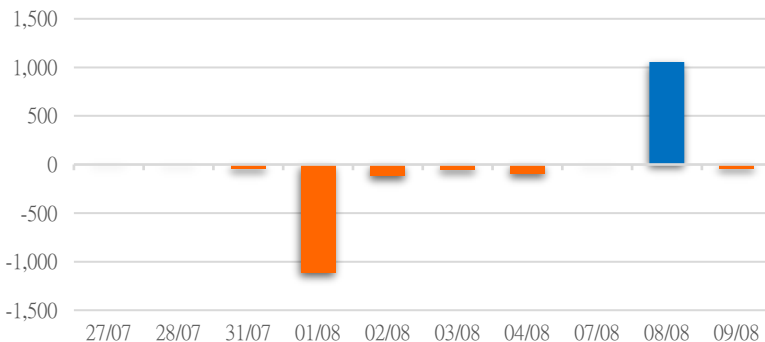
HNX 外資每日買/賣超



證券代碼	買超金額 (Mil.VND)	證券代碼	賣超金額 (Mil.VND)
SHS	6,585	CEO	10,240
IDC	1,160	TNG	4,153
VIG	553	NVB	1,112
VNR	483	MCF	885
MBS	260	VHL	580

HNX 外資買/賣超的前 5 名

UPCOM 外資每日買/賣超



證券代碼	買超金額 (Mil.VND)	證券代碼	賣超金額 (Mil.VND)
MPC	7,972	VEA	34,691
BSR	2,051	QNS	10,518
MCH	738	VGG	4,064
PGB	364	VGT	1,773
KVC	314	MCM	797

UPCOM 外資買/賣超的前 5 名

源: FiiPro - YSVN

自營統計

證券代碼	買超金額 (Mil.VND)	證券代碼	賣超金額 (Mil.VND)
E1VFN30	137,338	SGN	177,425
FUEVFN30	28,192	ACB	66,454
HSG	9,206	STB	56,552
PDR	8,720	VIB	26,368
GEX	6,840	MSN	22,168

HSX 自營交易最大前名

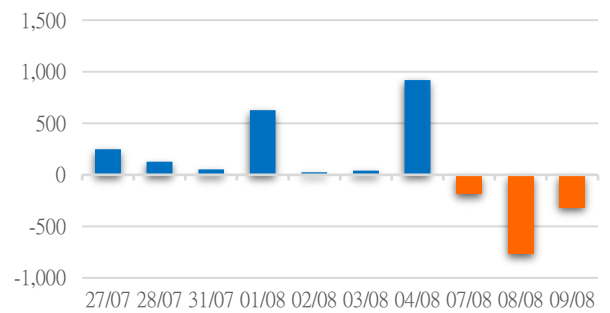
證券代碼	買超金額 (Mil.VND)	證券代碼	賣超金額 (Mil.VND)
HUT	6,125.00	PVS	16,809
L18	38.60	IDC	2,161.3
		S99	2.4
		TAR	2.2
		LIG	0.6

HNX 自營交易最大前名

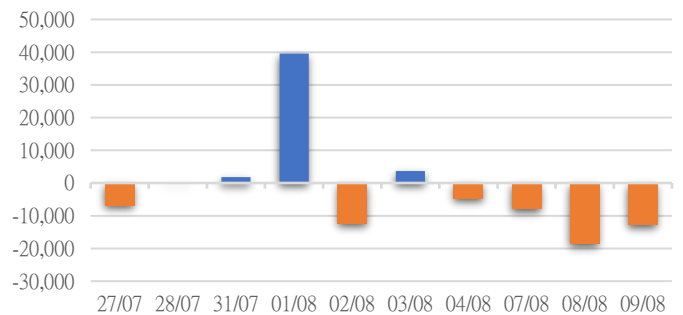
證券代碼	買超金額 (Mil.VND)	證券代碼	賣超金額 (Mil.VND)
VLC	939.02	BSR	1,423
NAB	157		

UPCoM 自營交易最大前名

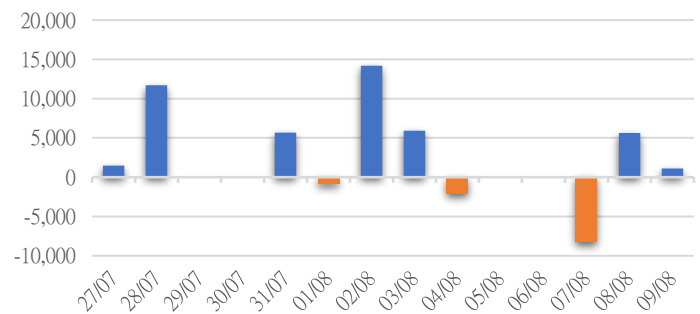
HSX 自營交易每日買/賣超 (BiL.VND)



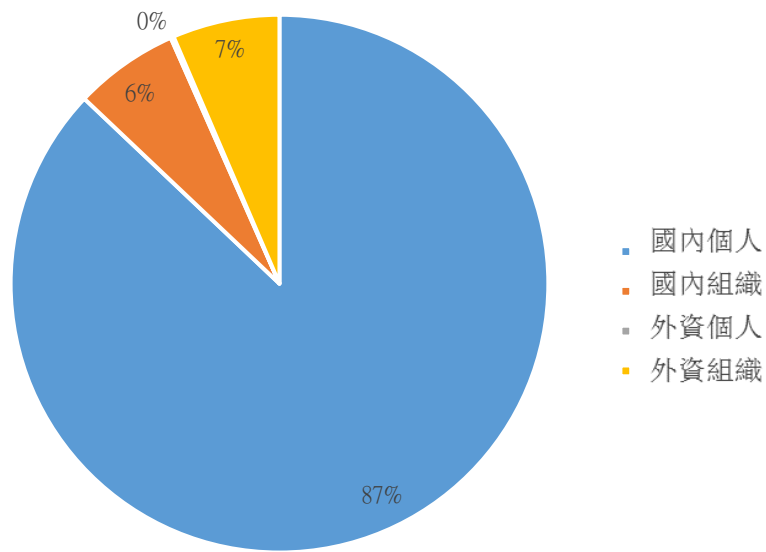
HNX 自營交易每日買/賣超 (Mil.VND)



UPCoM 自營交易每日買/賣超 (Mil.VND)

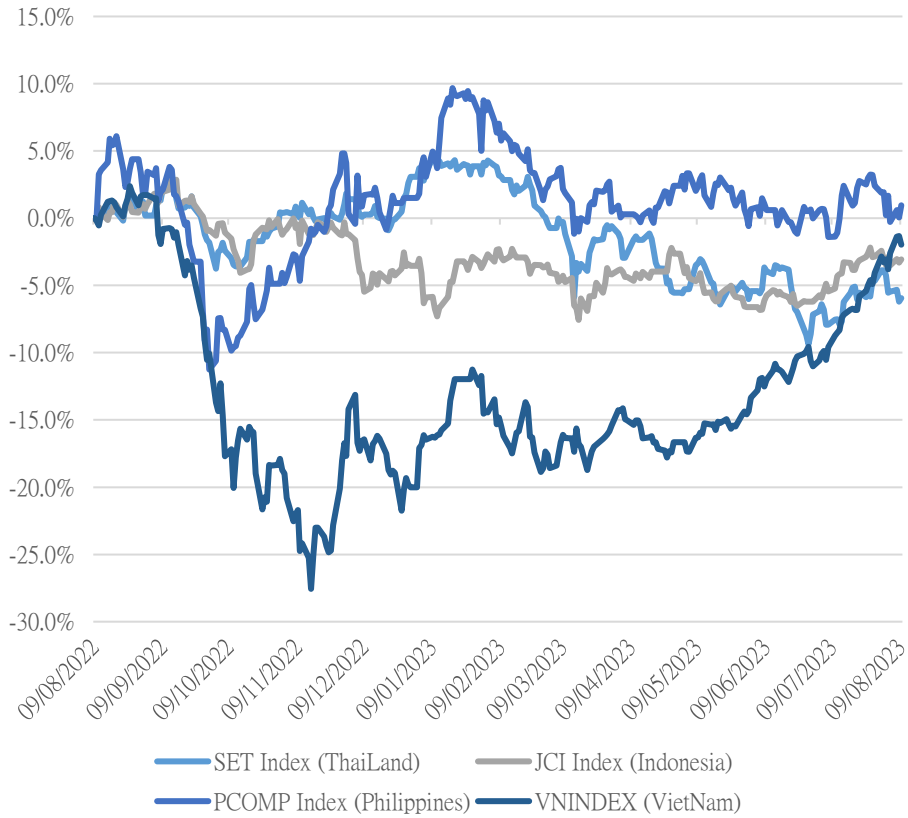


越南證券市場投資人類別統計



資料源: FiinPro – YSVN

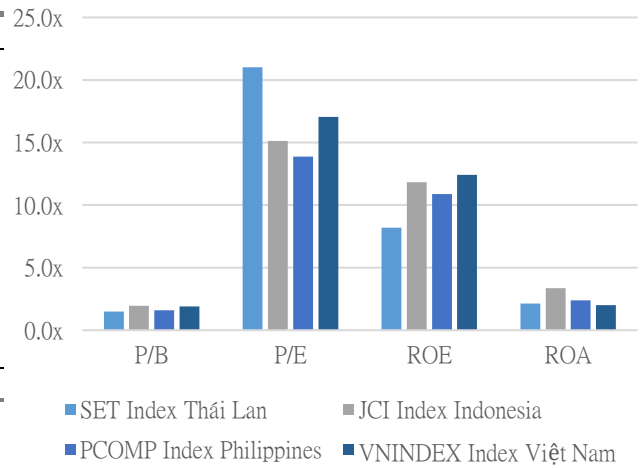
東南亞主要市場走勢比較



東南亞主要市場數據

		Thailand	Indonesia	Philippines	Vietnam
P/B		1.5x	1.9x	1.6x	1.9x
P/E		21.0x	15.1x	13.9x	17.1x
ROE	%	8.19	11.83	10.89	12.41
ROA	%	2.13	3.36	2.40	1.99
Vốn hóa	Tỷ USD	535.76	660.14	165.13	208.58
GTGD	Triệu USD	1.23	0.47	0.05	0.92
LS cổ tức	%	3.18	4.01	2.54	1.55

源: Bloomberg & YSVN



■ SET Index Thái Lan ■ JCI Index Indonesia
■ PCOMP Index Philippines ■ VNINDEX Index Việt Nam

元大證券（越南）公司

個人客戶分析部

Nguyễn Thế Minh
研究分析經理
+84 28 3622 6868 ext 3826
minh.nguyen@yuanta.com.vn

Lý Thị Hiền
研究分析主管
+84 28 3622 6868 ext 3908
hien.ly@yuanta.com.vn

Quách Đức Khánh
研究分析副主管
+84 28 3622 6868 ext 3833
khanh.quach@yuanta.com.vn

Khổng Hữu Hiệp
高級分析專員
+84 28 3622 6868 ext 3912
hiep.khong@yuanta.com.vn

Nguyễn Trịnh Ngọc Hồng
高級分析專員
+84 28 3622 6868 ext 3832
hong.nguyen@yuanta.com.vn

Phạm Tấn Phát
高級分析專員
+84 28 3622 6868 ext 3880
phat.pham@yuanta.com.vn

個人客戶業務部

Phạm Đắc Thành
北部分行經理
+84 28 3622 6868 ext 3416
thanh.pham@yuanta.com.vn

Võ Thị Thu Thủy
平陽分行經理
+84 28 3622 6868 ext 3505
thuy.vo@yuanta.com.vn

Lương Kỳ Ty
堤岸分行經理
+84 28 3622 6868 ext 3653
ty.luong@yuanta.com.vn

Bùi Quốc Phong
同奈分行經理
+84 28 3622 6868 ext 3701
phong.bui@yuanta.com.vn

Võ Đình Tuấn
峴港分行經理
+84 28 3622 6868 ext 3301
tuan.vo@yuanta.com.vn

Nguyễn Việt Quang
河內分行經理
+84 28 3622 6868 ext 3404
quang.nguyen@yuanta.com.vn

Đinh Thị Thu Cúc
頭頓分行經理
+84 28 3622 6868 ext 3203
cuc.dinh@yuanta.com.vn

Appendix A: Important Disclosures

Analyst Certification

Each research analyst primarily responsible for the content of this research report, in whole or in part, certifies that with respect to each security or issuer that the analyst covered in this report: (1) all of the views expressed accurately reflect his or her personal views about those securities or issuers; and (2) no part of his or her compensation was, is, or will be, directly or indirectly, related to the specific recommendations or views expressed by that research analyst in the research report.

Ratings Definitions

BUY: We have a positive outlook on the stock based on our expected absolute or relative return over the investment period. Our thesis is based on our analysis of the company's outlook, financial performance, catalysts, valuation and risk profile. We recommend investors add to their position.

HOLD-Outperform: In our view, the stock's fundamentals are relatively more attractive than peers at the current price. Our thesis is based on our analysis of the company's outlook, financial performance, catalysts, valuation and risk profile.

HOLD-Underperform: In our view, the stock's fundamentals are relatively less attractive than peers at the current price. Our thesis is based on our analysis of the company's outlook, financial performance, catalysts, valuation and risk profile.

SELL: We have a negative outlook on the stock based on our expected absolute or relative return over the investment period. Our thesis is based on our analysis of the company's outlook, financial performance, catalysts, valuation and risk profile. We recommend investors reduce their position.

Under Review: We actively follow the company, although our estimates, rating and target price are under review.

Restricted: The rating and target price have been suspended temporarily to comply with applicable regulations and/or Yuanta policies.

Note: Yuanta research coverage with a Target Price is based on an investment period of 12 months. Greater China Discovery Series coverage does not have a formal 12 month Target Price and the recommendation is based on an investment period specified by the analyst in the report.

Global Disclaimer

© 2018 Yuanta. All rights reserved. The information in this report has been compiled from sources we believe to be reliable, but we do not hold ourselves responsible for its completeness or accuracy. It is not an offer to sell or solicitation of an offer to buy any securities. All opinions and estimates included in this report constitute our judgment as of this date and are subject to change without notice.

This report provides general information only. Neither the information nor any opinion expressed herein constitutes an offer or invitation to make an offer to buy or sell securities or other investments. This material is prepared for general circulation to clients and is not intended to provide tailored investment advice and does not take into account the individual financial situation and objectives of any specific person who may receive this report. Investors should seek financial advice regarding the appropriateness of investing in any securities, investments or investment strategies discussed or recommended in this report. The information contained in this report has been compiled from sources believed to be reliable but no representation or warranty, express or implied, is made as to its accuracy, completeness or correctness. This report is not (and should not be construed as) a solicitation to act as securities broker or dealer in any jurisdiction by any person or company that is not legally permitted to carry on such business in that jurisdiction.

Yuanta research is distributed in the United States only to Major U.S. Institutional Investors (as defined in Rule 15a-6 under the Securities Exchange Act of 1934, as amended and SEC staff interpretations thereof). All transactions by a US person in the securities mentioned in this report must be effected through a registered broker-dealer under Section 15 of the Securities Exchange Act of 1934, as amended. Yuanta research is distributed in Taiwan by Yuanta Securities Investment Consulting. Yuanta research is distributed in Hong Kong by Yuanta Securities (Hong Kong) Co. Limited, which is licensed in Hong Kong by the Securities and Futures Commission for regulated activities, including Type 4 regulated activity (advising on securities). In Hong Kong, this research report may not be redistributed, retransmitted or disclosed, in whole or in part or any form or manner, without the express written