

當日市場：市場繼續調整

2023/08/11

市場走勢

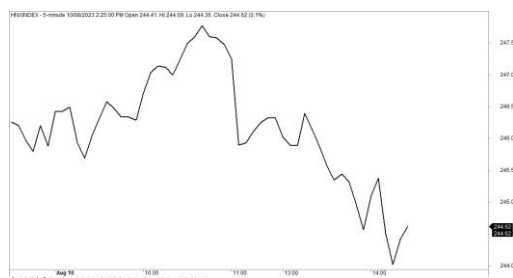
市場指數	VNI	HNI	UPCOM
收盤	1,220.61	243.91	93.10
%日	-1.08%	-0.80%	-0.75%
%週	1.11%	1.89%	3.21%
%月	8.43%	8.88%	10.80%
%年	-1.97%	-18.42%	1.01%
<b>成交值(Bil.VND)</b>			
當日	9,763	1,044	442
日均量/週	23,171	2,079	1,517
日均量/月	20,404	1,873	1,354
<b>外資進出</b>			
買進	596.78	21.06	16.28
賣出	645.90	29.71	19.52
買賣超	-49.11	-8.65	-3.24
<b>市場漲跌家數</b>			
上漲	138	64	149
下跌	305	125	107
持平	56	73	84
<b>市場指標</b>			
P/E	14.76	20.08	18.14
總市值 (兆盾)	5,001	308	1,126
股息殖利率	1.83%	2.98%	5.96%

資料源: Bloomberg – YSVN

VNINDEX



HNIINDEX



市場走勢

市場繼續調整，跌幅在當日較大。具體而言，VN-Index 收盤下跌 1.08%，止於 1220.61 點，HNX-Index 和 Upcom-Index 同步分別下跌 0.8% 和 0.75%。3 大市場的交易額均達到 22 兆 7,130 億越南盾。

跌幅繼續占主導地位，VN30-Index 籃子中有 24 檔下跌股和 3 檔上漲股。GAS (1%)、VIC (3.2%) 是當日表現良好的大型股。相反，BID、CTG、GVR、BCM、STB、VRE 下跌 2%。

NVL(3.5%)收於 20,600 越南盾/股，則是 HOSE 上最高的交易量。現金流主要集中在小型股，如 QCG、LEC、TDH、SJS、VPH 漲停。

外資在整個市場反轉賣超 3,540 億越南盾，其中 FUEVFNVD (940 億)、MSN (910 億)、VPB (830 億) 被拋售最多的股票。另一方面，VNM (680 億)、VIC (620 億)、VHM (390 億) 在買超方面領先。

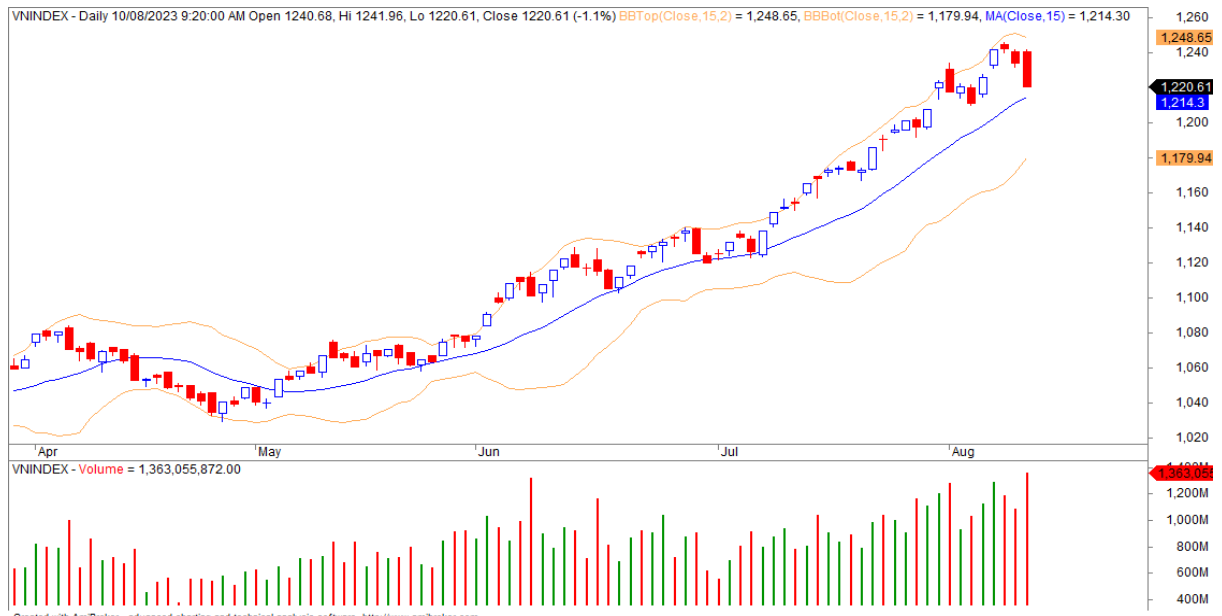
市場短期觀點

我們認為市場可能會延續下跌趨勢，但我們預計市場可能會快速收窄跌幅。積極點是，交易量微有減少，並低於 20 日均線，顯示目前拋售壓力的風險不大，但 VN-Index 的價格走勢圖跌破 10 日均線，並在 1220 點附近的支撐位，短期風險有上漲的跡象。此外，短期情緒指標仍處於樂觀階段。

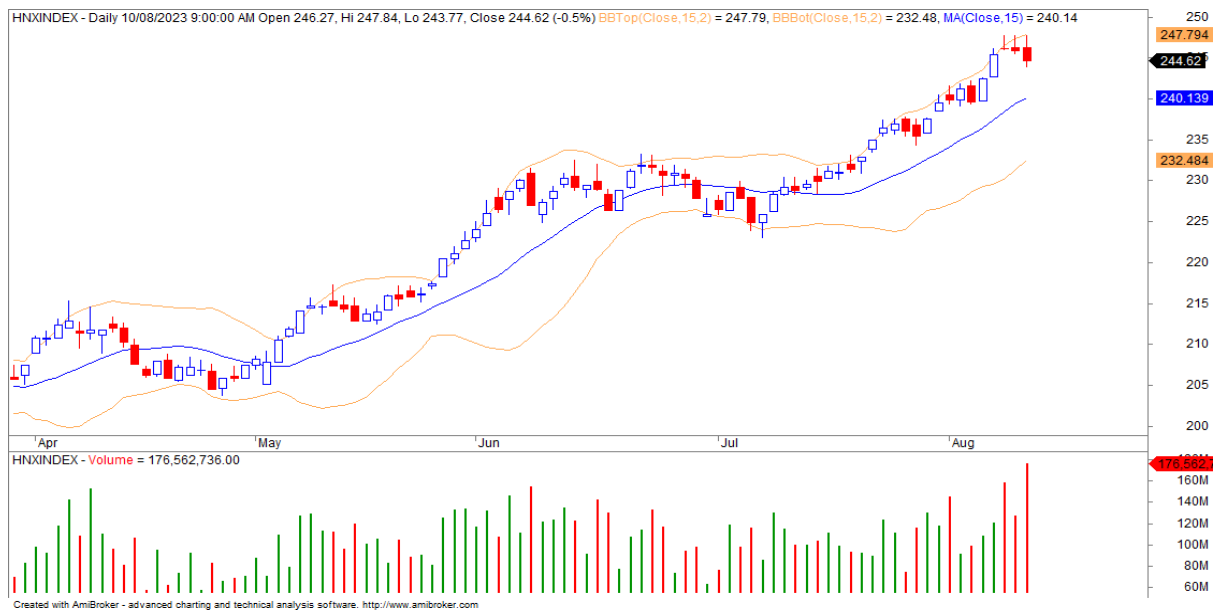
大盤的短期走勢依然上漲。因此，我們建議投資者可以繼續持有以及重組投資組合，並在此期間限制買進新股。

請在 <https://ysradar.yuanta.com.vn/> 查看有關股票的信號。

技術分析圖



指數技術分析圖 VN-Index



指數技術分析圖 HNX-Index

指數	短期趨勢	中期趨勢	阻力區 1	阻力區 2	支撐區 1	支撐區 2
VN-Index	上漲	上漲	1220	1300	870	800
HNX-Index	上漲	上漲	224	250	189	160
VN30	上漲	上漲	1240	1300	980	960
VNMidcaps	上漲	上漲	1230	1250	963	900
VNSmallcaps	上漲	上漲	1200	1250	804	750

**胡志明市交易所 (HSX)**

	收盤	漲跌%
VNI	1220.61	-1.08%
VN30	1226.2	-1.10%
VN Mid	1656.27	-1.13%
VN Small	1430.16	-1.24%

**河內交易所 (HSX)**

	收盤	漲跌%
HNI	243.91	-0.80%
HN30	488.07	-0.94%
VNX AllSh	1205.94	-1.12%

**UPCOM 市場 (UPCoM)**

	收盤	漲跌%
UPCoM	93.1	-0.75%

外資交易	成交值 (Bil.VND)
買進	596.78
賣出	645.9
買超/賣超	-49.11

外資交易	成交值 (Bil.VND)
買進	21.06
賣出	29.71
買超/賣超	-8.65

外資交易	成交值 (Bil.VND)
買進	16.28
賣出	19.52
買超/賣超	-3.24

上漲排名/ 股碼	漲跌(VND)	漲跌%
VPH	660	6.99%
SJS	4200	6.99%
TDH	370	6.85%
QCG	700	6.70%
SHP	1550	5.49%

上漲排名/ 股碼	漲跌(VND)	漲跌%
VC7	2800	9.82%
HTP	600	1.97%
PVC	300	1.54%
DHT	400	1.44%
API	100	1.43%

上漲排名/ 股碼	漲跌(VND)	漲跌%
TIN	1900	14.62%
VNZ	112566	13.76%
PXL	1118	9.72%
VGX	1291	5.31%
MVC	653	4.87%

下跌排名/ 股碼	漲跌(VND)	漲跌%
APG	-750	-6.88%
GIL	-2250	-6.85%
MSN	-5000	-5.68%
DBC	-1450	-5.31%
FRT	-3500	-4.52%

下跌排名/ 股碼	漲跌(VND)	漲跌%
MST	-400	-6.06%
DL1	-300	-5.00%
TAR	-1000	-4.48%
TNG	-800	-3.85%
AMV	-200	-3.64%

下跌排名/ 股碼	漲跌(VND)	漲跌%
HNI	-3282	-14.52%
ABW	-672	-4.63%
VHG	-148	-3.79%
AAS	-364	-3.14%
AFX	-425	-2.83%

\*備註: 市值>5,000 億盾; 成交值>15 億盾

市值排名/ 股碼	Bil.VND
VCB	504,137
VHM	263,875
VIC	250,957
BID	243,821
GAS	193,309

市值排名/ 股碼	Bil.VND
PVS	17,063
IDC	15,774
THD	14,245
SHS	12,848
KSF	12,030

市值排名/ 股碼	Bil.VND
ACV	177,498
VGI	77,642
BSR	63,582
MCH	58,846
VEA	52,359

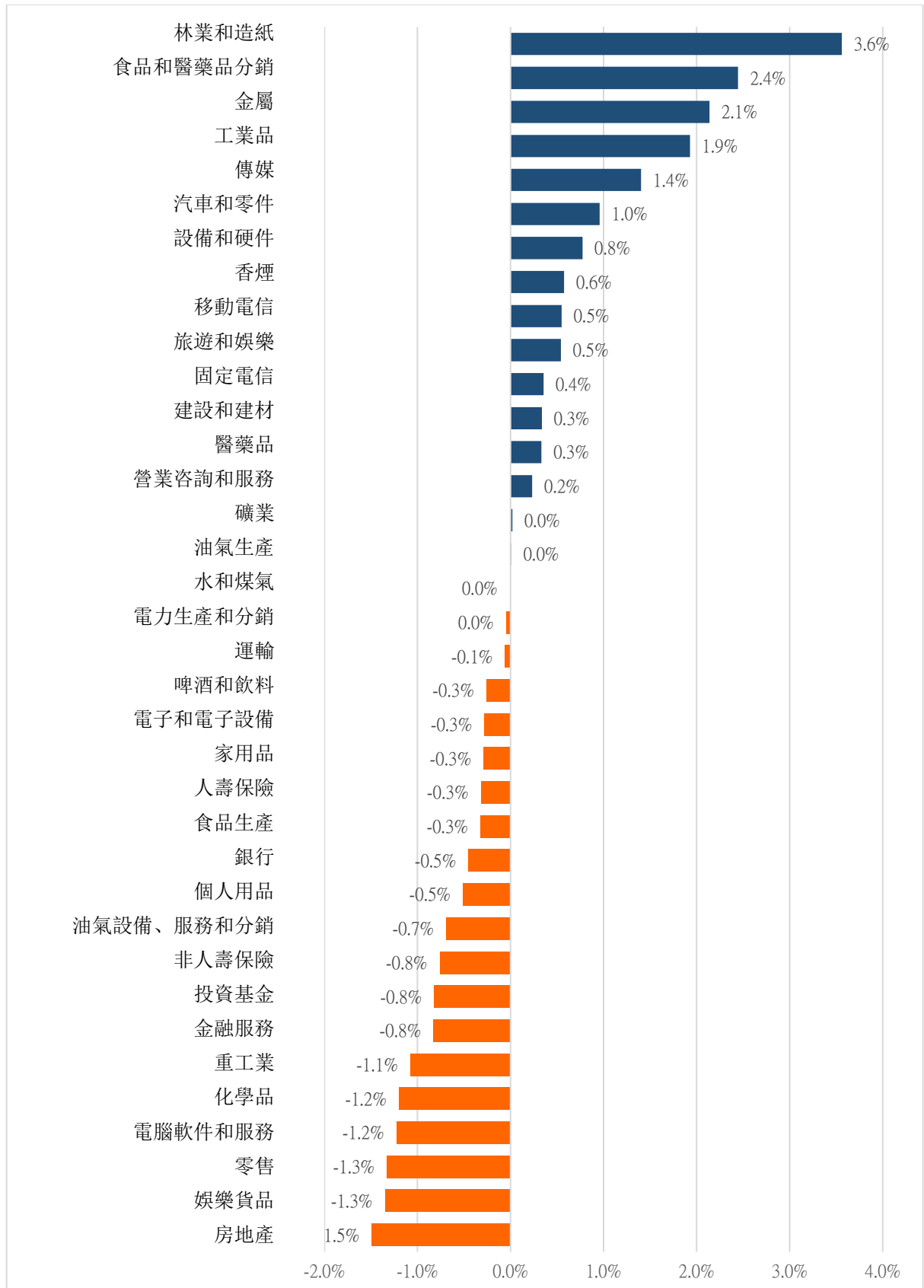
交易量排名/ 股碼	成交值	30 日均
NVL	61,799,700	45,869,886
GEX	25,474,100	19,009,739
SHB	24,666,400	21,243,044
SSI	24,032,175	16,666,675
DXG	22,831,100	25,212,771

交易量排名/ 股碼	成交值	30 日均
SHS	35,226,402	18,135,587
PVS	7,989,612	5,951,753
DDG	6,769,775	2,069,119
CEO	5,763,336	10,407,371
AMV	4,904,774	3,477,910

交易量排 名/股碼	成交值	30 日均
BSR	13,466,453	10,067,374
DGT	5,108,875	1,334,686
SBS	4,763,462	3,836,208
ABB	4,315,380	3,133,646
VHG	4,292,538	2,951,568

資料源: Bloomberg & Yuanta Research

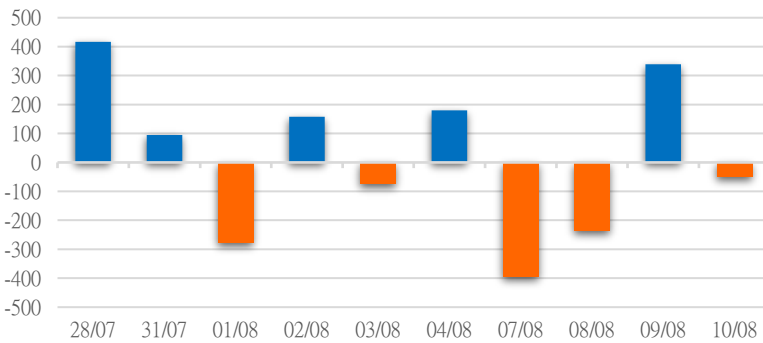
各行業板塊的交易走勢



資料源: FinPro - YSVN

外資買進賣統計

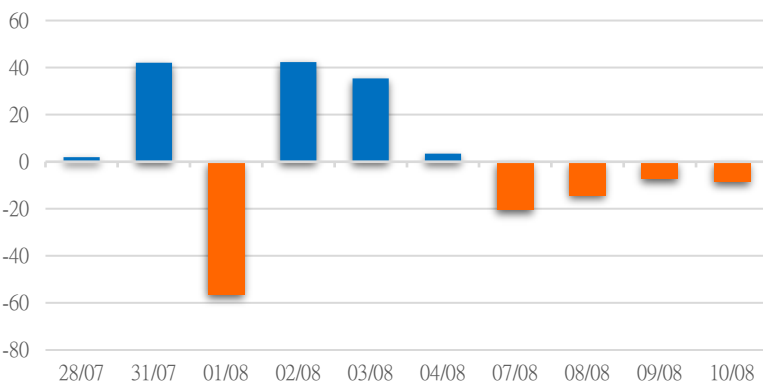
HSX 外資每日買/賣超



證券代碼	買超金額 (Mil.VND)	證券代碼	賣超金額 (Mil.VND)
VIC	39,640	E1VFN30	36,572
VNM	37,399	MSN	30,479
VHM	15,852	FUEVFN30	29,410
SHB	12,778	VPB	20,078
NVL	10,201	SSI	15,393

HSX 外資買/賣超的前 5 名

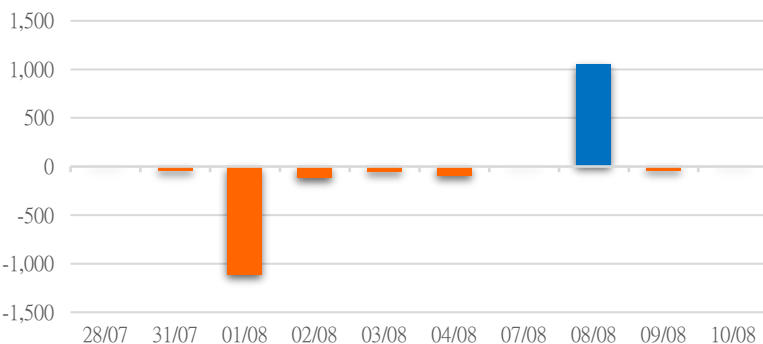
HNX 外資每日買/賣超



證券代碼	買超金額 (Mil.VND)	證券代碼	賣超金額 (Mil.VND)
SHS	3,532	TNG	15,089
PVS	3,318	DTD	8,904
IDC	2,529	NVB	1,514
BVS	2,468	CEO	304
VNR	2,319	HOM	285

HNX 外資買/賣超的前 5 名

UPCOM 外資每日買/賣超



證券代碼	買超金額 (Mil.VND)	證券代碼	賣超金額 (Mil.VND)
MPC	5,278	LTG	4,776
QNS	4,316	OIL	3,958
BSR	1,251	HNI	2,798
VTP	1,077	VGG	2,298
MCH	994	DDV	918

UPCOM 外資買/賣超的前 5 名

源: FiiPro - YSVN

自營統計

證券代碼	買超金額 (Mil.VND)	證券代碼	賣超金額 (Mil.VND)
E1VFN30	137,338	SGN	177,425
FUEVFN30	28,192	ACB	66,454
HSG	9,206	STB	56,552
PDR	8,720	VIB	26,368
GEX	6,840	MSN	22,168

HSX 自營交易最大前名

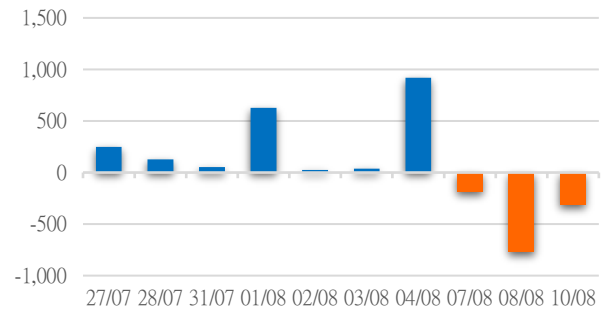
證券代碼	買超金額 (Mil.VND)	證券代碼	賣超金額 (Mil.VND)
TAR	436.00	PVS	2,815
IDC	129.17	IPA	889.9
PLC	114.00		

HNX 自營交易最大前名

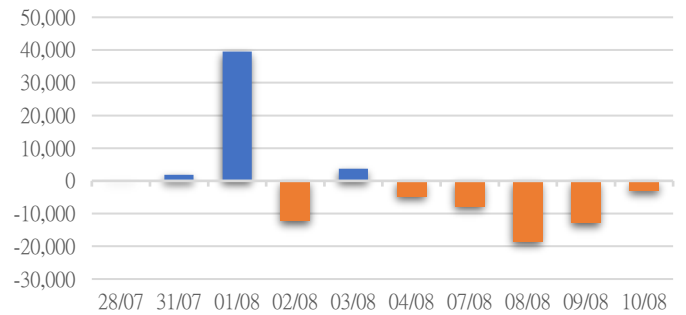
證券代碼	買超金額 (Mil.VND)	證券代碼	賣超金額 (Mil.VND)
BSR	1,259.00	QTP	15,400
NAB	327		
VLC	308		
TID	28		

UPCoM 自營交易最大前名

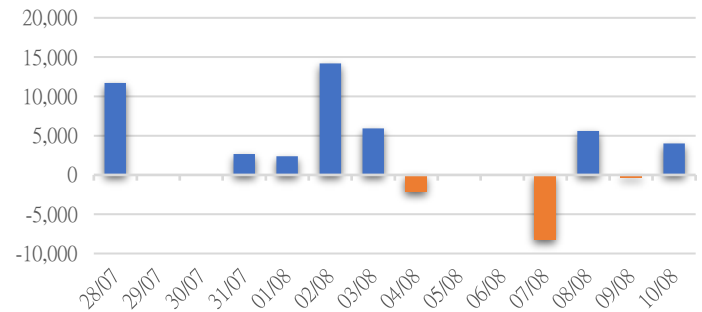
HSX 自營交易每日買/賣超 (Bil.VND)



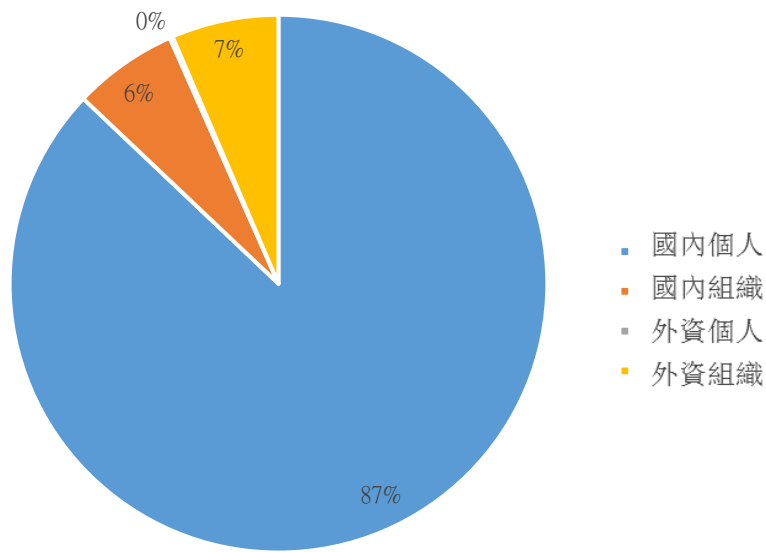
HNX 自營交易每日買/賣超 (Mil.VND)



UPCoM 自營交易每日買/賣超 (Mil.VND)

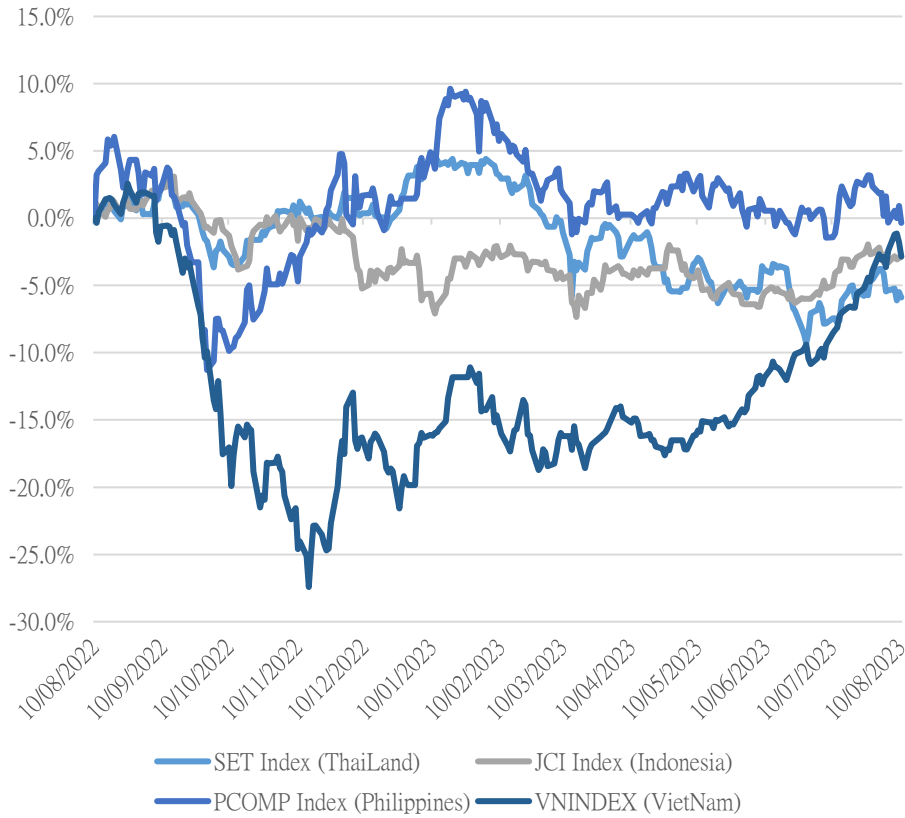


越南證券市場投資人類別統計



資料源: FiinPro – YSVN

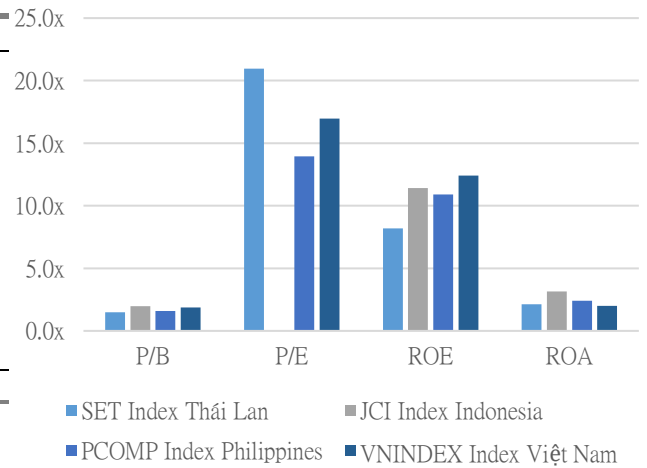
東南亞主要市場走勢比較



東南亞主要市場數據

		Thailand	Indonesia	Philippines	Vietnam
P/B		1.5x	1.9x	1.6x	1.9x
P/E		21.0x	15.1x	13.9x	17.1x
ROE	%	8.19	11.83	10.89	12.41
ROA	%	2.13	3.36	2.40	1.99
Vốn hóa	Tỷ USD	535.76	660.14	165.13	208.58
GTGD	Triệu USD	1.23	0.47	0.05	0.92
LS cổ tức	%	3.18	4.01	2.54	1.55

源: Bloomberg & YSVN





## 元大證券（越南）公司

### 個人客戶分析部

**Nguyễn Thế Minh**  
研究分析經理  
+84 28 3622 6868 ext 3826  
minh.nguyen@yuanta.com.vn

**Lý Thị Hiền**  
研究分析主管  
+84 28 3622 6868 ext 3908  
hien.ly@yuanta.com.vn

**Quách Đức Khánh**  
研究分析副主管  
+84 28 3622 6868 ext 3833  
khanh.quach@yuanta.com.vn

**Khổng Hữu Hiệp**  
高級分析專員  
+84 28 3622 6868 ext 3912  
hiiep.khong@yuanta.com.vn

**Nguyễn Trịnh Ngọc Hồng**  
高級分析專員  
+84 28 3622 6868 ext 3832  
hong.nguyen@yuanta.com.vn

**Phạm Tấn Phát**  
高級分析專員  
+84 28 3622 6868 ext 3880  
phat.pham@yuanta.com.vn

### 個人客戶業務部

**Phạm Đắc Thành**  
北部分行經理  
+84 28 3622 6868 ext 3416  
thanh.pham@yuanta.com.vn

**Võ Thị Thu Thủy**  
平陽分行經理  
+84 28 3622 6868 ext 3505  
thuy.vo@yuanta.com.vn

**Lương Kỳ Ty**  
堤岸分行經理  
+84 28 3622 6868 ext 3653  
ty.luong@yuanta.com.vn

**Bùi Quốc Phong**  
同奈分行經理  
+84 28 3622 6868 ext 3701  
phong.bui@yuanta.com.vn

**Võ Đình Tuấn**  
峴港分行經理  
+84 28 3622 6868 ext 3301  
tuan.vo@yuanta.com.vn

**Nguyễn Việt Quang**  
河內分行經理  
+84 28 3622 6868 ext 3404  
quang.nguyen@yuanta.com.vn

**Đinh Thị Thu Cúc**  
頭頓分行經理  
+84 28 3622 6868 ext 3203  
cuc.dinh@yuanta.com.vn

## Appendix A: Important Disclosures

### Analyst Certification

Each research analyst primarily responsible for the content of this research report, in whole or in part, certifies that with respect to each security or issuer that the analyst covered in this report: (1) all of the views expressed accurately reflect his or her personal views about those securities or issuers; and (2) no part of his or her compensation was, is, or will be, directly or indirectly, related to the specific recommendations or views expressed by that research analyst in the research report.

### Ratings Definitions

**BUY:** We have a positive outlook on the stock based on our expected absolute or relative return over the investment period. Our thesis is based on our analysis of the company's outlook, financial performance, catalysts, valuation and risk profile. We recommend investors add to their position.

**HOLD-Outperform:** In our view, the stock's fundamentals are relatively more attractive than peers at the current price. Our thesis is based on our analysis of the company's outlook, financial performance, catalysts, valuation and risk profile.

**HOLD-Underperform:** In our view, the stock's fundamentals are relatively less attractive than peers at the current price. Our thesis is based on our analysis of the company's outlook, financial performance, catalysts, valuation and risk profile.

**SELL:** We have a negative outlook on the stock based on our expected absolute or relative return over the investment period. Our thesis is based on our analysis of the company's outlook, financial performance, catalysts, valuation and risk profile. We recommend investors reduce their position.

**Under Review:** We actively follow the company, although our estimates, rating and target price are under review.

**Restricted:** The rating and target price have been suspended temporarily to comply with applicable regulations and/or Yuanta policies.

Note: Yuanta research coverage with a Target Price is based on an investment period of 12 months. Greater China Discovery Series coverage does not have a formal 12 month Target Price and the recommendation is based on an investment period specified by the analyst in the report.

### Global Disclaimer

© 2018 Yuanta. All rights reserved. The information in this report has been compiled from sources we believe to be reliable, but we do not hold ourselves responsible for its completeness or accuracy. It is not an offer to sell or solicitation of an offer to buy any securities. All opinions and estimates included in this report constitute our judgment as of this date and are subject to change without notice.

This report provides general information only. Neither the information nor any opinion expressed herein constitutes an offer or invitation to make an offer to buy or sell securities or other investments. This material is prepared for general circulation to clients and is not intended to provide tailored investment advice and does not take into account the individual financial situation and objectives of any specific person who may receive this report. Investors should seek financial advice regarding the appropriateness of investing in any securities, investments or investment strategies discussed or recommended in this report. The information contained in this report has been compiled from sources believed to be reliable but no representation or warranty, express or implied, is made as to its accuracy, completeness or correctness. This report is not (and should not be construed as) a solicitation to act as securities broker or dealer in any jurisdiction by any person or company that is not legally permitted to carry on such business in that jurisdiction.

Yuanta research is distributed in the United States only to Major U.S. Institutional Investors (as defined in Rule 15a-6 under the Securities Exchange Act of 1934, as amended and SEC staff interpretations thereof). All transactions by a US person in the securities mentioned in this report must be effected through a registered broker-dealer under Section 15 of the Securities Exchange Act of 1934, as amended. Yuanta research is distributed in Taiwan by Yuanta Securities Investment Consulting. Yuanta research is distributed in Hong Kong by Yuanta Securities (Hong Kong) Co. Limited, which is licensed in Hong Kong by the Securities and Futures Commission for regulated activities, including Type 4 regulated activity (advising on securities). In Hong Kong, this research report may not be redistributed, retransmitted or disclosed, in whole or in part or any form or manner, without the express written