

當日市場：市場延續上漲趨勢

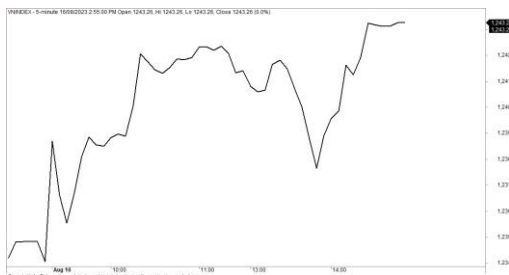
2023/08/17

市場走勢

市場指數	VNI	HNI	UPCOM
收盤	1,243.26	252.56	93.67
%日	0.75%	0.44%	0.19%
%週	0.75%	2.72%	-0.14%
%月	6.41%	9.72%	8.55%
%年	-2.47%	-16.65%	0.89%
成交值(Bil.VND)			
當日	9,763	1,044	442
日均量/週	20,979	2,194	1,162
日均量/月	20,982	1,954	1,248
外資進出			
買進	1,227.32	15.82	26.62
賣出	1,251.14	41.11	45.12
買賣超	-23.83	-25.30	-18.50
市場漲跌家數			
上漲	138	79	149
下跌	305	109	107
持平	56	73	84
市場指標			
P/E	14.66	20.39	17.98
總市值 (兆盾)	4,967	313	1,114
股息殖利率	1.86%	3.00%	5.31%

資料源: Bloomberg – YSVN

VNINDEX



HNIINDEX



市場走勢

Vinfast 股（代碼 VFS）在美國納斯達克上正式上市，並在盤初幫助股市情緒良好。VN-Index 收漲 0.75%，止於 1243.26 點，HNX-Index 和 Upcom-Index 同步分別上漲 0.44% 和 0.19%。3 大市場的交易額達到 21 兆 8,160 億越南盾。

Vinfast 的成功上市對相關股票產生了積極影響。具體而言，VIC 在開盤時漲停，並收於 75,600 越南盾/股。此外，TCB (3.7%) 在當日也大幅上漲。銀行股也再次良好，如 STB (4.4%)、BID (1.1%)。此外，FPT、VHM 和 VBP 也錄得良好的漲幅。另一方面，拋售力有所走弱，僅有 VJC (-1.1%) 小幅下跌。

DIG、DC4、VIX、TDH、MHC、DXS、HAX 等在當日積極上漲。

外資在整個市場繼續賣超 760 億越南盾，其中 VPB (860 億)、MSN (600 億)、VHM (420 億) 被拋售最多的股票。另一方面，VIC (1,860 億)、VRE (1,070 億)、CTG (510 億) 在買超方面領先。

市場短期觀點

我們認為市場可能會在下一個交易日繼續上漲，VN-Index 可能會測試 1,246 點的阻力位。同時，市場仍處於短期調整階段，因此 VN-Index 在未來 1-2 個交易日內可能無法突破 1,246 點的阻力位。積極點是 VN30-Index 的走勢更加積極，顯示現金流回歸流入大型股，但現金流在未來幾個交易日可能在各類股票之間分化。此外，短期情緒指標小幅下跌，顯示投資者比前一交易日更加謹慎，但投資者對當前市場走勢仍持樂觀態度。

大盤的短期走勢依然上漲。因此，我們建議投資者可以繼續持有當前短期投資組合，並在現階段限制買進新股，或者投資者僅應考慮低比例的股票買進新股以限制 T+ 風險。

請在 <https://ysradar.yuanta.com.vn/> 查看有關股票的信號。

技術分析圖



指數技術分析圖 VN-Index



指數技術分析圖 HNX-Index

指數	短期趨勢	中期趨勢	阻力區 1	阻力區 2	支撐區 1	支撐區 2
VN-Index	上漲	上漲	1220	1300	870	800
HNX-Index	上漲	上漲	224	250	189	160
VN30	上漲	上漲	1240	1300	980	960
VNMidcaps	上漲	上漲	1230	1250	963	900
VNSmallcaps	上漲	上漲	1200	1250	804	750

胡志明市交易所 (HSX)

	收盤	漲跌%
VNI	1243.26	0.75%
VN30	1256.95	1.27%
VN Mid	1696.37	0.32%
VN Small	1448.43	-0.25%

河內交易所 (HSX)

	收盤	漲跌%
HNI	252.56	0.44%
HN30	520.29	0.96%
VNX AllSh	1234.85	0.91%

UPCOM 市場 (UPCoM)

	收盤	漲跌%
UPCoM	93.67	0.19%

外資交易	成交值 (Bil.VND)
買進	1227.32
賣出	1251.14
買超/賣超	-23.83

外資交易	成交值 (Bil.VND)
買進	15.82
賣出	41.11
買超/賣超	-25.30

外資交易	成交值 (Bil.VND)
買進	26.62
賣出	45.12
買超/賣超	-18.50

上漲排名/ 股碼	漲跌(VND)	漲跌%
TDH	420	6.99%
VIC	4900	6.93%
DC4	750	6.73%
VIX	1100	6.41%
HAX	850	5.21%

上漲排名/ 股碼	漲跌(VND)	漲跌%
L14	4800	8.39%
CEO	1900	8.12%
VFS	1200	4.63%
NVB	300	1.88%
TVD	300	1.86%

上漲排名/ 股碼	漲跌(VND)	漲跌%
HDM	2755	10.20%
VNB	665	5.54%
VNZ	39205	3.76%
AMS	396	3.44%
VGI	773	3.07%

下跌排名/ 股碼	漲跌(VND)	漲跌%
KPF	-240	-2.68%
VSC	-900	-2.54%
PHC	-250	-2.31%
TSC	-140	-2.28%
HQC	-110	-2.21%

下跌排名/ 股碼	漲跌(VND)	漲跌%
DHT	-1600	-5.90%
LIG	-300	-4.62%
IDJ	-300	-3.66%
DL1	-200	-3.39%
VC7	-700	-2.35%

下跌排名/ 股碼	漲跌(VND)	漲跌%
DGT	-258	-2.61%
BMS	-301	-2.55%
LIC	-528	-2.33%
DSC	-469	-2.08%
TVN	-167	-2.04%

*備註: 市值>5,000 億盾; 成交值>15 億盾

市值排名/ 股碼	Bil.VND
VCB	496,870
VIC	269,645
VHM	268,664
BID	237,751
GAS	192,161

市值排名/ 股碼	Bil.VND
PVS	16,538
IDC	16,269
THD	14,399
SHS	13,498
KSF	12,240

市值排名/ 股碼	Bil.VND
ACV	169,728
VGI	76,835
BSR	64,053
MCH	59,413
VEA	52,444

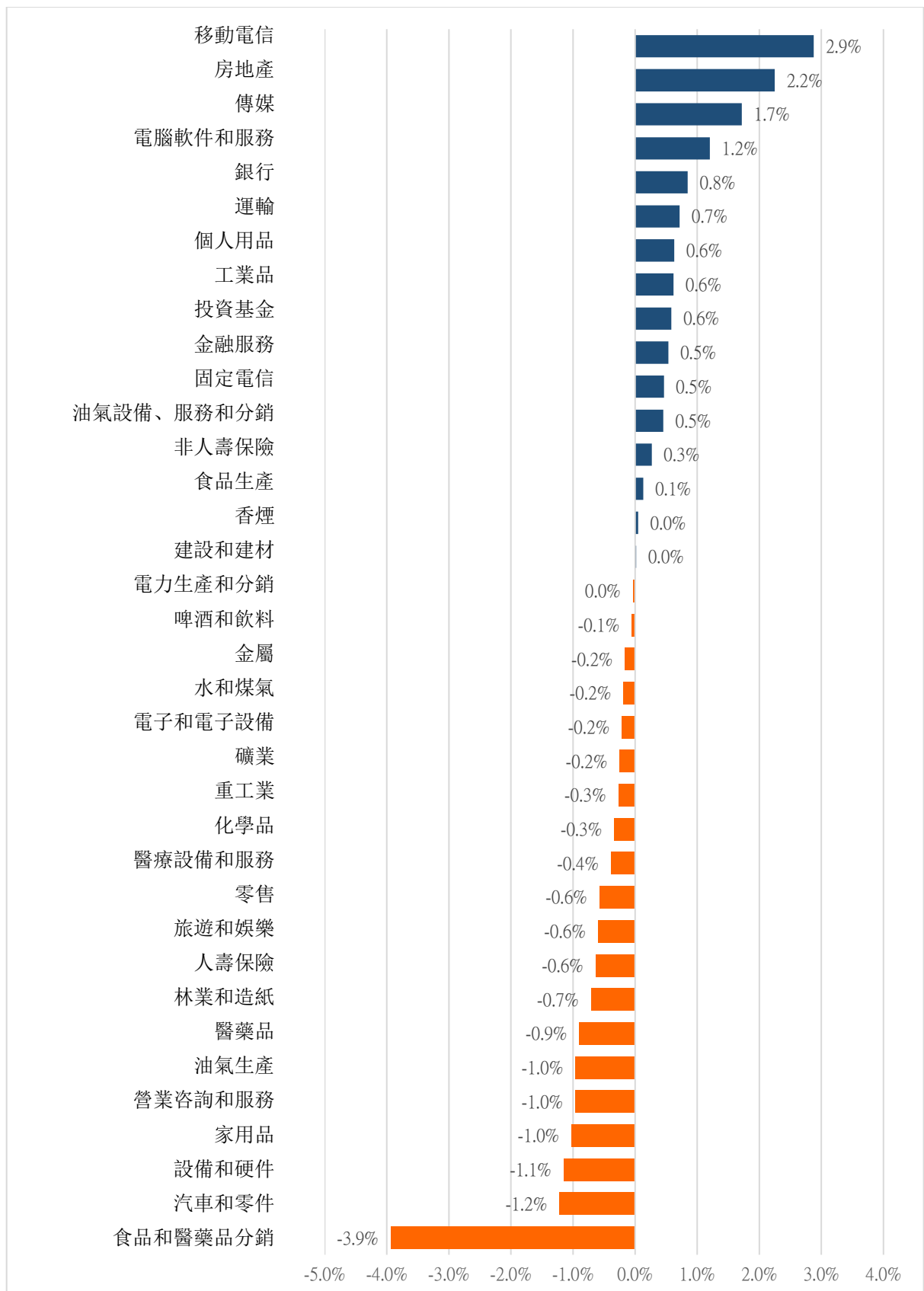
交易量排名/ 股碼	成交值	30 日均
STB	45,033,637	24,015,170
VIX	43,590,200	25,352,613
VPB	42,588,013	20,817,312
NVL	40,987,700	50,457,810
DIG	31,510,400	31,153,983

交易量排名/ 股碼	成交值	30 日均
CEO	21,155,869	10,779,978
SHS	14,862,840	17,709,988
PVS	5,934,263	6,340,133
MBG	4,418,679	3,215,201
HUT	3,808,035	4,110,300

交易量排 名/股碼	成交值	30 日均
BSR	12,192,930	9,830,696
NAB	4,110,546	303,857
ABB	2,684,135	3,283,893
C4G	2,545,696	4,319,516
DGT	2,175,779	1,628,802

資料源: Bloomberg & Yuanta Research

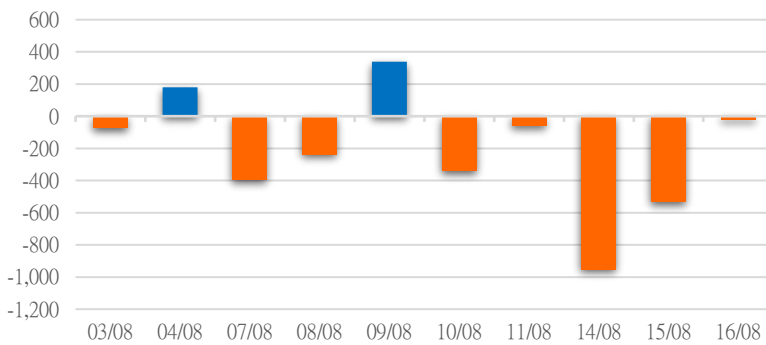
各行業板塊的交易走勢



資料源: FinPro – YSVN

外資買進賣統計

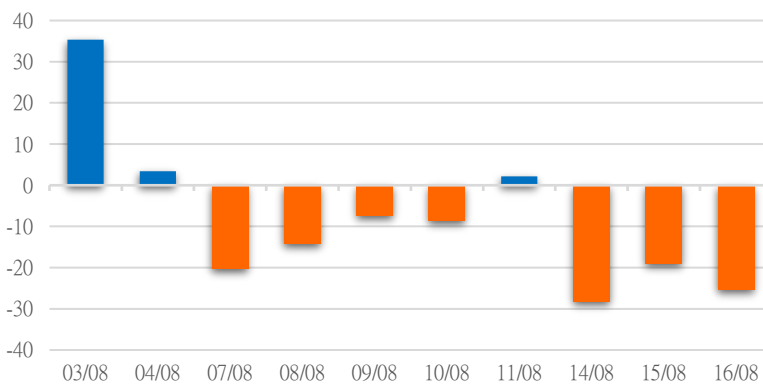
HSX 外資每日買/賣超



證券代碼	買超金額 (Mil.VND)	證券代碼	賣超金額 (Mil.VND)
VIC	186,727	VPB	85,572
VRE	107,388	MSN	59,623
CTG	51,216	VHM	42,289
BID	27,941	VCI	31,346
HAX	26,383	KDH	30,656

HSX 外資買/賣超的前 5 名

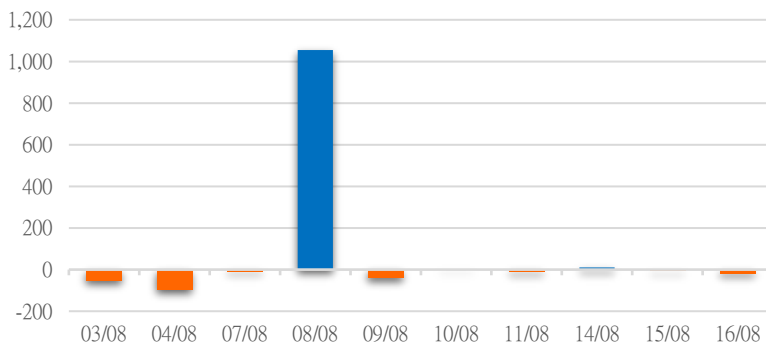
HNX 外資每日買/賣超



證券代碼	買超金額 (Mil.VND)	證券代碼	賣超金額 (Mil.VND)
PVI	3,831	PVS	22,703
TVD	2,908	IDC	4,303
L14	1,099	TNG	3,756
VNR	921	NVB	1,677
PPP	462	PVG	1,338

HNX 外資買/賣超的前 5 名

UPCOM 外資每日買/賣超



證券代碼	買超金額 (Mil.VND)	證券代碼	賣超金額 (Mil.VND)
QNS	9,322	BSR	37,923
LTG	3,905	HPP	1,689
VGG	2,902	CC1	870
VTP	1,717	RIC	517
VEA	1,704	FOC	96

UPCOM 外資買/賣超的前 5 名

源: FiiPro – YSVN

自營統計

證券代碼	買超金額 (Mil.VND)	證券代碼	賣超金額 (Mil.VND)
FPT	124,123	FUEVFNVD	51,210
CTG	32,204	TCB	19,363
FUESSVFL	18,123	STB	19,351
E1VFN30	13,760	VRE	17,599
MWG	7,435	DPM	14,905

HSX 自營交易最大前名

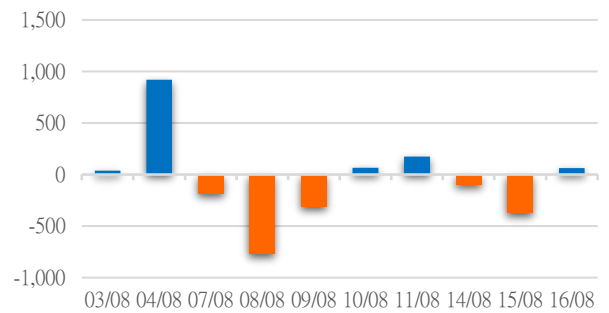
證券代碼	買超金額 (Mil.VND)	證券代碼	賣超金額 (Mil.VND)
IDC	1,464.00	VCS	1,254
		PLC	3.9
		PVS	3.5
		HUT	2.5
		VNR	2.4

HNX 自營交易最大前名

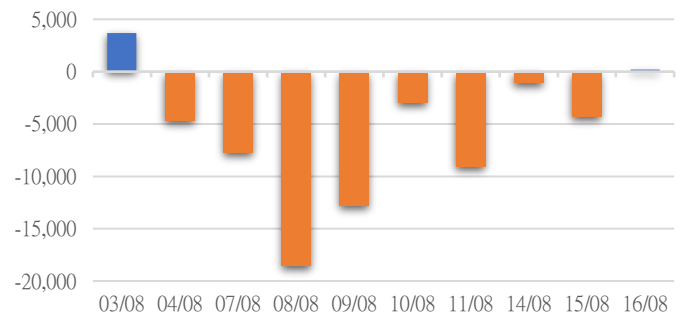
證券代碼	買超金額 (Mil.VND)	證券代碼	賣超金額 (Mil.VND)
BSR	12,388.00	BMS	232
QNS	2,437	VTS	1
QTP	346		

UPCoM 自營交易最大前名

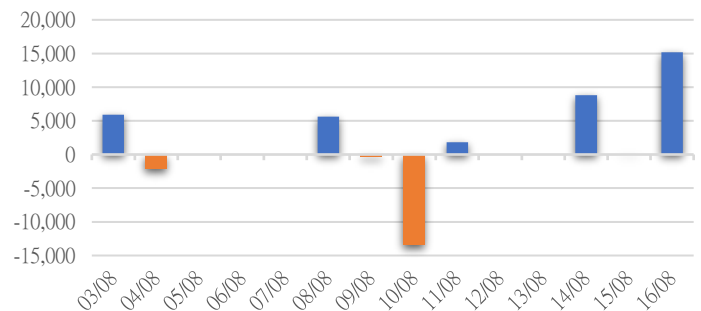
HSX 自營交易每日買/賣超 (Bil.VND)



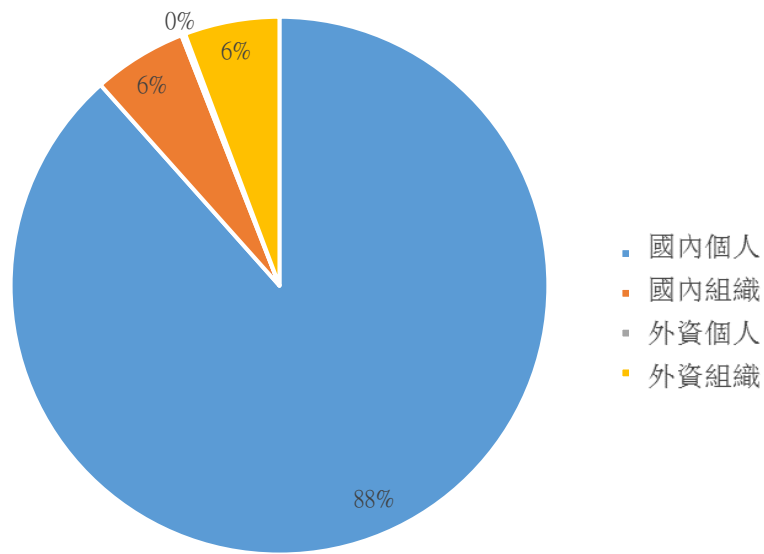
HNX 自營交易每日買/賣超 (Mil.VND)



UPCoM 自營交易每日買/賣超 (Mil.VND)

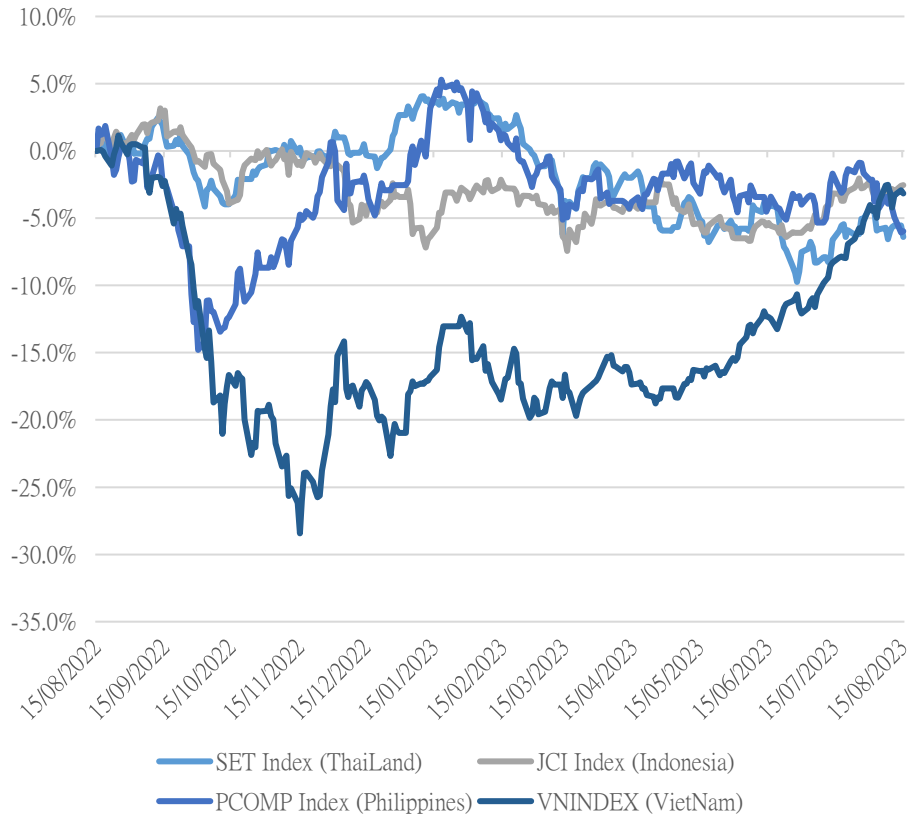


越南證券市場投資人類別統計



資料源: FiinPro – YSVN

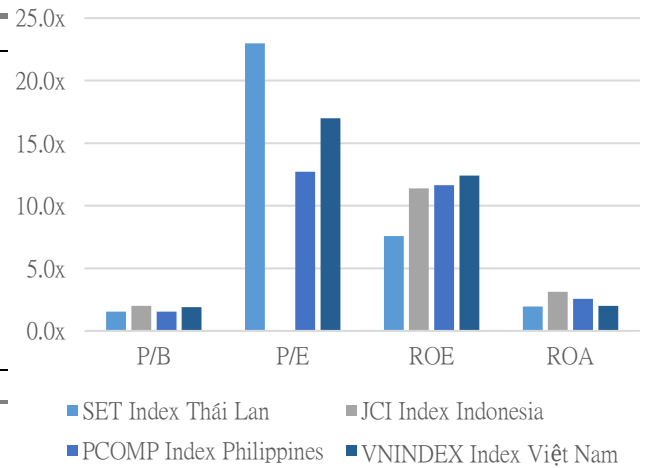
東南亞主要市場走勢比較



東南亞主要市場數據

		Thailand	Indonesia	Philippines	Vietnam
P/B		1.5x	1.9x	1.6x	1.9x
P/E		21.0x	15.1x	13.9x	17.1x
ROE	%	8.19	11.83	10.89	12.41
ROA	%	2.13	3.36	2.40	1.99
Vốn hóa	Tỷ USD	535.76	660.14	165.13	208.58
GTGD	Triệu USD	1.23	0.47	0.05	0.92
LS cổ tức	%	3.18	4.01	2.54	1.55

源: Bloomberg & YSVN



元大證券（越南）公司

個人客戶分析部

Nguyễn Thế Minh
研究分析經理
+84 28 3622 6868 ext 3826
minh.nguyen@yuanta.com.vn

Lý Thị Hiền
研究分析主管
+84 28 3622 6868 ext 3908
hien.ly@yuanta.com.vn

Quách Đức Khánh
研究分析副主管
+84 28 3622 6868 ext 3833
khanh.quach@yuanta.com.vn

Khổng Hữu Hiệp
高級分析專員
+84 28 3622 6868 ext 3912
hiiep.khong@yuanta.com.vn

Nguyễn Trịnh Ngọc Hồng
高級分析專員
+84 28 3622 6868 ext 3832
hong.nguyen@yuanta.com.vn

Phạm Tấn Phát
高級分析專員
+84 28 3622 6868 ext 3880
phat.pham@yuanta.com.vn

個人客戶業務部

Phạm Đắc Thành
北部分行經理
+84 28 3622 6868 ext 3416
thanh.pham@yuanta.com.vn

Võ Thị Thu Thủy
平陽分行經理
+84 28 3622 6868 ext 3505
thuy.vo@yuanta.com.vn

Lương Kỳ Ty
堤岸分行經理
+84 28 3622 6868 ext 3653
ty.luong@yuanta.com.vn

Bùi Quốc Phong
同奈分行經理
+84 28 3622 6868 ext 3701
phong.bui@yuanta.com.vn

Võ Đình Tuấn
峴港分行經理
+84 28 3622 6868 ext 3301
tuan.vo@yuanta.com.vn

Nguyễn Việt Quang
河內分行經理
+84 28 3622 6868 ext 3404
quang.nguyen@yuanta.com.vn

Đinh Thị Thu Cúc
頭頓分行經理
+84 28 3622 6868 ext 3203
cuc.dinh@yuanta.com.vn

Appendix A: Important Disclosures

Analyst Certification

Each research analyst primarily responsible for the content of this research report, in whole or in part, certifies that with respect to each security or issuer that the analyst covered in this report: (1) all of the views expressed accurately reflect his or her personal views about those securities or issuers; and (2) no part of his or her compensation was, is, or will be, directly or indirectly, related to the specific recommendations or views expressed by that research analyst in the research report.

Ratings Definitions

BUY: We have a positive outlook on the stock based on our expected absolute or relative return over the investment period. Our thesis is based on our analysis of the company's outlook, financial performance, catalysts, valuation and risk profile. We recommend investors add to their position.

HOLD-Outperform: In our view, the stock's fundamentals are relatively more attractive than peers at the current price. Our thesis is based on our analysis of the company's outlook, financial performance, catalysts, valuation and risk profile.

HOLD-Underperform: In our view, the stock's fundamentals are relatively less attractive than peers at the current price. Our thesis is based on our analysis of the company's outlook, financial performance, catalysts, valuation and risk profile.

SELL: We have a negative outlook on the stock based on our expected absolute or relative return over the investment period. Our thesis is based on our analysis of the company's outlook, financial performance, catalysts, valuation and risk profile. We recommend investors reduce their position.

Under Review: We actively follow the company, although our estimates, rating and target price are under review.

Restricted: The rating and target price have been suspended temporarily to comply with applicable regulations and/or Yuanta policies.

Note: Yuanta research coverage with a Target Price is based on an investment period of 12 months. Greater China Discovery Series coverage does not have a formal 12 month Target Price and the recommendation is based on an investment period specified by the analyst in the report.

Global Disclaimer

© 2018 Yuanta. All rights reserved. The information in this report has been compiled from sources we believe to be reliable, but we do not hold ourselves responsible for its completeness or accuracy. It is not an offer to sell or solicitation of an offer to buy any securities. All opinions and estimates included in this report constitute our judgment as of this date and are subject to change without notice.

This report provides general information only. Neither the information nor any opinion expressed herein constitutes an offer or invitation to make an offer to buy or sell securities or other investments. This material is prepared for general circulation to clients and is not intended to provide tailored investment advice and does not take into account the individual financial situation and objectives of any specific person who may receive this report. Investors should seek financial advice regarding the appropriateness of investing in any securities, investments or investment strategies discussed or recommended in this report. The information contained in this report has been compiled from sources believed to be reliable but no representation or warranty, express or implied, is made as to its accuracy, completeness or correctness. This report is not (and should not be construed as) a solicitation to act as securities broker or dealer in any jurisdiction by any person or company that is not legally permitted to carry on such business in that jurisdiction.

Yuanta research is distributed in the United States only to Major U.S. Institutional Investors (as defined in Rule 15a-6 under the Securities Exchange Act of 1934, as amended and SEC staff interpretations thereof). All transactions by a US person in the securities mentioned in this report must be effected through a registered broker-dealer under Section 15 of the Securities Exchange Act of 1934, as amended. Yuanta research is distributed in Taiwan by Yuanta Securities Investment Consulting. Yuanta research is distributed in Hong Kong by Yuanta Securities (Hong Kong) Co. Limited, which is licensed in Hong Kong by the Securities and Futures Commission for regulated activities, including Type 4 regulated activity (advising on securities). In Hong Kong, this research report may not be redistributed, retransmitted or disclosed, in whole or in part or any form or manner, without the express written