

當日市場：拋售壓力壓倒市場

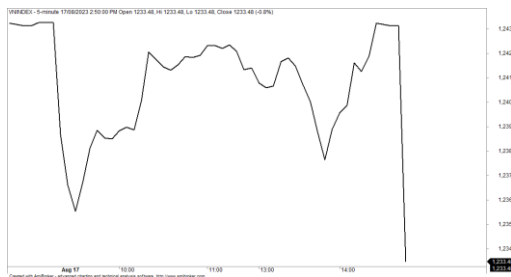
2023/08/18

市場走勢

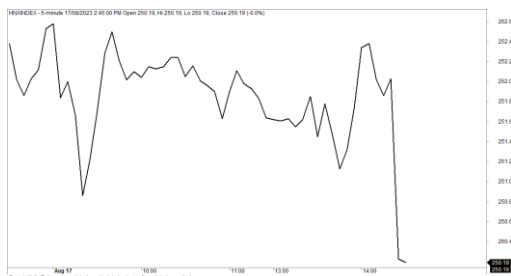
市場指數	VNI	HNI	UPCOM
收盤	1,233.48	249.97	92.74
%日	-0.79%	-1.03%	-0.99%
%週	1.05%	2.48%	-0.39%
%月	5.14%	8.24%	6.83%
%年	-3.28%	-17.39%	-0.35%
成交值(Bil.VND)			
當日	9,763	1,044	442
日均量/週	22,041	2,223	1,135
日均量/月	21,169	1,976	1,241
外資進出			
買進	1,931.68	20.76	19.78
賣出	1,810.97	88.17	10.46
買賣超	120.71	-67.41	9.32
市場漲跌家數			
上漲	138	62	149
下跌	305	130	107
持平	56	73	84
市場指標			
P/E	14.77	20.46	18.11
總市值 (兆盾)	5,004	314	1,120
股息殖利率	1.84%	2.97%	5.34%

資料源: Bloomberg – YSVN

VNINDEX



HNIINDEX



市場走勢

拋售壓力在午盤巨大也是 8 月期貨合約到期，VN-Index 收盤下跌 0.79%，止於 1233.48 點，HNX-Index 和 Upcom-Index 同步下跌 1.03% 和 0.99%。強勁的拋售力量導致 3 大市場的交易額均增加至 27 兆 1,140 億越南盾。

當日導致指數下跌最大的是 VIC、VHM 和 VRE 等 Vingroup 股，跌幅為 2%。此外，房地產和銀行業的其他大型股也出現大幅調整，如 STB、TCB、TPB、BCM 等。相反，證券 SSI (3.8%) 以及 FPT、HPG 減緩了市場的跌勢。

就行業板塊而言，KRX 系統實施推進的信息，對證券 (VDS、SHS、HBS 等) 產生了積極影響。另一方面，LDG 在內部交易違規的消息傳出後跌停。

外資在整個市場反轉買超 550 億越南盾，其中 CTG (1,930 億)、VIC (1,340 億)、HPG (990 億) 在買超方面領先。另一方面，MSN (570 億)、PVS (570 億)、VPB (360 億) 被拋售最多的股票。

市場短期觀點

我們認為市場可能會在下一個交易日再次上漲。與此同時，VN-Index 可能繼續在 10 日均線附近波動。同時，市場仍處於短期調整階段，因此價格走勢圖在未來幾個交易日可能會繼續在窄幅波動，並在各類股票之間分化。不過，短期風險可能會上漲，因此投資者在此期間應限制買進新股。此外，情緒指標繼續下跌，顯示投資者對當前趨勢更加謹慎。

大盤的短期走勢依然上漲。因此，我們建議投資者在短期內可以繼續持有當前的投資組合，並在此期間限制買進新股，以避免 T+ 風險。

請在 <https://ysradar.yuanta.com.vn/> 查看有關股票的信號。

技術分析圖



指數技術分析圖 VN-Index



指數技術分析圖 HNX-Index

指數	短期趨勢	中期趨勢	阻力區 1	阻力區 2	支撐區 1	支撐區 2
VN-Index	上漲	上漲	1220	1300	870	800
HNX-Index	上漲	上漲	224	250	189	160
VN30	上漲	上漲	1240	1300	980	960
VNMidcaps	上漲	上漲	1230	1250	963	900
VNSmallcaps	上漲	上漲	1200	1250	804	750

胡志明市交易所 (HSX)

	收盤	漲跌%
VNI	1233.48	-0.79%
VN30	1247.82	-0.73%
VN Mid	1685.81	-0.62%
VN Small	1436.44	-0.83%

河內交易所 (HSX)

	收盤	漲跌%
HNI	249.97	-1.03%
HN30	513.79	-1.25%
VNX AllSh	1226.14	-0.71%

UPCOM 市場 (UPCoM)

	收盤	漲跌%
UPCoM	92.74	-0.99%

外資交易	成交值 (Bil.VND)
買進	1931.68
賣出	1810.97
買超/賣超	120.71

外資交易	成交值 (Bil.VND)
買進	20.76
賣出	88.17
買超/賣超	-67.41

外資交易	成交值 (Bil.VND)
買進	19.78
賣出	10.46
買超/賣超	9.32

上漲排名/ 股碼	漲跌(VND)	漲跌%
SSI	1100	3.81%
TEG	350	3.43%
GEX	750	3.28%
TVB	210	3.25%
DMC	1900	3.01%

上漲排名/ 股碼	漲跌(VND)	漲跌%
APS	500	5.88%
API	300	3.95%
BVS	700	2.65%
IPA	400	2.26%
EVS	200	1.89%

上漲排名/ 股碼	漲跌(VND)	漲跌%
DGT	411	4.28%
ABW	563	4.02%
NTC	6462	3.74%
BMS	378	3.29%
CC1	727	3.16%

下跌排名/ 股碼	漲跌(VND)	漲跌%
LDG	-440	-6.85%
QCG	-650	-5.42%
DLG	-180	-5.33%
EVE	-900	-5.26%
HHS	-410	-5.25%

下跌排名/ 股碼	漲跌(VND)	漲跌%
S99	-1100	-9.48%
TAR	-1400	-6.60%
DDG	-500	-5.26%
VC7	-1500	-5.15%
L14	-2500	-4.03%

下跌排名/ 股碼	漲跌(VND)	漲跌%
VSF	-2256	-8.51%
VNB	-468	-3.69%
MVC	-422	-2.97%
VEA	-822	-2.09%
PXL	-241	-2.03%

*備註: 市值>5,000 億盾; 成交值>15 億盾

市值排名/ 股碼	Bil.VND
VCB	498,547
VIC	288,334
VHM	273,890
BID	240,280
GAS	191,778

市值排名/ 股碼	Bil.VND
PVS	16,585
IDC	15,972
THD	14,284
SHS	13,580
CEO	12,891

市值排名/ 股碼	Bil.VND
ACV	172,110
VGI	79,057
BSR	63,042
MCH	58,856
VEA	52,308

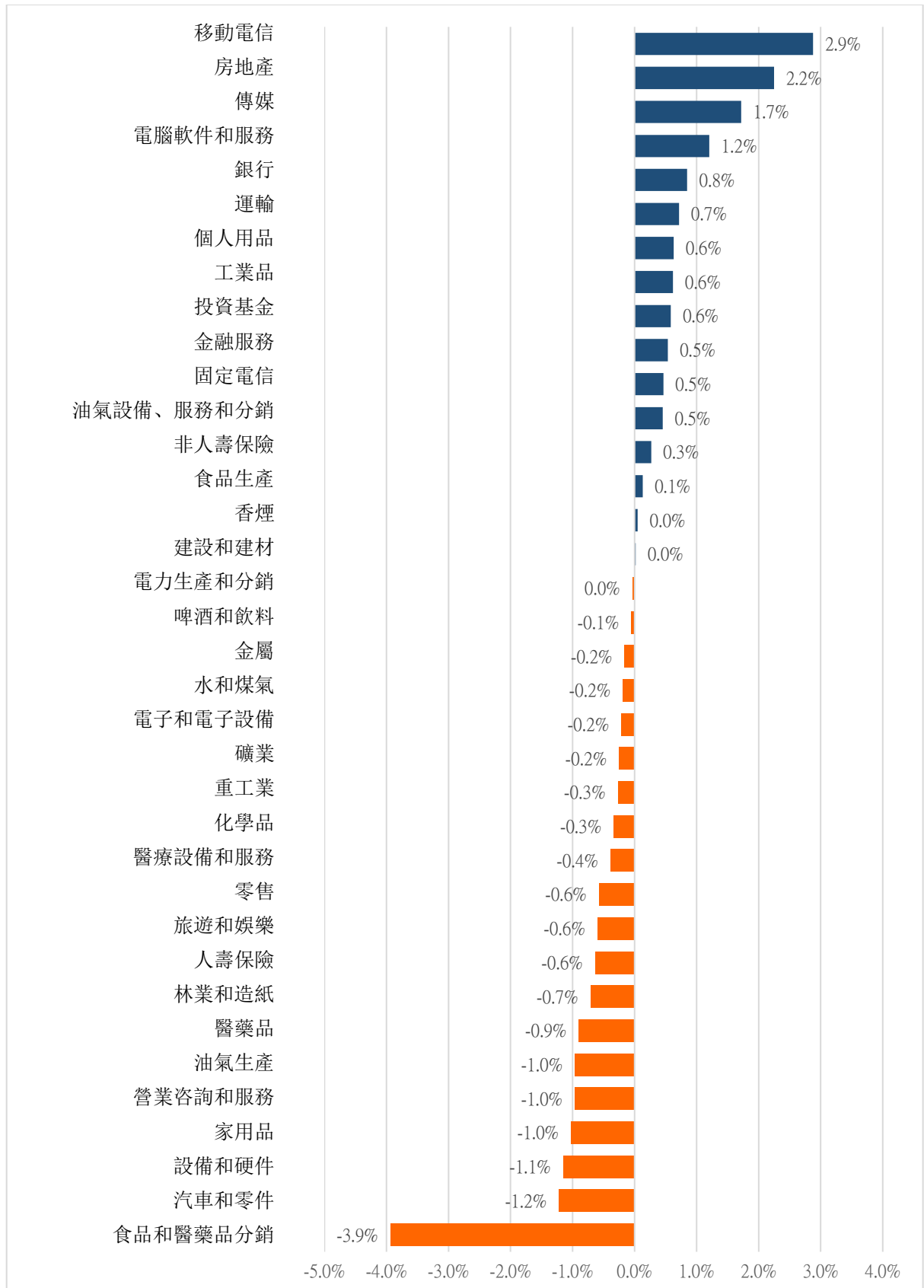
交易量排名/ 股碼	成交值	30 日均
SSI	62,658,417	16,480,703
HPG	47,261,778	25,049,704
VND	44,742,600	30,750,463
GEX	42,017,100	17,845,767
NVL	40,739,600	50,046,603

交易量排名/ 股碼	成交值	30 日均
SHS	25,926,175	17,579,678
CEO	17,000,045	11,231,104
PVS	7,087,784	6,321,834
TAR	6,319,271	3,522,118
IDJ	5,181,384	4,100,449

交易量排 名/股碼	成交值	30 日均
BSR	8,273,853	9,933,402
SBS	6,856,427	3,393,554
C4G	4,648,303	4,242,393
AAS	3,572,516	1,753,628
VEA	2,937,791	1,206,590

資料源: Bloomberg & Yuanta Research

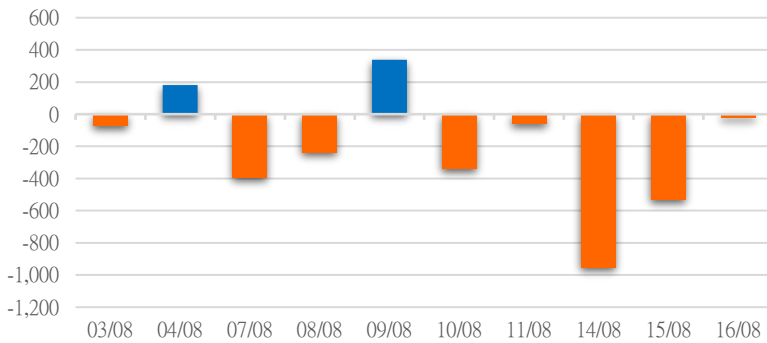
各行業板塊的交易走勢



資料源: FinPro - YSVN

外資買進賣統計

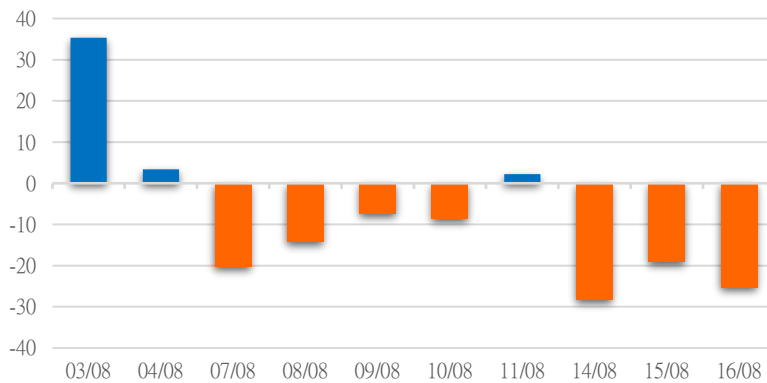
HSX 外資每日買/賣超



證券代碼	買超金額 (Mil.VND)	證券代碼	賣超金額 (Mil.VND)
CTG	192,640	MSN	57,433
VIC	141,765	#N/A	#N/A
HPG	99,582	#N/A	#N/A
SSI	64,328	VPB	55,969
VNM	48,726	MWG	51,140

HSX 外資買/賣超的前 5 名

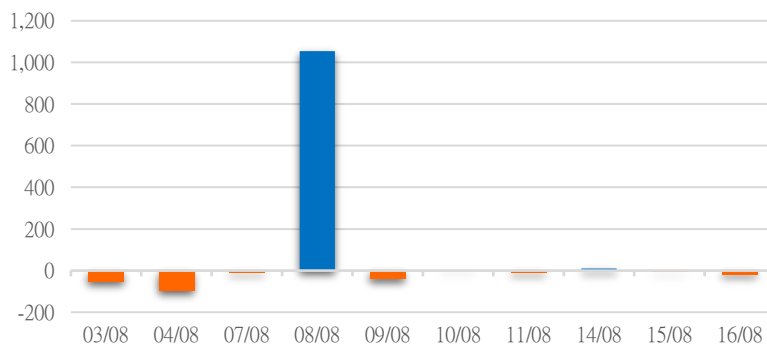
HNX 外資每日買/賣超



證券代碼	買超金額 (Mil.VND)	證券代碼	賣超金額 (Mil.VND)
BVS	7,606	PVS	56,669
IDC	4,754	TNG	15,358
TIG	2,691	DTD	7,159
PVG	803	NVB	2,076
L14	397	PVI	1,692

HNX 外資買/賣超的前 5 名

UPCOM 外資每日買/賣超



證券代碼	買超金額 (Mil.VND)	證券代碼	賣超金額 (Mil.VND)
LTG	3,955	MPC	2,517
QNS	2,311	TCI	645
VTP	1,996	RIC	395
BSR	1,838	ACE	133
MCH	1,144	BLT	76

UPCOM 外資買/賣超的前 5 名

源: FiiPro - YSVN

自營統計

證券代碼	買超金額 (Mil.VND)	證券代碼	賣超金額 (Mil.VND)
FUESSVFL	10,729	CTG	50,613
FUEVFNVD	8,693	SSI	42,717
NVL	4,030	VPB	36,033
BMI	2,731	HPG	30,610
BVH	1,606	MWG	19,030

HSX 自營交易最大前名

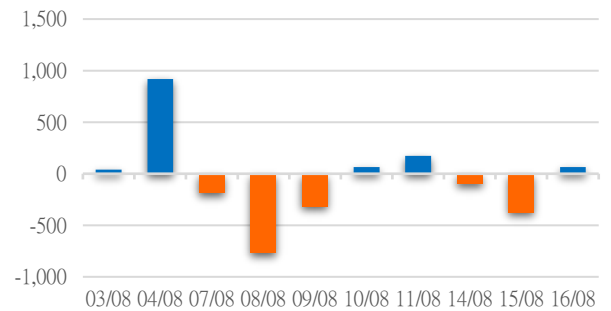
證券代碼	買超金額 (Mil.VND)	證券代碼	賣超金額 (Mil.VND)
IDC	4,795.00	HUT	5,432
CEO	253.00		
SLS	0.20		

HNX 自營交易最大前名

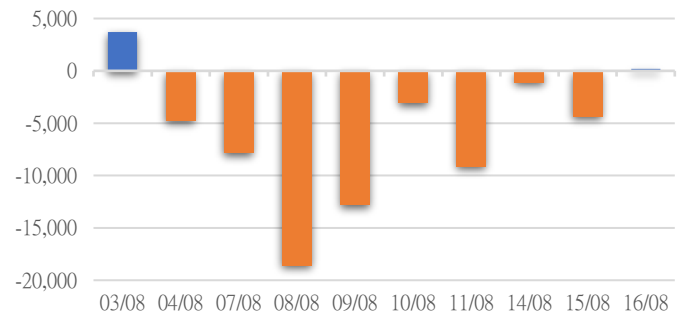
證券代碼	買超金額 (Mil.VND)	證券代碼	賣超金額 (Mil.VND)
QTP	3,460.00	TBD	66,320
QNS	1,207	TCI	630
ACV	55	TID	157.9

UPCoM 自營交易最大前名

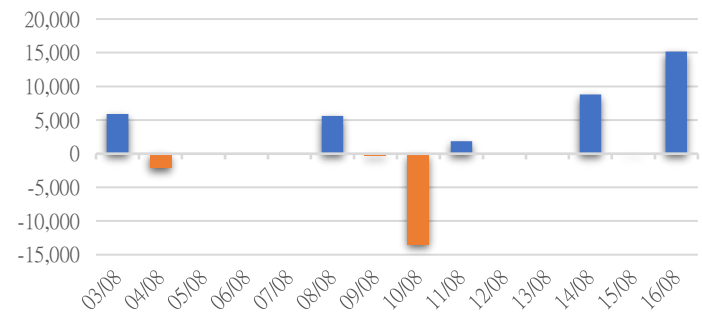
HSX 自營交易每日買/賣超 (Bil.VND)



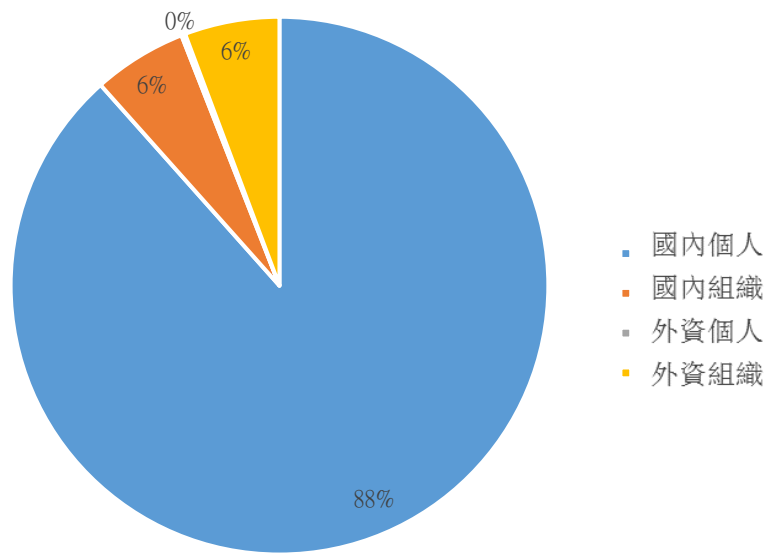
HNX 自營交易每日買/賣超 (Mil.VND)



UPCoM 自營交易每日買/賣超 (Mil.VND)



越南證券市場投資人類別統計



資料源: FiinPro – YSVN

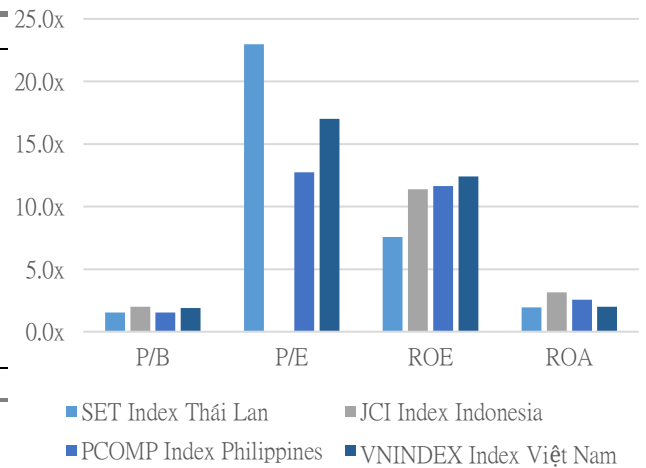
東南亞主要市場走勢比較



東南亞主要市場數據

		Thailand	Indonesia	Philippines	Vietnam
P/B		1.5x	2.0x	1.5x	1.9x
P/E		22.8x		12.9x	17.1x
ROE	%	7.56	11.37	11.29	12.37
ROA	%	1.93	3.12	2.50	1.98
Vốn hóa	Tỷ USD	524.13	662.43	161.44	207.93
GTGD	Triệu USD	1.56	0.64	0.06	0.79
LS cổ tức	%	3.17	3.98	2.53	1.57

源: Bloomberg & YSVN



■ SET Index Thái Lan ■ JCI Index Indonesia
■ PCOMP Index Philippines ■ VNINDEX Index Việt Nam

元大證券（越南）公司

個人客戶分析部

Nguyễn Thế Minh
研究分析經理
+84 28 3622 6868 ext 3826
minh.nguyen@yuanta.com.vn

Lý Thị Hiền
研究分析主管
+84 28 3622 6868 ext 3908
hien.ly@yuanta.com.vn

Quách Đức Khánh
研究分析副主管
+84 28 3622 6868 ext 3833
khanh.quach@yuanta.com.vn

Khổng Hữu Hiệp
高級分析專員
+84 28 3622 6868 ext 3912
hiiep.khong@yuanta.com.vn

Nguyễn Trịnh Ngọc Hồng
高級分析專員
+84 28 3622 6868 ext 3832
hong.nguyen@yuanta.com.vn

Phạm Tấn Phát
高級分析專員
+84 28 3622 6868 ext 3880
phat.pham@yuanta.com.vn

個人客戶業務部

Phạm Đắc Thành
北部分行經理
+84 28 3622 6868 ext 3416
thanh.pham@yuanta.com.vn

Võ Thị Thu Thủy
平陽分行經理
+84 28 3622 6868 ext 3505
thuy.vo@yuanta.com.vn

Lương Kỳ Ty
堤岸分行經理
+84 28 3622 6868 ext 3653
ty.luong@yuanta.com.vn

Bùi Quốc Phong
同奈分行經理
+84 28 3622 6868 ext 3701
phong.bui@yuanta.com.vn

Võ Đình Tuấn
峴港分行經理
+84 28 3622 6868 ext 3301
tuan.vo@yuanta.com.vn

Nguyễn Việt Quang
河內分行經理
+84 28 3622 6868 ext 3404
quang.nguyen@yuanta.com.vn

Đinh Thị Thu Cúc
頭頓分行經理
+84 28 3622 6868 ext 3203
cuc.dinh@yuanta.com.vn

Appendix A: Important Disclosures

Analyst Certification

Each research analyst primarily responsible for the content of this research report, in whole or in part, certifies that with respect to each security or issuer that the analyst covered in this report: (1) all of the views expressed accurately reflect his or her personal views about those securities or issuers; and (2) no part of his or her compensation was, is, or will be, directly or indirectly, related to the specific recommendations or views expressed by that research analyst in the research report.

Ratings Definitions

BUY: We have a positive outlook on the stock based on our expected absolute or relative return over the investment period. Our thesis is based on our analysis of the company's outlook, financial performance, catalysts, valuation and risk profile. We recommend investors add to their position.

HOLD-Outperform: In our view, the stock's fundamentals are relatively more attractive than peers at the current price. Our thesis is based on our analysis of the company's outlook, financial performance, catalysts, valuation and risk profile.

HOLD-Underperform: In our view, the stock's fundamentals are relatively less attractive than peers at the current price. Our thesis is based on our analysis of the company's outlook, financial performance, catalysts, valuation and risk profile.

SELL: We have a negative outlook on the stock based on our expected absolute or relative return over the investment period. Our thesis is based on our analysis of the company's outlook, financial performance, catalysts, valuation and risk profile. We recommend investors reduce their position.

Under Review: We actively follow the company, although our estimates, rating and target price are under review.

Restricted: The rating and target price have been suspended temporarily to comply with applicable regulations and/or Yuanta policies.

Note: Yuanta research coverage with a Target Price is based on an investment period of 12 months. Greater China Discovery Series coverage does not have a formal 12 month Target Price and the recommendation is based on an investment period specified by the analyst in the report.

Global Disclaimer

© 2018 Yuanta. All rights reserved. The information in this report has been compiled from sources we believe to be reliable, but we do not hold ourselves responsible for its completeness or accuracy. It is not an offer to sell or solicitation of an offer to buy any securities. All opinions and estimates included in this report constitute our judgment as of this date and are subject to change without notice.

This report provides general information only. Neither the information nor any opinion expressed herein constitutes an offer or invitation to make an offer to buy or sell securities or other investments. This material is prepared for general circulation to clients and is not intended to provide tailored investment advice and does not take into account the individual financial situation and objectives of any specific person who may receive this report. Investors should seek financial advice regarding the appropriateness of investing in any securities, investments or investment strategies discussed or recommended in this report. The information contained in this report has been compiled from sources believed to be reliable but no representation or warranty, express or implied, is made as to its accuracy, completeness or correctness. This report is not (and should not be construed as) a solicitation to act as securities broker or dealer in any jurisdiction by any person or company that is not legally permitted to carry on such business in that jurisdiction.

Yuanta research is distributed in the United States only to Major U.S. Institutional Investors (as defined in Rule 15a-6 under the Securities Exchange Act of 1934, as amended and SEC staff interpretations thereof). All transactions by a US person in the securities mentioned in this report must be effected through a registered broker-dealer under Section 15 of the Securities Exchange Act of 1934, as amended. Yuanta research is distributed in Taiwan by Yuanta Securities Investment Consulting. Yuanta research is distributed in Hong Kong by Yuanta Securities (Hong Kong) Co. Limited, which is licensed in Hong Kong by the Securities and Futures Commission for regulated activities, including Type 4 regulated activity (advising on securities). In Hong Kong, this research report may not be redistributed, retransmitted or disclosed, in whole or in part or any form or manner, without the express written