

當日市場：指數再次平衡

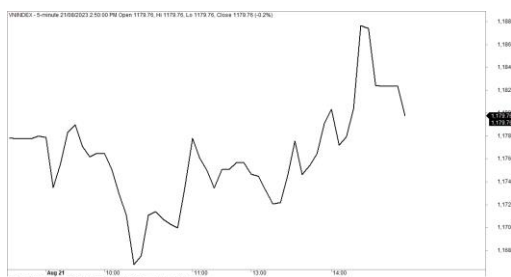
2023/08/22

市場走勢

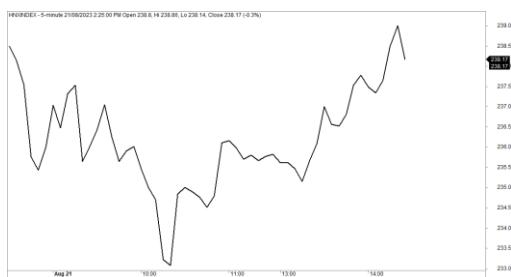
市場指數	VNI	HNI	UPCOM
收盤	1,179.76	237.97	89.50
%日	0.15%	0.85%	0.26%
%週	-4.61%	-4.98%	-4.24%
%月	-0.52%	1.27%	1.53%
%年	-7.05%	-20.13%	-3.52%
成交值(Bil.VND)			
當日	9,763	1,044	442
日均量/週	24,739	2,627	1,179
日均量/月	22,583	2,141	1,341
外資進出			
買進	2,664.63	41.63	29.17
賣出	2,570.76	19.37	1.53
買賣超	93.87	22.26	27.64
市場漲跌家數			
上漲	138	97	149
下跌	305	100	107
持平	56	73	84
市場指標			
P/E	14.00	19.27	17.64
總市值 (兆盾)	4,741	296	1,091
股息殖利 ²	1.84%	3.12%	5.48%

資料源: Bloomberg - YSVN

VNINDEX



HNIINDEX



市場走勢

市場處於強勁震盪的階段，但低價供應走弱，幫助指數收盤上漲。VN-Index 收漲 0.15%，止於 1179.76 點，HNX-Index 和 Upcom-Index 同步分別上漲 0.85% 和 0.26%。3 大市場的交易額達到 22 兆 8,230 億越南盾。

VN30-Index 收盤上漲 0.02%，其中有 18 檔上漲股和 11 檔下跌股，顯示大型股平衡。銀行板塊表現較為活躍，如 LPB、BID、CTG、TPB、VIB、VPB 均上漲超過 1%。另一方面，VIC、VHM、MWG、GVR 等均弱於大盤，但尚未像前一交易日那樣出現拋售。

中型股在當日錄得相對強勁的拋售力量，如 GEX、KHG、NKG、PDR、SCR、FCN、DXS 下跌 4% 以上。

外資在整個市場買超 1,410 億越南盾，其中 VIC (2,210 億)、CTG (1,430 億)、VNM (890 億) 在買超方面領先。另一方面，KDC (3,170 億)、SSI (2,930 億)、MWG (880 億) 被拋售最多的股票。

市場短期觀點

我們認為市場可能會在盤初復甦，但在尾盤再次下跌。同時，短期風險仍然較高，因此市場在短期內可能會繼續下跌，投資者在此期間不宜抄底，並不宜買進均價。2023 年 8 月 21 日交易日的積極點是，VN-Index 測試 1,160 點的支撐位和 50 日均線，這是重要支撐位的積極信號。此外，短期情緒指標下跌至過度悲觀區域，但我們認為市場在此期間仍尚未找到合適的買進區域。

大盤的短期走勢仍為下跌。因此，在短期內，我們建議投資者在此期間不宜買進，並應優先考慮在復甦期減持股票的策略。若 VN-Index 繼續大幅下跌至 1,160 點的支撐位，投資者可以停止拋售。

請在 <https://ysradar.yuanta.com.vn/> 查看有關股票的信號。



We Create Fortune

技術分析圖



分析圖 VN-Index



指數技術分析圖 HNX-Index

指數	短期趨勢	中期趨勢	阻力區 1	阻力區 2	支撐區 1	支撐區 2
VN-Index	下跌	上漲	1220	1300	870	800
HNX-Index	下跌	上漲	224	250	189	160
VN30	下跌	上漲	1240	1300	980	960
VNMidcaps	下跌	上漲	1230	1250	963	900
VNSmallcaps	下跌	上漲	1200	1250	804	750



We Create Fortune

胡志明市交易所 (HSX)

	收盤	漲跌%
VNI	1179.76	0.15%
VN30	1190.32	0.02%
VN Mid	1595.01	0.30%
VN Small	1343.43	-1.14%

河內交易所 (HSX)

	收盤	漲跌%
HNI	237.97	0.85%
HN30	484.46	2.20%
VNX AllSh	1165.53	0.01%

UPCOM 市場 (UPCoM)

	收盤	漲跌%
UPCoM	89.5	0.26%

外資交易	成交值 (Bil.VND)
買進	2664.63
賣出	2570.76
買超/賣超	93.87

外資交易	成交值 (Bil.VND)
買進	41.63
賣出	19.37
買超/賣超	22.26

外資交易	成交值 (Bil.VND)
買進	29.17
賣出	1.53
買超/賣超	27.64

上漲排名/ 股碼	漲跌(VND)	漲跌%
ST8	1450	6.86%
STK	1950	6.76%
STK	1950	6.76%
STK	1950	6.76%
FRT	4500	6.60%

上漲排名/ 股碼	漲跌(VND)	漲跌%
APS	800	9.52%
CEO	1600	6.67%
IPA	800	4.68%
SHS	500	3.31%
BVS	700	2.86%

上漲排名/ 股碼	漲跌(VND)	漲跌%
GVT	10000	14.93%
VNZ	18829	1.72%
VSF	301	1.25%
VGW	175	0.68%
SSH	41	0.06%

下跌排名/ 股碼	漲跌(VND)	漲跌%
HPX	-410	-6.94%
ITC	-850	-6.91%
TDH	-410	-6.88%
BCG	-750	-6.85%
LDG	-380	-6.82%

下跌排名/ 股碼	漲跌(VND)	漲跌%
VIT	-1700	-9.14%
C69	-600	-6.00%
VC2	-700	-5.07%
DTD	-1000	-3.70%
LIG	-200	-3.64%

下跌排名/ 股碼	漲跌(VND)	漲跌%
CC1	-1634	-6.95%
DGT	-582	-6.33%
AMS	-654	-5.54%
DDV	-587	-5.49%
G36	-439	-4.62%

*備註：市值>5,000 億盾；成交值>15 億盾

市值排名/ 股碼	Bil.VND
VCB	500,224
VIC	255,152
VHM	247,328
BID	223,587
GAS	186,802

市值排名/ 股碼	Bil.VND
PVS	15,295
IDC	14,256
THD	13,937
SHS	12,279
CEO	12,229

市值排名/ 股碼	Bil.VND
ACV	171,121
VGI	74,850
BSR	59,945
MCH	56,912
VEA	49,744

交易量排名/ 股碼	成交值	30 日均
NVL	46,787,500	52,187,922
VIX	40,496,100	27,324,749
SSI	38,688,421	19,903,611
STB	36,013,984	24,721,709
VND	33,874,100	33,605,111

交易量排名/ 股碼	成交值	30 日均
SHS	25,522,746	19,347,223
CEO	17,815,617	12,190,032
HUT	7,269,034	4,494,362
IDJ	5,850,681	4,298,161
PVS	5,225,133	6,722,262

交易量排 名/股碼	成交值	30 日均
DGT	9,464,682	1,856,718
BSR	8,260,499	10,543,830
NAB	8,199,545	312,697
SBS	4,635,534	3,772,599
C4G	3,280,372	4,520,175

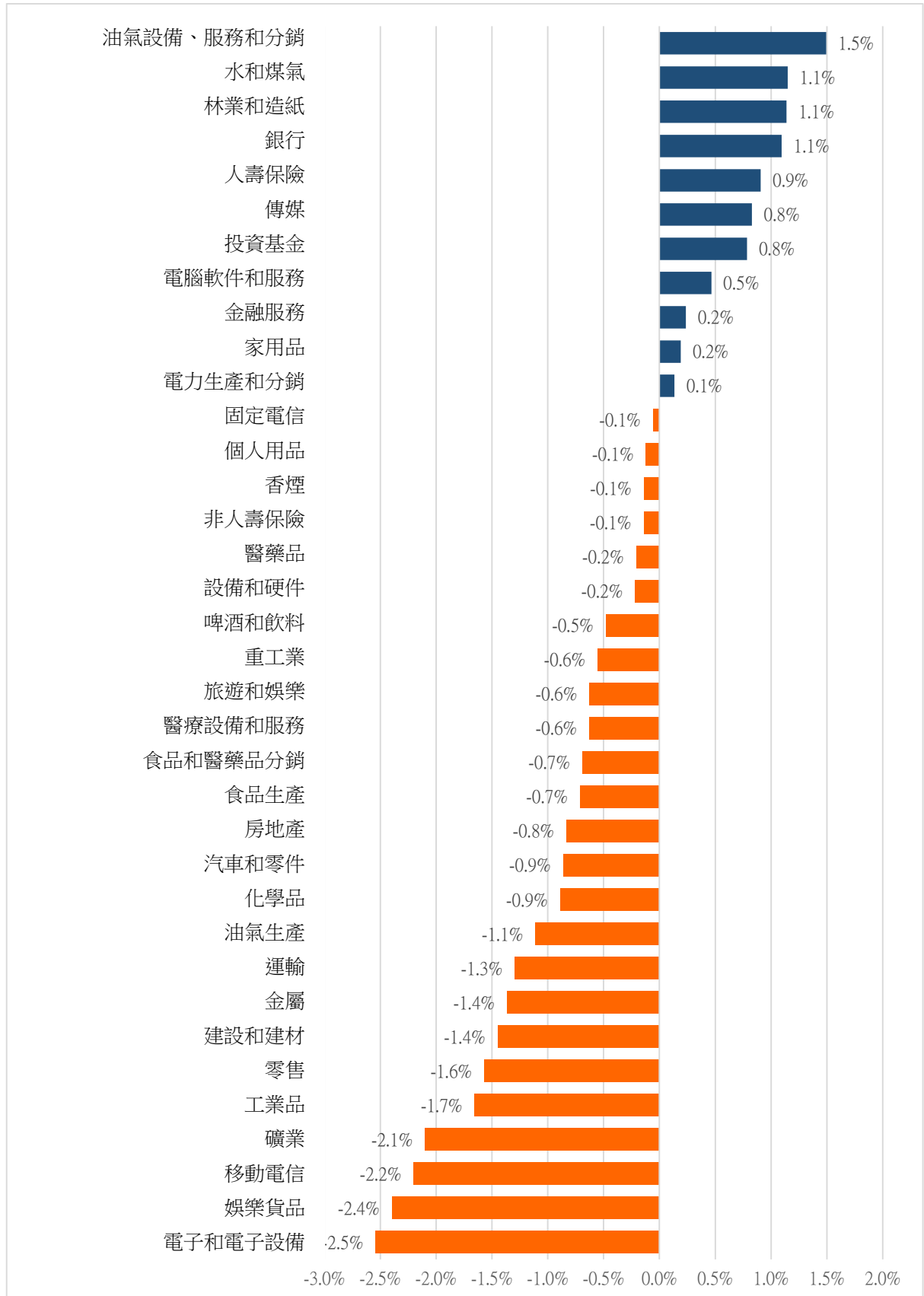
資料源: Bloomberg & Yuanta Research

資料源: Bloomberg & Yuanta Research

資料源: Bloomberg & Yuanta Research

We Create Fortune

各行業板塊的交易走勢



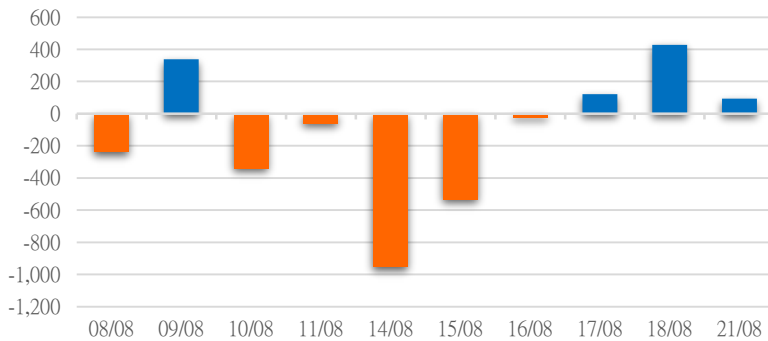
資料源: FinPro - YSVN



We Create Fortune

外資買進賣統計

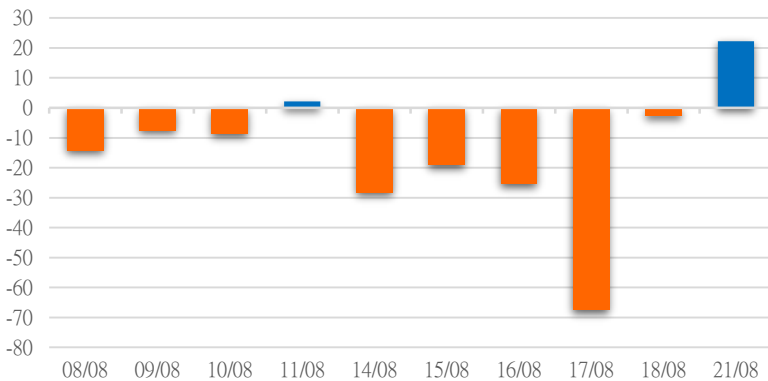
HSX 外資每日買/賣超



證券代碼	買超金額 (Mil.VND)	證券代碼	賣超金額 (Mil.VND)
VIC	219,186	KDC	321,434
CTG	143,005	SSI	293,356
VNM	88,721	MWG	87,781
VRE	55,023	STB	87,661
KBC	48,862	FUEVFVND	67,336

HSX 外資買/賣超的前 5 名

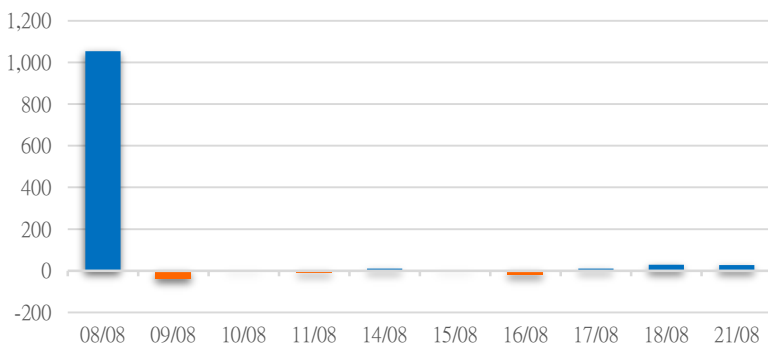
HNX 外資每日買/賣超



證券代碼	買超金額 (Mil.VND)	證券代碼	賣超金額 (Mil.VND)
CEO	12,523	SHS	2,226
BVS	5,802	NVB	1,754
TIG	5,745	TNG	1,445
IDC	4,447	DTD	1,445
PVS	1,698	MBS	588

HNX 外資買/賣超的前 5 名

UPCOM 外資每日買/賣超



證券代碼	買超金額 (Mil.VND)	證券代碼	賣超金額 (Mil.VND)
VTP	10,616	KVC	289
QNS	9,421	RIC	156
MCH	2,659	WTC	121
BSR	2,231	CSI	69
LTG	1,261	PWA	65

UPCOM 外資買/賣超的前 5 名

源: FiinPro - YSVN



We Create **Fortune**

自營統計

證券代碼	買超金額 (Mil.VND)	證券代碼	賣超金額 (Mil.VND)
E1VFN30	163,532	STB	35,578
FUEVFN30	161,759	FPT	22,657
HPG	37,514	ACB	9,675
CTG	27,005	GMD	6,773
SSI	23,765	PNJ	5,325

HSX 自營交易最大前名

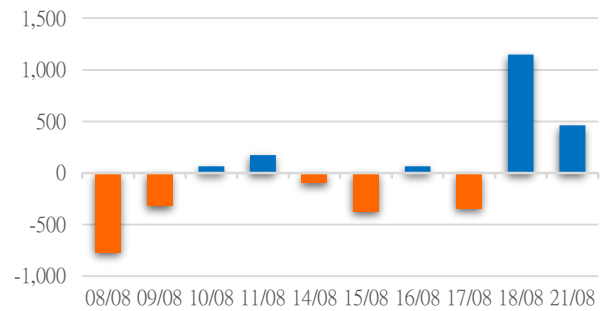
證券代碼	買超金額 (Mil.VND)	證券代碼	賣超金額 (Mil.VND)
VIT	81,552.51	PVS	1,485
VCS	296.89	IDC	1,311.4

HNX 自營交易最大前名

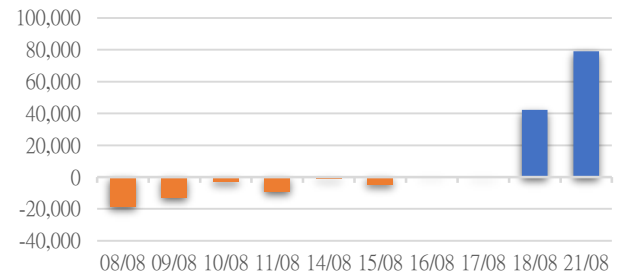
證券代碼	買超金額 (Mil.VND)	證券代碼	賣超金額 (Mil.VND)
QTP	1,048.36	VLC	1,200

UPCoM 自營交易最大前名

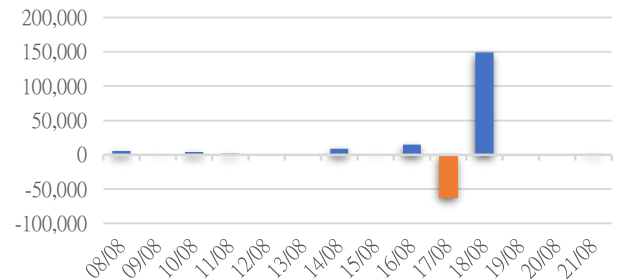
HSX 自營交易每日買/賣超 (BiVND)



HNX 自營交易每日買/賣超 (BiVND)



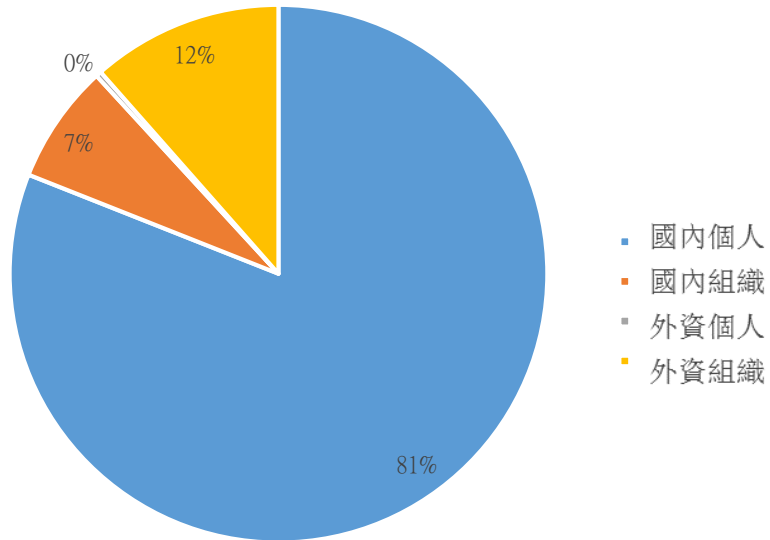
UPCoM 自營交易每日買/賣超 (BiVND)





We Create **Fortune**

越南證券市場投資人類別統計

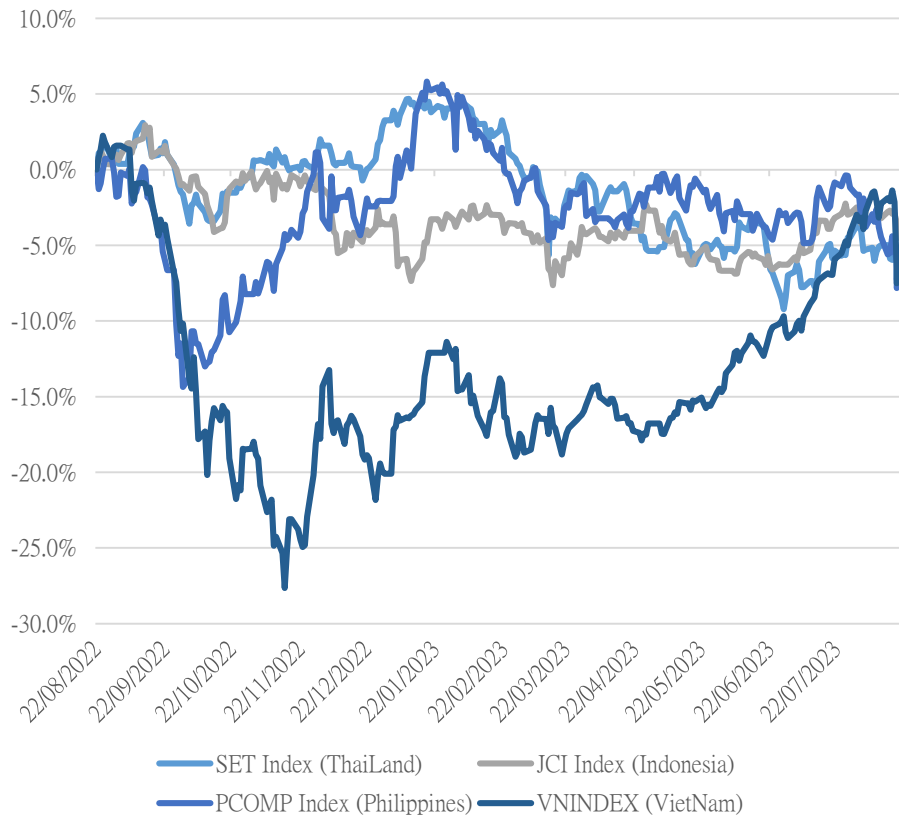


資料源: FiinPro - YSVN



We Create Fortune

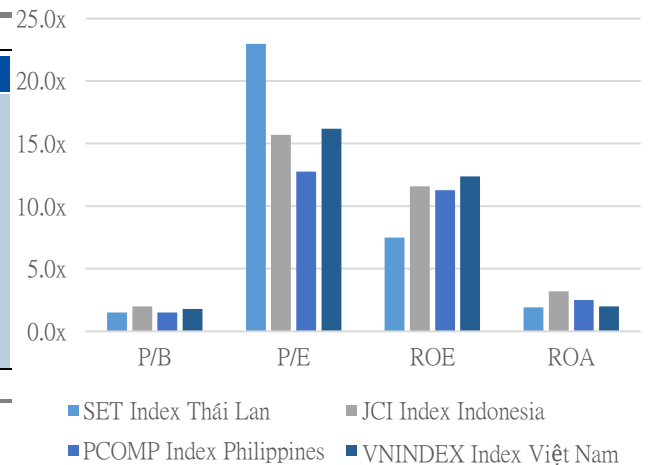
東南亞主要市場走勢比較



東南亞主要市場數據

		Thailand	Indonesia	Philippines	Vietnam
P/B		1.5x	2.0x	1.5x	1.8x
P/E		23.0x	15.7x	12.8x	16.2x
ROE	%	7.50	11.58	11.29	12.39
ROA	%	1.92	3.18	2.50	1.98
Vốn hóa	Tỷ USD	527.43	658.06	160.27	197.74
GTGD	Triệu USD	1.49	0.57	0.06	1.46
LS cổ tức	%	3.18	4.00	2.56	1.65

源: Bloomberg & YSVN





We Create **Fortune**

元大證券（越南）公司

個人客戶分析部

Nguyễn Th ệ Minh
研究分析經理
+84 28 3622 6868 ext 3826
minh.nguyen@yuanta.com.vn

Lý Thị Hi ệ n
研究分析主管
+84 28 3622 6868 ext 3908
hien.ly@yuanta.com.vn

Quách Đức Khánh
研究分析副主管
+84 28 3622 6868 ext 3833
khanh.quach@yuanta.com.vn

Khổng Hữu Hiệp
高級分析專員
+84 28 3622 6868 ext 3912
hiep.khong@yuanta.com.vn

Nguyễn Trịnh Ngọc Hồng
高級分析專員
+84 28 3622 6868 ext 3832
hong.nguyen@yuanta.com.vn

Phạm Tấn Phát
高級分析專員
+84 28 3622 6868 ext 3880
phat.pham@yuanta.com.vn

個人客戶業務部

Phạm Đắc Thành
北部營業中心經理
+84 28 3622 6868 ext 3416
thanh.pham@yuanta.com.vn

Võ Thị Thu Thủy
平陽分行經理
+84 28 3622 6868 ext 3505
thuy.vo@yuanta.com.vn

Lương Kỳ Ty
堤岸分行經理
+84 28 3622 6868 ext 3653
ty.luong@yuanta.com.vn

Bùi Quốc Phong
同奈分行經理
+84 28 3622 6868 ext 3701
phong.bui@yuanta.com.vn

Võ Đình Tuấn
峴港分行經理
+84 28 3622 6868 ext 3301
tuan.vo@yuanta.com.vn

Nguyễn Việt Quang
河內分行經理
+84 28 3622 6868 ext 3404
quang.nguyen@yuanta.com.vn

Đinh Thị Thu Cúc
頭頓分行經理
+84 28 3622 6868 ext 3203
cuc.dinh@yuanta.com.vn



We Create **Fortune**

Appendix A: Important Disclosures

Analyst Certification

Each research analyst primarily responsible for the content of this research report, in whole or in part, certifies that with respect to each security or issuer that the analyst covered in this report: (1) all of the views expressed accurately reflect his or her personal views about those securities or issuers; and (2) no part of his or her compensation was, is, or will be, directly or indirectly, related to the specific recommendations or views expressed by that research analyst in the research report.

Ratings Definitions

BUY: We have a positive outlook on the stock based on our expected absolute or relative return over the investment period. Our thesis is based on our analysis of the company's outlook, financial performance, catalysts, valuation and risk profile. We recommend investors add to their position.

HOLD-Outperform: In our view, the stock's fundamentals are relatively more attractive than peers at the current price. Our thesis is based on our analysis of the company's outlook, financial performance, catalysts, valuation and risk profile.

HOLD-Underperform: In our view, the stock's fundamentals are relatively less attractive than peers at the current price. Our thesis is based on our analysis of the company's outlook, financial performance, catalysts, valuation and risk profile.

SELL: We have a negative outlook on the stock based on our expected absolute or relative return over the investment period. Our thesis is based on our analysis of the company's outlook, financial performance, catalysts, valuation and risk profile. We recommend investors reduce their position.

Under Review: We actively follow the company, although our estimates, rating and target price are under review.

Restricted: The rating and target price have been suspended temporarily to comply with applicable regulations and/or Yuanta policies.

Note: Yuanta research coverage with a Target Price is based on an investment period of 12 months. Greater China Discovery Series coverage does not have a formal 12 month Target Price and the recommendation is based on an investment period specified by the analyst in the report.

Global Disclaimer

© 2018 Yuanta. All rights reserved. The information in this report has been compiled from sources we believe to be reliable, but we do not hold ourselves responsible for its completeness or accuracy. It is not an offer to sell or solicitation of an offer to buy any securities. All opinions and estimates included in this report constitute our judgment as of this date and are subject to change without notice.

This report provides general information only. Neither the information nor any opinion expressed herein constitutes an offer or invitation to make an offer to buy or sell securities or other investments. This material is prepared for general circulation to clients and is not intended to provide tailored investment advice and does not take into account the individual financial situation and objectives of any specific person who may receive this report. Investors should seek financial advice regarding the appropriateness of investing in any securities, investments or investment strategies discussed or recommended in this report. The information contained in this report has been compiled from sources believed to be reliable but no representation or warranty, express or implied, is made as to its accuracy, completeness or correctness. This report is not (and should not be construed as) a solicitation to act as securities broker or dealer in any jurisdiction by any person or company that is not legally permitted to carry on such business in that jurisdiction.

Yuanta research is distributed in the United States only to Major U.S. Institutional Investors (as defined in Rule 15a-6 under the Securities Exchange Act of 1934, as amended and SEC staff interpretations thereof). All transactions by a US person in the securities mentioned in this report must be effected through a registered broker-dealer under Section 15 of the Securities Exchange Act of 1934, as amended. Yuanta research is distributed in Taiwan by Yuanta Securities Investment Consulting. Yuanta research is distributed in Hong Kong by Yuanta Securities (Hong Kong) Co. Limited, which is licensed in Hong Kong by the Securities and Futures Commission for regulated activities, including Type 4 regulated activity (advising on securities). In Hong Kong, this research report may not be redistributed, retransmitted or disclosed, in whole or in part or and any form or manner, without the express written