

當日市場：金融股拉低市場

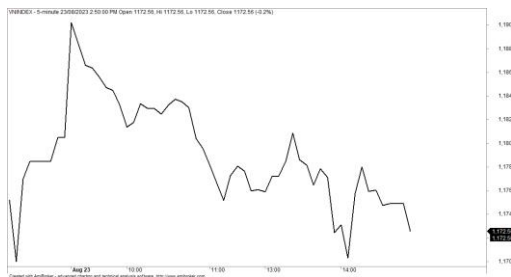
2023/08/24

市場走勢

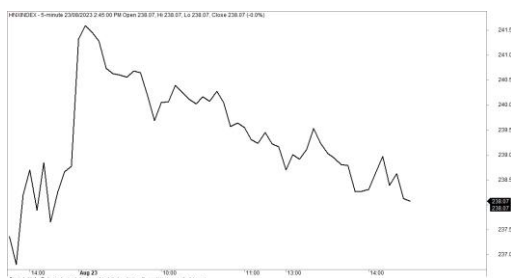
市場指數	VNI	HNI	UPCOM
收盤	1,172.56	238.07	89.39
%日	-0.67%	-0.66%	-0.13%
%週	-4.34%	-4.69%	-4.26%
%月	-0.46%	1.99%	1.54%
%年	-6.34%	-18.69%	-2.94%
成交值(Bil.VND)			
當日	9,763	1,044	442
日均量/週	25,239	2,606	1,315
日均量/月	22,647	2,172	1,381
外資進出			
買進	1,536.09	37.84	9.52
賣出	2,261.14	25.47	4.57
買賣超	-725.04	12.37	4.96
市場漲跌家數			
上漲	138	46	149
下跌	305	36	107
持平	56	73	84
市場指標			
P/E	14.02	19.38	17.37
總市值 (兆盾)	4,748	298	1,075
股息殖利率	1.84%	3.14%	5.51%

資料源: Bloomberg – YSVN

VNINDEX



HNIINDEX



市場走勢

市場在當日繼續調整，但跌幅有所收窄。具體而言，VN-Index 收盤下跌 0.67%，止於 1172.56 點，HNX-Index 和 Upcom-Index 同步分別下跌 0.66% 和 0.13%。3 大市場的交易額均達到 16 兆 5,080 億越南盾。

跌幅在 VN30-Index 籃子中繼續占主導地位，具有 21 檔下跌股和 7 檔上漲股。VIC、GAS、VNM 等是可以保持漲幅的藍籌股。另一方面，POW、VCB、VRE、VHM、VPB、MBB、BCM 等下跌 1% 以上。

在行業板塊方面，金融股再次錄得強勁拋售的壓力，如 STB、VND、VIX、BCG 等對市場造成負面影響最大。相比之下，NVL、PDR、LDG 等商業房地產股較為活躍，第 6 號文修訂草案預計將更加放鬆人們的借貸需求。

外資在整個市場賣超超過 5,410 億越南盾，其中 HPG (2,180 億)、VPB (1,150 億)、STB (740 億) 被拋售最多的股票。另一方面，VNM (540 億)、VIC (320 億)、DGC (280 億) 在買超方面領先。

市場短期觀點

我們認為 VN-Index 在下一交易日可能會繼續在 50 日均線附近波動。同時，技術指標下跌至超賣區域附近，因此市場在未來幾個交易日可能會出現復甦，積極點是拋售壓力有走弱的跡象。此外，情緒指標仍處於過度悲觀階段，因此投資者在此期間應限制拋售。

大盤的短期走勢仍然下跌。因此，在短期內，我們建議投資者在此期間應停止拋售，並考慮以 10% 的低比例試探買進。

請在 <https://ysradar.yuanta.com.vn/> 查看有關股票的信號。

技術分析圖



指數技術分析圖 VN-Index



指數技術分析圖 HNX-Index

指數	短期趨勢	中期趨勢	阻力區 1	阻力區 2	支撐區 1	支撐區 2
VN-Index	下跌	上漲	1110	1130	870	800
HNX-Index	下跌	上漲	197	210	189	160
VN30	下跌	上漲	1120	1140	980	960
VNMidcaps	下跌	上漲	1,030	1200	963	900
VNSmallcaps	下跌	上漲	1000	1150	804	750

胡志明市交易所 (HSX)

	收盤	漲跌%
VNI	1172.56	-0.67%
VN30	1182.97	-0.88%
VN Mid	1605.4	-0.56%
VN Small	1357.19	0.08%

河內交易所 (HSX)

	收盤	漲跌%
HNI	238.07	-0.66%
HN30	481.69	-1.63%
VNX AllSh	1163.54	-0.73%

UPCOM 市場 (UPCoM)

	收盤	漲跌%
UPCoM	89.39	-0.13%

外資交易	成交值 (Bil.VND)
買進	1761.2
賣出	2318.32
買超/賣超	-557.12

外資交易	成交值 (Bil.VND)
買進	28.49
賣出	23.25
買超/賣超	5.24

外資交易	成交值 (Bil.VND)
買進	25.94
賣出	15.80
買超/賣超	10.15

上漲排名/ 股碼	漲跌(VND)	漲跌%
CKG	1850	6.95%
TDH	330	5.82%
NHH	750	5.30%
NAF	500	3.13%
SIP	3600	2.95%

上漲排名/ 股碼	漲跌(VND)	漲跌%
NDN	100	0.89%
TNG	100	0.56%
IPA	100	0.51%
VGS	0	0.00%
VC2	0	0.00%

上漲排名/ 股碼	漲跌(VND)	漲跌%
VSF	1347	5.30%
VCP	852	3.86%
VCP	852	3.86%
C4G	509	3.66%
DVN	571	3.02%

下跌排名/ 股碼	漲跌(VND)	漲跌%
PGV	-1200	-4.17%
SJS	-2200	-4.02%
PAC	-1200	-3.91%
STB	-1250	-3.89%
POW	-450	-3.52%

下跌排名/ 股碼	漲跌(VND)	漲跌%
CEO	-900	-3.61%
C69	-200	-2.13%
S99	-200	-2.00%
MBG	-100	-1.85%
TIG	-200	-1.79%

下跌排名/ 股碼	漲跌(VND)	漲跌%
SSH	-113	-0.17%
VGT	-11	-0.09%
QTP	-13	-0.08%
TVN	18	0.26%
BVB	40	0.39%

*備註: 市值>5,000 億盾; 成交值>15 億盾

市值排名/ 股碼	Bil.VND
VCB	494,076
VIC	245,999
VHM	241,667
GAS	191,969
VNM	151,940

市值排名/ 股碼	Bil.VND
CEO	12,687
KSF	12,090
BAB	11,585
VCS	9,424
NVB	8,018

市值排名/ 股碼	Bil.VND
VGI	71,216
SSH	24,442
MVN	22,931
DNH	16,896
QNS	16,616

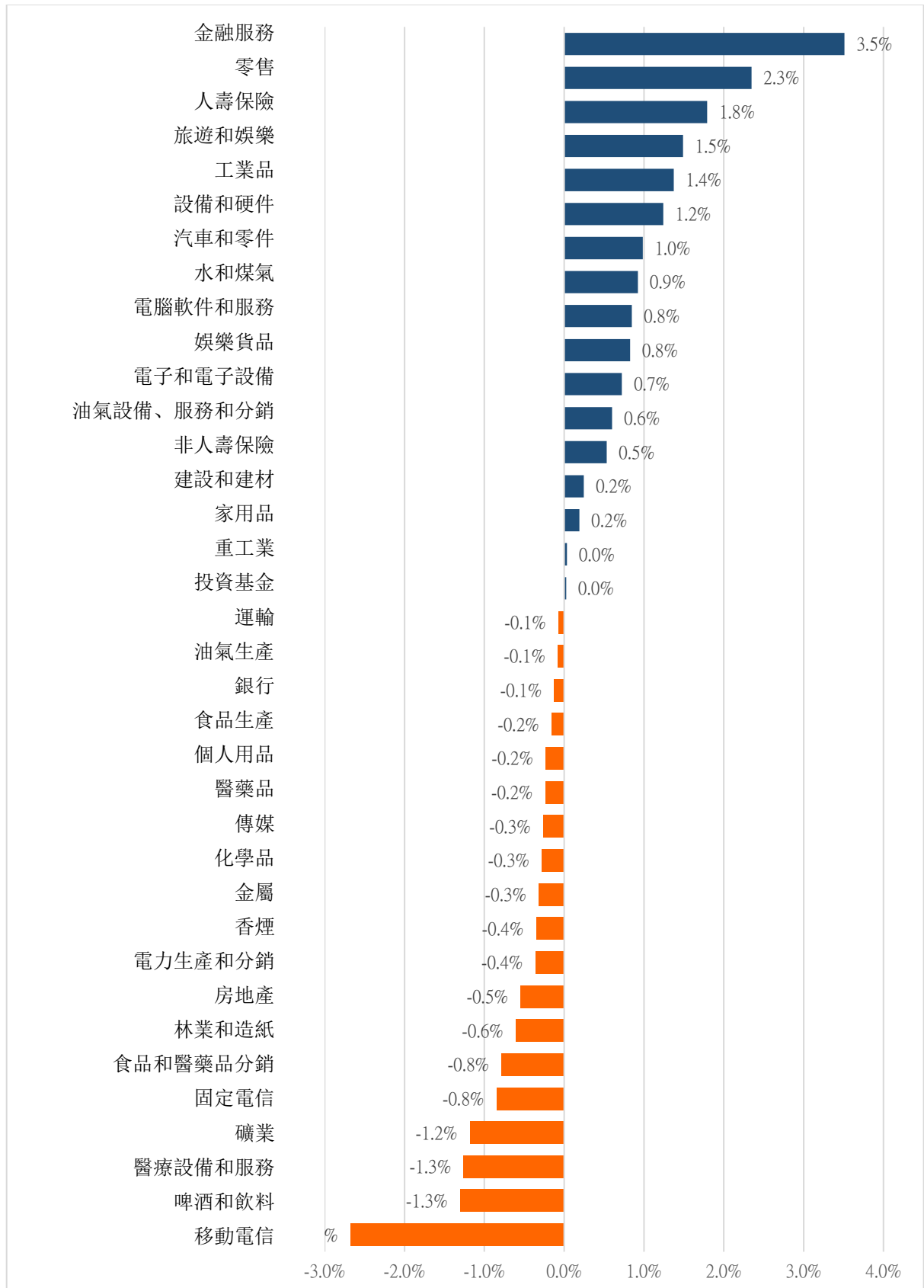
交易量排名/ 股碼	成交值	30 日均
STB	39,433,934	25,819,274
NVL	29,604,600	54,847,015
DXG	20,635,502	28,022,085
VIC	20,341,506	12,421,039
SHB	19,668,600	21,496,522

交易量排名/ 股碼	成交值	30 日均
CEO	11,571,814	13,121,505
IDJ	1,998,644	4,537,467
TAR	1,327,719	3,714,542
DDG	1,196,105	3,321,137
API	1,153,210	1,911,457

交易量排 名/股碼	成交值	30 日均
NAB	12,621,018	314,443
C4G	2,076,161	4,685,689
ABB	1,103,883	3,346,925
DVN	1,085,500	180,739
KVC	695,705	1,839,953

資料源: Bloomberg & Yuanta Research

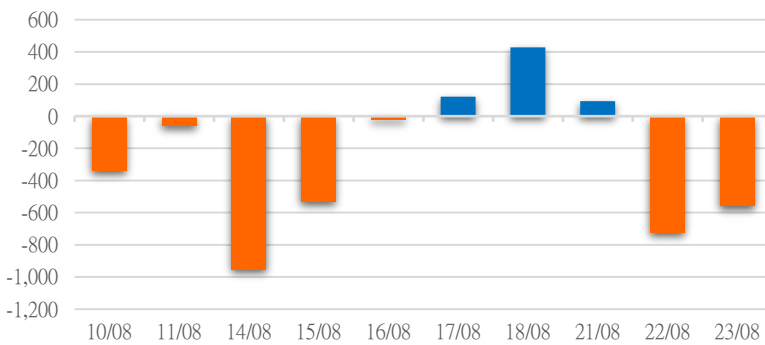
各行業板塊的交易走勢



資料源: FinPro – YSVN

外資買進賣統計

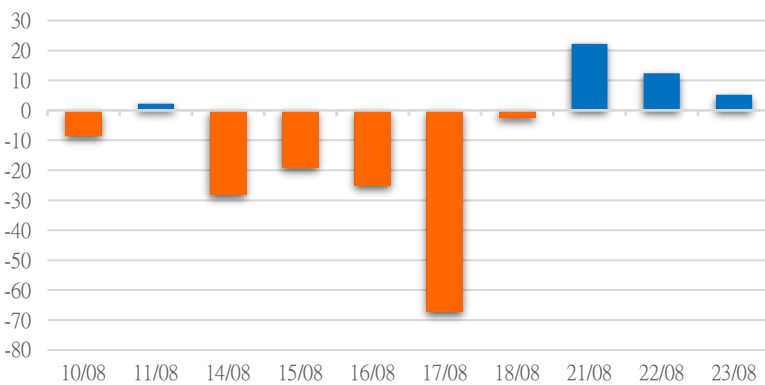
HSX 外資每日買/賣超



證券代碼	買超金額 (Mil.VND)	證券代碼	賣超金額 (Mil.VND)
VNM	54,131	VPB	114,634
VIC	31,525	STB	74,368
TPB	23,467	VCB	48,861
NVL	16,702	SAB	32,181
KBC	16,229	DPM	28,946

HSX 外資買/賣超的前 5 名

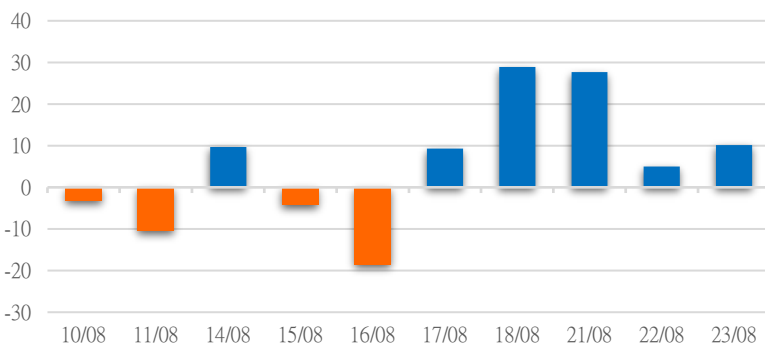
HNX 外資每日買/賣超



證券代碼	買超金額 (Mil.VND)	證券代碼	賣超金額 (Mil.VND)
CEO	4,733	NVB	1,465
PRC	70	TNG	1,455
IPA	61	IDJ	209
NTP	57	NDN	71
VNR	43	TA9	48

HNX 外資買/賣超的前 5 名

UPCOM 外資每日買/賣超



證券代碼	買超金額 (Mil.VND)	證券代碼	賣超金額 (Mil.VND)
MPC	193	LTG	656
CLX	43	QNS	458
HPP	17	RIC	337
NED	12	ABC	16
UDC	10	KVC	9

UPCOM 外資買/賣超的前 5 名

源: FiiPro - YSVN

自營統計

證券代碼	買超金額 (Mil.VND)	證券代碼	賣超金額 (Mil.VND)
VND	21,677	VIC	131,380
FUEVFNVD	13,481	VNM	95,520
PDR	4,835	FPT	75,340
BWE	3,347	STB	62,667
VIB	3,344	CTG	56,177

HSX 自營交易最大前名

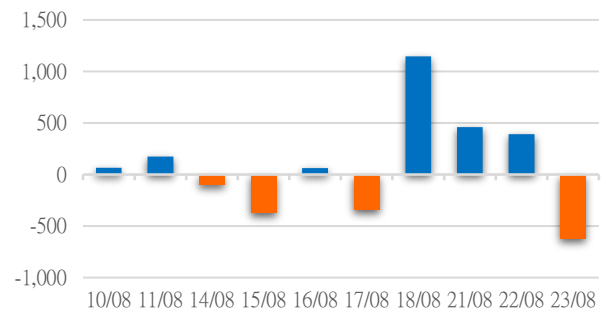
證券代碼	買超金額 (Mil.VND)	證券代碼	賣超金額 (Mil.VND)
L18	75.80	L14	5
		SHS	1.6
		THD	1.1

HNX 自營交易最大前名

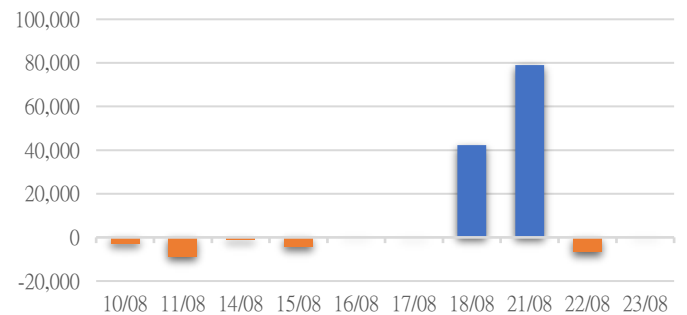
證券代碼	買超金額 (Mil.VND)	證券代碼	賣超金額 (Mil.VND)
ACV	39.03	TCI	3,079
		TID	185

UPCoM 自營交易最大前名

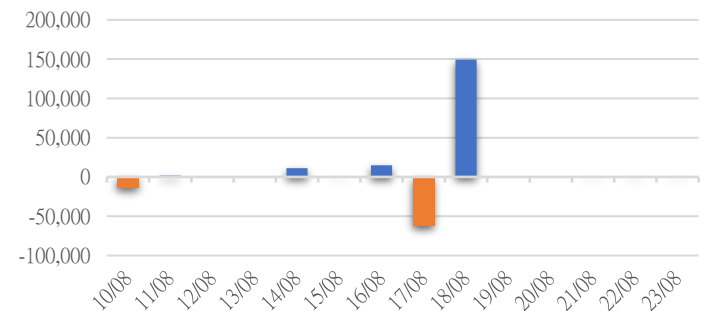
HSX 自營交易每日買/賣超 (Bil.VND)



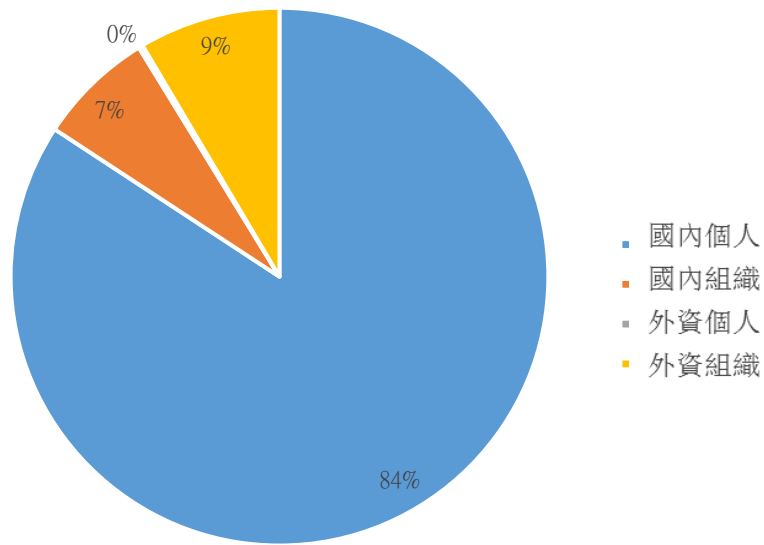
HNX 自營交易每日買/賣超 (Mil.VND)



UPCoM 自營交易每日買/賣超 (Mil.VND)

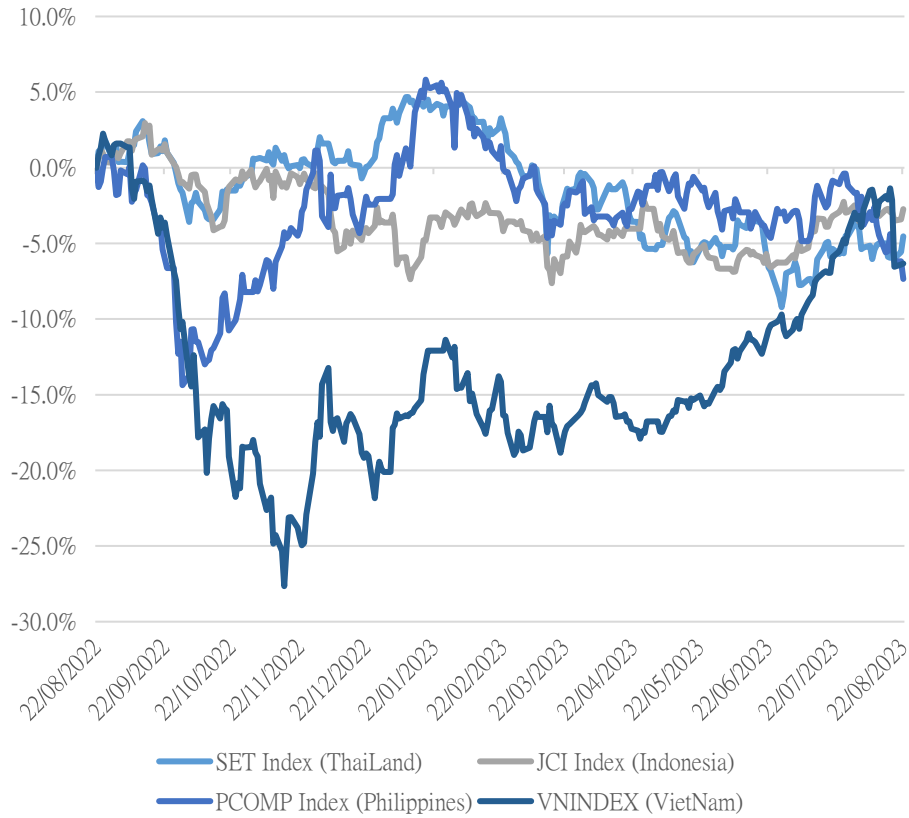


越南證券市場投資人類別統計



資料源: FiinPro – YSVN

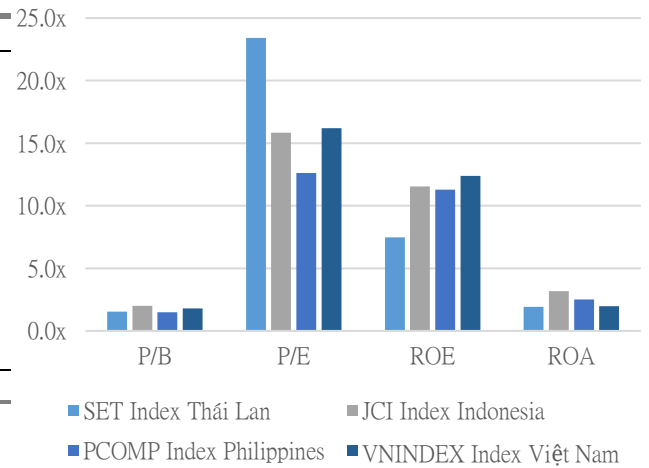
東南亞主要市場走勢比較



東南亞主要市場數據

		Thailand	Indonesia	Philippines	Vietnam
P/B		1.5x	2.0x	1.5x	1.8x
P/E		23.0x	15.7x	12.8x	16.2x
ROE	%	7.50	11.58	11.29	12.39
ROA	%	1.92	3.18	2.50	1.98
Vốn hóa	Tỷ USD	527.43	658.06	160.27	197.74
GTGD	Triệu USD	1.49	0.57	0.06	1.46
LS cổ tức	%	3.18	4.00	2.56	1.65

源: Bloomberg & YSVN



■ SET Index Thái Lan ■ JCI Index Indonesia
■ PCOMP Index Philippines ■ VNINDEX Index Việt Nam

元大證券（越南）公司

個人客戶分析部

Nguyễn Thế Minh
研究分析經理
+84 28 3622 6868 ext 3826
minh.nguyen@yuanta.com.vn

Lý Thị Hiền
研究分析主管
+84 28 3622 6868 ext 3908
hien.ly@yuanta.com.vn

Quách Đức Khánh
研究分析副主管
+84 28 3622 6868 ext 3833
khanh.quach@yuanta.com.vn

Khổng Hữu Hiệp
高級分析專員
+84 28 3622 6868 ext 3912
hiiep.khong@yuanta.com.vn

Nguyễn Trịnh Ngọc Hồng
高級分析專員
+84 28 3622 6868 ext 3832
hong.nguyen@yuanta.com.vn

Phạm Tấn Phát
高級分析專員
+84 28 3622 6868 ext 3880
phat.pham@yuanta.com.vn

個人客戶業務部

Phạm Đắc Thành
北部分行經理
+84 28 3622 6868 ext 3416
thanh.pham@yuanta.com.vn

Võ Thị Thu Thủy
平陽分行經理
+84 28 3622 6868 ext 3505
thuy.vo@yuanta.com.vn

Lương Kỳ Ty
堤岸分行經理
+84 28 3622 6868 ext 3653
ty.luong@yuanta.com.vn

Bùi Quốc Phong
同奈分行經理
+84 28 3622 6868 ext 3701
phong.bui@yuanta.com.vn

Võ Đình Tuấn
峴港分行經理
+84 28 3622 6868 ext 3301
tuan.vo@yuanta.com.vn

Nguyễn Việt Quang
河內分行經理
+84 28 3622 6868 ext 3404
quang.nguyen@yuanta.com.vn

Đinh Thị Thu Cúc
頭頓分行經理
+84 28 3622 6868 ext 3203
cuc.dinh@yuanta.com.vn

Appendix A: Important Disclosures

Analyst Certification

Each research analyst primarily responsible for the content of this research report, in whole or in part, certifies that with respect to each security or issuer that the analyst covered in this report: (1) all of the views expressed accurately reflect his or her personal views about those securities or issuers; and (2) no part of his or her compensation was, is, or will be, directly or indirectly, related to the specific recommendations or views expressed by that research analyst in the research report.

Ratings Definitions

BUY: We have a positive outlook on the stock based on our expected absolute or relative return over the investment period. Our thesis is based on our analysis of the company's outlook, financial performance, catalysts, valuation and risk profile. We recommend investors add to their position.

HOLD-Outperform: In our view, the stock's fundamentals are relatively more attractive than peers at the current price. Our thesis is based on our analysis of the company's outlook, financial performance, catalysts, valuation and risk profile.

HOLD-Underperform: In our view, the stock's fundamentals are relatively less attractive than peers at the current price. Our thesis is based on our analysis of the company's outlook, financial performance, catalysts, valuation and risk profile.

SELL: We have a negative outlook on the stock based on our expected absolute or relative return over the investment period. Our thesis is based on our analysis of the company's outlook, financial performance, catalysts, valuation and risk profile. We recommend investors reduce their position.

Under Review: We actively follow the company, although our estimates, rating and target price are under review.

Restricted: The rating and target price have been suspended temporarily to comply with applicable regulations and/or Yuanta policies.

Note: Yuanta research coverage with a Target Price is based on an investment period of 12 months. Greater China Discovery Series coverage does not have a formal 12 month Target Price and the recommendation is based on an investment period specified by the analyst in the report.

Global Disclaimer

© 2018 Yuanta. All rights reserved. The information in this report has been compiled from sources we believe to be reliable, but we do not hold ourselves responsible for its completeness or accuracy. It is not an offer to sell or solicitation of an offer to buy any securities. All opinions and estimates included in this report constitute our judgment as of this date and are subject to change without notice.

This report provides general information only. Neither the information nor any opinion expressed herein constitutes an offer or invitation to make an offer to buy or sell securities or other investments. This material is prepared for general circulation to clients and is not intended to provide tailored investment advice and does not take into account the individual financial situation and objectives of any specific person who may receive this report. Investors should seek financial advice regarding the appropriateness of investing in any securities, investments or investment strategies discussed or recommended in this report. The information contained in this report has been compiled from sources believed to be reliable but no representation or warranty, express or implied, is made as to its accuracy, completeness or correctness. This report is not (and should not be construed as) a solicitation to act as securities broker or dealer in any jurisdiction by any person or company that is not legally permitted to carry on such business in that jurisdiction.

Yuanta research is distributed in the United States only to Major U.S. Institutional Investors (as defined in Rule 15a-6 under the Securities Exchange Act of 1934, as amended and SEC staff interpretations thereof). All transactions by a US person in the securities mentioned in this report must be effected through a registered broker-dealer under Section 15 of the Securities Exchange Act of 1934, as amended. Yuanta research is distributed in Taiwan by Yuanta Securities Investment Consulting. Yuanta research is distributed in Hong Kong by Yuanta Securities (Hong Kong) Co. Limited, which is licensed in Hong Kong by the Securities and Futures Commission for regulated activities, including Type 4 regulated activity (advising on securities). In Hong Kong, this research report may not be redistributed, retransmitted or disclosed, in whole or in part or any form or manner, without the express written