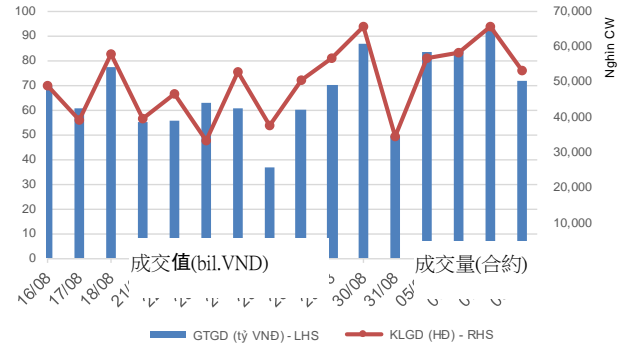


市場在窄幅波動

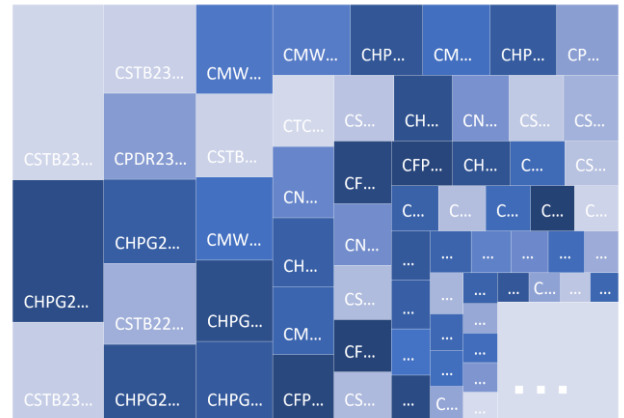
2023/09/11

週末交易時段並無有太多值得關注的走勢，大部分權證均在窄幅波動。FPT 和 HPG 仍然是市場上吸引現金流的權證。我們繼續建議投資者對當前股票市場的走勢保持謹慎態度，並在大幅上漲的權證不宜增加比例。

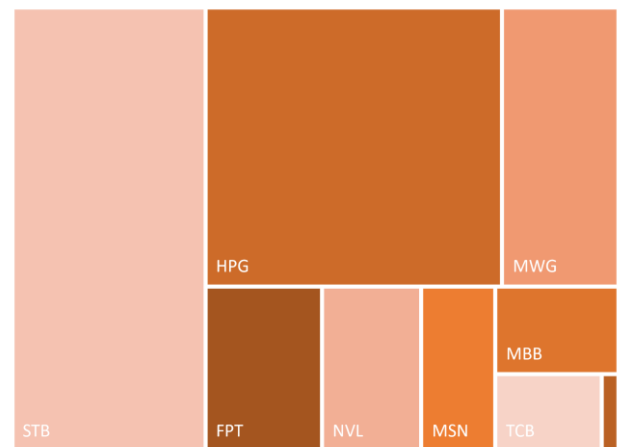
成交值和成交量



根據認股權證代碼分配成交值



根據標的股票代碼分配成交值



源自: YSVN

當日成交及相關指數

隱含波動	隱含波動	隱含波動	隱含波動	隱含波動	隱含波動	隱含波動	隱含波動	隱含波動	隱含波動
CACB2302	-1.5%	660	576,300	0.39	ITM	7.6%		61	47%
CACB2303	0.0%	780	322,600	0.25	ITM	11.9%		102	48%
CFPT2214	-1.5%	4,020	26,200	0.11	ITM	0.9%	2.87	37	66%
CFPT2303	-3.2%	3,000	207,600	0.64	ITM	0.7%	3.82	43	35%
CFPT2304	-2.9%	2,970	274,500	0.85	ITM	2.7%	3.29	71	58%
CFPT2305	-1.9%	3,560	358,500	1.29	ITM	4.6%	2.70	157	51%
CFPT2306	-3.1%	2,860	891,000	2.63	ITM	2.9%	4.15	61	51%
CFPT2307	-3.2%	3,000	730,500	2.27	ITM	5.0%	3.76	102	48%
CFPT2308	-5.4%	2,820	137,800	0.40	ITM	4.6%	3.97	97	45%
CFPT2309	-4.8%	3,200	382,100	1.26	ITM	7.6%	3.34	171	45%
CFPT2310	-4.5%	3,200	85,100	0.28	ITM	12.2%	3.08	236	45%
CHDB2301	4.0%	520	57,000	0.03	ITM	7.7%	5.98	36	60%
CHDB2302	9.5%	690	3,100	-	ITM	9.5%	4.76	53	63%
CHDB2303	1.5%	670	3,100	-	OTM	14.7%	4.04	76	62%
CHDB2304	4.6%	910	2,100	-	OTM	24.0%	2.80	141	67%
CHDB2305	1.3%	780	173,500	0.13	OTM	22.5%	3.08	121	65%
CHDB2306	2.1%	970	42,700	0.04	OTM	31.3%	2.46	207	63%
CHPG2227	-4.3%	4,240	38,200	0.17	ITM	1.2%	3.37	37	62%
CHPG2302	0.2%	4,380	4,400	0.02	ITM	0.4%	3.27	12	89%
CHPG2306	-3.3%	2,920	526,100	1.59	ITM	0.4%	3.26	43	0%
CHPG2307	-3.6%	1,850	284,200	0.54	ITM	4.9%	3.56	81	59%
CHPG2308	-2.2%	1,770	81,000	0.14	ITM	1.9%	3.99	36	64%
CHPG2309	-1.0%	2,080	465,400	0.98	ITM	5.5%	3.73	184	31%
CHPG2310	-3.4%	1,420	525,800	0.75	ITM	0.9%	5.02	16	66%
CHPG2311	-2.4%	2,060	196,800	0.40	ITM	2.9%	3.40	59	64%
CHPG2312	13.9%	1,640	7,600	0.01	ITM	5.9%	3.83	81	58%
CHPG2313	-3.0%	1,930	19,900	0.04	ITM	8.4%	3.20	124	59%
CHPG2314	-0.5%	4,000	250,500	1.02	ITM	2.8%	3.32	123	36%
CHPG2315	-5.2%	1,650	61,100	0.10	ITM	20.0%	2.82	206	57%
CHPG2316	-1.6%	1,840	26,600	0.05	OTM	26.5%	2.40	271	60%
CHPG2317	-5.6%	1,360	7,400	0.01	ITM	12.8%	3.62	121	56%
CHPG2318	-4.7%	1,230	326,900	0.41	OTM	19.2%	3.27	141	58%
CHPG2319	-3.3%	1,480	67,300	0.10	OTM	25.8%	2.65	207	60%
CHPG2320	-3.7%	2,350	679,600	1.63	ITM	10.6%	4.21	71	63%
CHPG2321	-2.4%	2,480	137,800	0.35	ITM	11.5%	3.07	157	57%
CHPG2322	-1.4%	3,410	7,700	0.03	OTM	28.5%	2.35	222	66%
CHPG2323	-2.7%	1,070	1,332,700	1.43	ITM	5.7%	5.16	61	49%
CHPG2324	-2.5%	1,180	543,900	0.63	ITM	7.2%	4.56	84	48%
CHPG2325	-2.8%	1,040	1,025,500	1.09	ITM	10.5%	4.49	102	47%
CHPG2326	-0.8%	1,300	274,300	0.37	ITM	14.1%	3.62	171	46%
CHPG2327	-5.9%	1,910	18,400	0.04	OTM	14.6%	4.16	97	54%
CHPG2328	7.3%	2,660	7,000	0.02	ITM	18.0%	3.28	171	53%
CHPG2329	-12.7%	3,080	46,700	0.15	OTM	22.7%	2.81	236	54%
CMBB2215	0.8%	2,600	74,100	0.19	ITM	2.0%	4.28	37	59%
CMBB2304	4.1%	760	91,100	0.07	ITM	0.8%	2.99	16	106%
CMBB2305	-1.3%	750	37,400	0.03	ITM	7.7%	2.92	81	87%
CMBB2306	0.9%	2,160	911,100	2.01	ITM	6.9%	4.06	184	31%

CMBB2307	0.0%	610	4,188,000	2.59	ITM	5.9%	5.74	61	44%
CMBB2308	3.0%	690	846,100	0.57	ITM	10.2%	4.60	102	46%
CMBB2309	1.3%	800	122,800	0.10	ITM	15.0%	3.76	171	45%
CMBB2310	3.2%	1,300	1,100	-	ITM	11.9%	4.51	97	49%
CMBB2311	10.4%	1,810	12,000	0.02	ITM	17.2%	3.33	171	52%
CMBB2312	2.1%	1,970	700	-	OTM	21.5%	2.97	236	51%
CMSN2301	-0.8%	1,190	178,400	0.22	ITM	4.7%	5.64	36	59%
CMSN2302	-0.5%	3,930	149,100	0.60	ITM	9.2%	2.93	184	51%
CMSN2303	-1.4%	690	325,100	0.24	ITM	3.5%	8.85	16	57%
CMSN2304	-2.2%	1,320	326,300	0.45	ITM	8.4%	4.57	59	62%
CMSN2305	-1.2%	1,690	7,500	0.01	ITM	14.3%	3.34	124	61%
CMSN2306	-2.6%	1,490	546,200	0.83	ITM	15.7%	3.44	121	60%
CMSN2307	0.5%	1,900	9,100	0.02	OTM	24.4%	2.58	207	63%
CMSN2308	-2.3%	1,250	150,600	0.20	ITM	9.8%	5.06	61	55%
CMSN2309	-1.5%	1,330	138,400	0.19	OTM	16.6%	3.97	102	55%
CMSN2310	5.8%	1,470	1,100	-	OTM	15.6%	3.87	97	58%
CMSN2311	6.3%	2,040	34,000	0.07	OTM	27.8%	2.66	236	56%
CMWG2215	-3.3%	1,180	163,500	0.20	ITM	2.3%	4.45	37	58%
CMWG2302	-7.1%	1,050	472,100	0.52	ITM	1.4%	6.99	43	25%
CMWG2303	-0.8%	1,180	39,300	0.05	ITM	-1.1%	2.35	16	0%
CMWG2304	0.9%	1,130	98,000	0.11	ITM	1.9%	2.44	81	65%
CMWG2305	-0.9%	5,650	70,300	0.40	ITM	5.5%	2.34	184	57%
CMWG2306	-1.0%	1,020	699,500	0.73	ITM	5.7%	5.07	61	49%
CMWG2307	-2.5%	1,150	1,617,200	1.92	ITM	7.6%	4.35	102	44%
CMWG2308	-12.2%	1,870	56,700	0.11	ITM	11.4%	3.98	97	55%
CMWG2309	0.0%	2,120	-	-	ITM	17.5%	3.25	171	53%
CMWG2310	0.0%	2,370	-	-	ITM	20.6%	2.92	236	51%
CNVL2301	3.8%	2,190	299,800	0.65	ITM	2.9%	2.47	36	120%
CNVL2302	0.0%	1,570	206,000	0.32	ITM	4.7%	3.44	53	82%
CNVL2303	-3.4%	1,700	316,500	0.55	ITM	11.7%	3.14	141	72%
CNVL2304	-2.2%	1,810	192,000	0.35	ITM	5.5%	2.98	76	81%
CNVL2305	2.5%	2,050	346,000	0.69	ITM	16.7%	2.59	207	78%
CPDR2301	1.4%	2,900	152,800	0.44	ITM	0.9%		36	95%
CPDR2302	1.0%	1,960	931,600	1.80	ITM	3.5%		53	77%
CPDR2303	4.1%	2,290	1,800	-	ITM	13.5%		141	85%
CPDR2304	0.9%	2,220	132,100	0.30	ITM	5.0%		76	81%
CPDR2305	0.0%	2,450	26,600	0.06	ITM	17.3%		207	80%
CPOW2301	-2.7%	360	146,500	0.05	OTM	13.9%		36	58%
CPOW2302	-2.6%	380	89,700	0.03	OTM	17.0%		53	53%
CPOW2303	-7.1%	390	83,900	0.03	OTM	24.9%		76	55%
CPOW2304	0.0%	610	180,200	0.11	OTM	36.1%		141	58%
CPOW2305	-1.4%	700	161,500	0.11	OTM	27.1%		121	58%
CPOW2306	2.2%	950	800	-	OTM	38.8%		207	60%
CPOW2307	0.0%	740	231,300	0.17	OTM	16.1%		71	62%
CPOW2308	-1.5%	640	1,164,200	0.75	ITM	17.8%		157	67%
CPOW2309	0.0%	1,110	5,100	0.01	OTM	29.6%		179	62%
CPOW2310	0.0%	1,450	9,000	0.01	OTM	19.8%		97	57%
CSTB2225	-2.0%	6,270	380,800	2.42	ITM	0.1%	2.63	37	0%
CSTB2303	-0.9%	5,550	130,900	0.74	ITM	0.3%	2.96	43	0%
CSTB2304	0.0%	1,080	187,900	0.20	ITM	3.2%	5.24	36	56%
CSTB2305	0.8%	1,330	184,600	0.25	ITM	8.4%	3.83	81	61%
CSTB2306	-2.4%	3,660	48,500	0.18	ITM	13.1%	3.21	184	49%

CSTB2307	-4.3%	670	983,800	0.72	ITM	1.1%	8.40	16	40%
CSTB2308	-2.2%	1,330	40,500	0.05	ITM	4.4%	4.24	59	55%
CSTB2309	-0.9%	1,130	888,300	1.01	ITM	9.7%	4.09	81	58%
CSTB2310	-0.7%	1,340	97,100	0.13	ITM	12.2%	3.46	124	56%
CSTB2311	0.0%	2,990	164,800	0.51	ITM	2.1%	4.74	58	36%
CSTB2312	4.7%	1,560	100	-	OTM	24.6%	2.55	206	64%
CSTB2313	-1.2%	1,590	18,700	0.03	OTM	31.8%	2.32	271	62%
CSTB2314	-4.0%	1,190	1,100	-	ITM	15.7%	3.45	121	59%
CSTB2315	-2.6%	1,130	71,700	0.08	OTM	21.2%	3.16	141	61%
CSTB2316	0.0%	1,280	5,200	0.01	OTM	29.5%	2.62	207	61%
CSTB2317	-1.0%	1,920	107,000	0.21	ITM	8.4%	4.21	71	59%
CSTB2318	-0.6%	1,780	74,900	0.14	ITM	18.5%	2.97	179	58%
CSTB2319	-0.9%	1,080	298,800	0.33	ITM	11.3%	2.77	157	63%
CSTB2320	0.0%	1,480	1,787,500	2.69	ITM	4.3%	4.57	61	49%
CSTB2321	-0.6%	1,620	1,089,000	1.79	ITM	7.5%	3.89	102	49%
CSTB2322	-0.6%	1,780	6,287,000	11.51	ITM	12.5%	3.30	171	49%
CSTB2323	-9.8%	1,660	1,550,700	2.63	ITM	8.0%	3.81	97	53%
CSTB2324	-11.9%	1,560	1,694,600	3.09	ITM	12.8%	3.57	171	45%
CSTB2325	-2.5%	1,950	523,700	1.06	ITM	19.1%	2.82	236	53%
CTCB2216	-0.9%	2,110	171,800	0.39	ITM	0.5%	4.15	37	0%
CTCB2302	5.6%	3,800	181,400	0.69	ITM	7.4%	2.78	184	51%
CTCB2303	8.3%	1,180	282,900	0.34	ITM	6.9%	5.33	61	49%
CTCB2304	5.6%	1,320	216,600	0.29	ITM	11.3%	4.34	102	49%
CTCB2305	-3.8%	1,760	114,500	0.19	ITM	9.2%	3.86	97	56%
CTCB2306	5.9%	2,140	30,100	0.06	ITM	13.5%	3.09	171	55%
CTCB2307	6.7%	2,220	52,700	0.12	ITM	19.9%	2.71	236	56%
CTPB2302	0.0%	730	270,700	0.20	ITM	-1.0%		16	0%
CTPB2303	-2.9%	680	183,300	0.13	ITM	5.3%		81	59%
CVHM2220	-11.5%	690	766,700	0.58	OTM	11.5%	6.18	37	54%
CVHM2301	-5.4%	530	1,358,500	0.74	OTM	10.9%	5.76	36	60%
CVHM2302	-2.9%	3,000	444,800	1.33	ITM	12.5%	3.36	184	47%
CVHM2303	-24.3%	280	244,300	0.07	OTM	12.8%	4.21	16	74%
CVHM2304	-3.2%	920	1,297,300	1.22	ITM	10.6%	4.72	59	61%
CVHM2305	-2.7%	1,070	315,400	0.34	OTM	20.4%	3.25	124	60%
CVHM2306	-3.2%	910	69,800	0.06	OTM	23.3%	3.15	121	60%
CVHM2307	-3.1%	1,230	379,100	0.48	OTM	31.6%	2.46	207	60%
CVHM2308	-4.7%	410	3,019,800	1.25	OTM	16.7%	5.27	61	50%
CVHM2309	-4.9%	580	411,500	0.24	OTM	9.1%		61	49%
CVHM2310	-3.9%	1,220	28,400	0.04	OTM	18.1%	4.00	97	54%
CVHM2311	-5.6%	2,010	8,200	0.02	OTM	28.0%	2.75	236	54%
CVHM2312	-3.3%	2,030	68,600	0.14	OTM	20.1%	3.14	171	55%
CVIB2302	-0.9%	2,190	341,100	0.76	ITM	24.8%		184	36%
CVIB2303	4.0%	520	368,900	0.19	ITM	9.1%		61	47%
CVIC2301	-1.1%	1,790	96,100	0.17	ITM	12.3%	2.05	207	124%
CVIC2302	-0.6%	1,700	22,400	0.04	ITM	13.9%	3.49	53	101%
CVIC2303	0.0%	1,640	80,800	0.14	ITM	16.6%	3.17	76	88%
CVIC2304	2.6%	2,000	8,600	0.02	ITM	24.8%	2.35	141	86%
CVIC2305	-10.5%	1,700	50,200	0.09	OTM	4.2%	4.77	59	81%
CVIC2306	-1.8%	2,150	19,800	0.04	OTM	30.6%	2.05	207	79%
CVIC2307	0.8%	1,320	1,368,500	1.82	ITM	13.6%	3.80	61	79%
CVNM2301	-3.9%	1,480	319,500	0.47	ITM	1.9%	5.31	36	49%
CVNM2302	-4.5%	1,060	698,100	0.74	ITM	6.6%	7.49	16	46%

CVNM2303	-3.1%	1,550	156,800	0.24	ITM	4.2%	4.77	59	51%
CVNM2304	-2.2%	1,810	6,900	0.01	ITM	8.5%	6.89	12	51%
CVNM2305	-4.7%	1,620	7,000	0.01	ITM	9.1%	3.96	121	49%
CVNM2306	-1.0%	1,960	26,300	0.05	ITM	15.9%	3.04	207	53%
CVNM2307	-3.9%	1,220	881,300	1.08	ITM	6.6%	5.80	61	46%
CVNM2308	0.0%	2,360	-	-	ITM	9.9%	3.97	71	49%
CVPB2301	4.6%	680	20,500	0.01	ITM	3.5%	6.89	12	83%
CVPB2303	0.0%	420	101,000	0.04	ITM	3.4%	3.23	16	150%
CVPB2304	1.9%	530	874,000	0.46	ITM	17.1%	2.29	81	136%
CVPB2305	2.8%	2,190	482,800	1.07	ITM	13.5%	2.65	157	68%
CVPB2306	2.6%	1,950	217,600	0.43	ITM	9.9%	3.97	71	65%
CVPB2307	1.8%	580	1,831,200	1.09	ITM	9.5%	2.82	236	50%
CVPB2308	3.0%	680	272,700	0.19	OTM	13.7%	4.51	102	49%
CVPB2309	6.0%	880	416,500	0.37	OTM	19.6%	3.49	171	51%
CVPB2310	16.9%	1,590	36,500	0.06	ITM	13.5%	4.09	97	55%
CVPB2311	8.9%	2,330	5,400	0.01	ITM	5.3%	9.13	16	54%
CVPB2312	0.0%	2,530	-	-	ITM	19.8%	2.82	236	53%
CVRE2221	0.0%	410	708,900	0.30	OTM	12.7%	6.76	37	53%
CVRE2302	0.0%	620	303,700	0.19	ITM	4.8%	3.51	121	47%
CVRE2303	1.1%	2,720	571,700	1.54	ITM	9.4%	2.98	184	49%
CVRE2304	0.0%	380	77,600	0.03	ITM	5.3%	9.13	16	58%
CVRE2305	1.0%	1,000	519,000	0.53	ITM	6.0%	4.68	59	54%
CVRE2306	1.8%	1,130	55,000	0.06	ITM	11.7%	4.06	97	59%
CVRE2307	1.0%	1,010	1,500	-	OTM	16.8%	3.51	121	58%
CVRE2308	-3.1%	1,260	7,100	0.01	OTM	24.2%	2.78	207	58%
CVRE2309	1.8%	580	781,600	0.46	ITM	7.2%		#N/A	46%
CVRE2310	1.6%	630	205,500	0.13	ITM	11.5%	4.78	102	44%
CVRE2311	-1.6%	1,210	60,000	0.07	ITM	11.7%	4.06	97	54%
CVRE2312	10.6%	1,770	1,000	-	ITM	14.1%	3.06	171	55%

源自: Fiiipro, YSVN

Premium = (行使價格 + 認股權證價格 x 轉換率) - 標的證券的目前價格 (盈虧平衡價格與標的證券的目前價格之差)。

槓桿 (Effective gearing) 越高, 按標的證券的波動率就越大。

為了限制風險, 投資者應選擇具有現金狀態 (ITM), Premium 或隱含波動率偏低的認股權證。此外, 投資者也應優先對具有偏長 (兩週以上) 的剩餘交易盤數 (直至到期日) 的權證進行交易, 以限制風險。

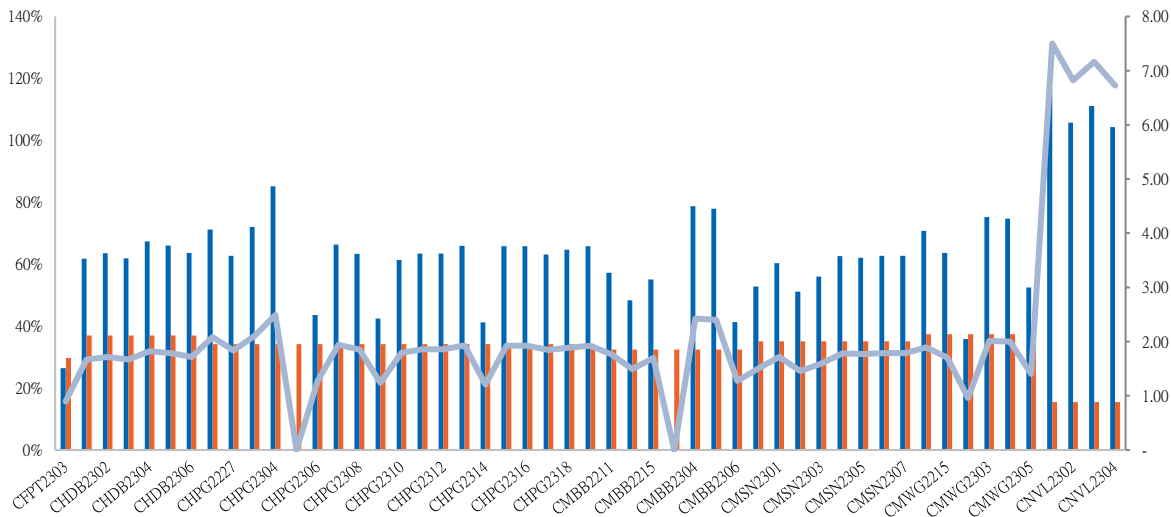
標的股票的技術建議綜合表

代碼	建議價格	目前價格	短期趨勢	中期趨勢	短期目標	與目前價格相比的短期上漲空間	短期停損	Reward/Risk
CTD	65.30	66.80	上漲	上漲	74.59	12%	61.79	2.65
DPM	37.85	40.45	上漲	上漲	42.13	4%	37.63	19.72
FPT	85.10	97.60	上漲	上漲	95.50	-2%	94.37	(1.12)
HDB	16.85	17.35	上漲	上漲	18.21	5%	16.63	6.06
HPG	27.60	28.75	上漲	上漲	31.92	11%	27.33	15.80
MBB	19.15	19.10	上漲	上漲	21.49	13%	18.66	4.76
MSN	82.70	81.80	上漲	上漲	93.57	14%	79.30	3.19

MWG	52.90	55.50	上漲	上漲	60.44	9%	52.07	9.12
NVL	20.00	22.00	上漲	上漲	22.80	4%	20.03	(101.01)
PNJ	84.20	84.00	上漲	上漲	94.83	13%	80.70	3.04
REE	63.00	64.00	上漲	上漲	72.10	13%	62.01	9.22
STB	30.05	32.50	上漲	上漲	34.31	6%	31.23	(3.60)
TCB	34.50	35.35	上漲	上漲	37.22	5%	34.22	9.75
VHM		54.00	下跌	上漲			58.09	-
VIC		59.10	下跌	上漲			65.22	-
VJC	101.70	101.40	上漲	下跌	110.02	9%	96.96	1.75
VNM	74.90	80.00	上漲	上漲	82.88	4%	76.48	(5.04)
VPB	21.80	21.80	上漲	上漲	25.48	17%	20.83	3.81
VRE		29.60	下跌	上漲			30.85	-

源自: YSVN

認股權證的隱含波動 VS 標的股票過去期間的波動



源自: YSVN

(*) 橙色列是標的股票過去期間的波動；藍色列是認股權證的隱含波動。

(*) 投資者可使用“隱含波動”來比較同一標的股票的認股權證。隱含波動率越大，對標的股票的價格變動率期望就越高（換句話說，隱含波動率越大，認股權證就越昂貴）。

認股權證訊息

認股權證代碼	發行商	期限	轉換率	發行價格	發行量	行使價格	最後交易日
CACB2302	SSI	4 月	4.00000 : 1	1,000	15,000,000	22,000	01/12/2023
CACB2303	SSI	6 月	4.00000 : 1	1,000	15,000,000	22,500	29/01/2024
CFPT2214	HCM	11 月	8.49830 : 1	1,900	7,000,000	64,588	30/10/2023
CFPT2303	ACBS	9 月	8.49830 : 1	1,510	8,000,000	73,085	07/11/2023
CFPT2304	VND	5 月	9.88440 : 1	2,700	10,000,000	71,168	15/12/2023
CFPT2305	VND	10 月	9.88440 : 1	4,000	2,000,000	67,214	15/04/2024
CFPT2306	SSI	4 月	7.90750 : 1	1,700	10,000,000	78,087	01/12/2023
CFPT2307	SSI	6 月	7.90750 : 1	1,900	10,000,000	79,075	29/01/2024
CFPT2308	HCM	6 月	7.90750 : 1	1,400	7,000,000	80,064	22/01/2024
CFPT2309	HCM	9 月	7.90750 : 1	2,000	5,000,000	80,064	03/05/2024

CFPT2310	HCM	12月	7.90750 : 1	2,000	5,000,000	84,512	02/08/2024
CHDB2301	KISVN	6月	3.48150 : 1	1,000	3,000,000	16,827	27/10/2023
CHDB2302	KISVN	5月	3.48150 : 1	1,000	2,000,000	16,536	21/11/2023
CHDB2303	KISVN	6月	3.48150 : 1	1,000	2,000,000	17,504	22/12/2023
CHDB2304	KISVN	9月	3.48150 : 1	1,100	2,000,000	18,277	22/03/2024
CHDB2305	KISVN	8月	3.48150 : 1	1,100	2,000,000	18,471	23/02/2024
CHDB2306	KISVN	12月	3.48150 : 1	1,200	2,000,000	19,341	24/06/2024
CHPG2227	HCM	11月	2.00000 : 1	2,400	15,000,000	20,500	30/10/2023
CHPG2302	BSI	9月	2.00000 : 1	2,120	1,500,000	20,000	25/09/2023
CHPG2306	ACBS	9月	3.00000 : 1	1,380	24,000,000	20,000	07/11/2023
CHPG2307	KISVN	8月	4.00000 : 1	1,000	8,000,000	22,666	29/12/2023
CHPG2308	KISVN	6月	4.00000 : 1	1,000	8,000,000	22,111	27/10/2023
CHPG2309	ACBS	12月	3.00000 : 1	1,200	18,000,000	24,000	22/05/2024
CHPG2310	KISVN	5月	4.00000 : 1	1,000	8,000,000	23,222	29/09/2023
CHPG2311	KISVN	7月	4.00000 : 1	1,100	8,000,000	21,234	29/11/2023
CHPG2312	KISVN	8月	4.00000 : 1	1,000	8,000,000	23,777	29/12/2023
CHPG2313	KISVN	10月	4.00000 : 1	1,100	8,000,000	23,333	28/02/2024
CHPG2314	PHS	9月	2.00000 : 1	1,500	3,000,000	21,450	27/02/2024
CHPG2315	KISVN	12月	4.00000 : 1	1,400	3,000,000	27,777	21/06/2024
CHPG2316	KISVN	16月	4.00000 : 1	1,500	3,000,000	28,888	20/09/2024
CHPG2317	KISVN	8月	4.00000 : 1	1,200	3,000,000	26,888	23/02/2024
CHPG2318	KISVN	9月	4.00000 : 1	1,200	3,000,000	29,222	22/03/2024
CHPG2319	KISVN	12月	4.00000 : 1	1,400	3,000,000	30,111	24/06/2024
CHPG2320	VND	5月	2.00000 : 1	2,900	7,000,000	27,000	15/12/2023
CHPG2321	VND	10月	3.00000 : 1	3,400	10,000,000	24,500	15/04/2024
CHPG2322	VND	13月	2.00000 : 1	2,900	8,000,000	30,000	15/07/2024
CHPG2323	SSI	4月	4.00000 : 1	1,100	30,000,000	26,000	01/12/2023
CHPG2324	SSI	5月	4.00000 : 1	1,200	40,000,000	26,000	03/01/2024
CHPG2325	SSI	6月	4.00000 : 1	1,100	30,000,000	27,500	29/01/2024
CHPG2326	SSI	9月	4.00000 : 1	1,300	30,000,000	27,500	03/05/2024
CHPG2327	HCM	6月	2.00000 : 1	2,200	10,000,000	29,000	22/01/2024
CHPG2328	HCM	9月	2.00000 : 1	2,400	10,000,000	28,500	03/05/2024
CHPG2329	HCM	12月	2.00000 : 1	2,800	10,000,000	29,000	02/08/2024
CMBB2215	HCM	11月	1.69650 : 1	2,500	10,000,000	15,269	30/10/2023
CMBB2304	KISVN	5月	8.48250 : 1	1,000	1,500,000	13,006	29/09/2023
CMBB2305	KISVN	8月	8.48250 : 1	1,000	1,500,000	14,419	29/12/2023
CMBB2306	ACBS	12月	1.69650 : 1	1,800	15,000,000	16,965	22/05/2024
CMBB2307	SSI	4月	4.00000 : 1	1,000	35,000,000	18,000	01/12/2023
CMBB2308	SSI	6月	4.00000 : 1	1,000	35,000,000	18,500	29/01/2024
CMBB2309	SSI	9月	4.00000 : 1	1,000	35,000,000	19,000	03/05/2024
CMBB2310	HCM	6月	2.00000 : 1	1,400	7,000,000	19,000	22/01/2024
CMBB2311	HCM	9月	2.00000 : 1	1,700	7,000,000	19,000	03/05/2024
CMBB2312	HCM	12月	2.00000 : 1	1,900	7,000,000	19,500	02/08/2024
CMSN2301	KISVN	6月	10.00000 : 1	1,000	4,000,000	73,979	27/10/2023
CMSN2302	ACBS	12月	6.00000 : 1	3,300	3,000,000	66,000	22/05/2024
CMSN2303	KISVN	5月	10.00000 : 1	1,000	3,000,000	77,999	29/09/2023
CMSN2304	KISVN	7月	10.00000 : 1	1,200	3,000,000	75,678	29/11/2023
CMSN2305	KISVN	10月	10.00000 : 1	1,300	3,000,000	76,789	28/02/2024
CMSN2306	KISVN	8月	10.00000 : 1	1,200	2,000,000	79,999	23/02/2024
CMSN2307	KISVN	12月	10.00000 : 1	1,400	2,000,000	82,999	24/06/2024

CMSN2308	SSI	4 月	8.00000 : 1	2,000	15,000,000	80,000	01/12/2023
CMSN2309	SSI	6 月	8.00000 : 1	1,900	15,000,000	85,000	29/01/2024
CMSN2310	HCM	6 月	8.00000 : 1	1,700	7,000,000	83,000	22/01/2024
CMSN2311	HCM	12 月	8.00000 : 1	2,400	5,000,000	88,500	02/08/2024
CMWG2215	HCM	11 月	9.90490 : 1	1,300	7,000,000	44,572	30/10/2023
CMWG2302	ACBS	9 月	5.94300 : 1	1,350	12,000,000	49,525	07/11/2023
CMWG2303	KISVN	5 月	19.80990 : 1	1,000	1,300,000	31,035	29/09/2023
CMWG2304	KISVN	8 月	19.80990 : 1	1,000	1,300,000	33,676	29/12/2023
CMWG2305	ACBS	12 月	3.96200 : 1	2,000	9,000,000	35,658	22/05/2024
CMWG2306	SSI	4 月	8.00000 : 1	1,000	20,000,000	50,000	01/12/2023
CMWG2307	SSI	6 月	8.00000 : 1	1,100	20,000,000	50,000	29/01/2024
CMWG2308	HCM	6 月	4.95250 : 1	1,800	10,000,000	52,001	22/01/2024
CMWG2309	HCM	9 月	5.00000 : 1	2,000	5,000,000	54,000	03/05/2024
CMWG2310	HCM	12 月	5.00000 : 1	2,400	5,000,000	54,500	02/08/2024
CNVL2301	KISVN	6 月	4.00000 : 1	1,000	3,000,000	13,456	27/10/2023
CNVL2302	KISVN	5 月	4.00000 : 1	1,000	3,000,000	16,333	21/11/2023
CNVL2303	KISVN	9 月	4.00000 : 1	1,300	3,000,000	17,333	22/03/2024
CNVL2304	KISVN	6 月	4.00000 : 1	1,100	3,000,000	15,555	22/12/2023
CNVL2305	KISVN	12 月	4.00000 : 1	1,300	3,000,000	16,999	24/06/2024
CPDR2301	KISVN	6 月	4.00000 : 1	1,000	3,000,000	14,222	27/10/2023
CPDR2302	KISVN	5 月	4.00000 : 1	1,100	3,000,000	18,666	21/11/2023
CPDR2303	KISVN	9 月	4.00000 : 1	1,300	3,000,000	19,888	22/03/2024
CPDR2304	KISVN	6 月	4.00000 : 1	1,100	3,000,000	17,999	22/12/2023
CPDR2305	KISVN	12 月	4.00000 : 1	1,300	3,000,000	20,222	24/06/2024
CPOW2301	KISVN	6 月	2.00000 : 1	1,000	4,000,000	13,979	27/10/2023
CPOW2302	KISVN	5 月	2.00000 : 1	1,000	2,000,000	14,333	21/11/2023
CPOW2303	KISVN	6 月	2.00000 : 1	1,100	2,000,000	15,333	22/12/2023
CPOW2304	KISVN	9 月	2.00000 : 1	1,300	2,000,000	16,333	22/03/2024
CPOW2305	KISVN	8 月	2.00000 : 1	1,200	2,000,000	14,999	23/02/2024
CPOW2306	KISVN	12 月	2.00000 : 1	1,400	2,000,000	15,999	24/06/2024
CPOW2307	VND	5 月	2.00000 : 1	1,800	5,000,000	13,500	15/12/2023
CPOW2308	VND	10 月	5.00000 : 1	1,300	10,000,000	12,000	15/04/2024
CPOW2309	VND	11 月	2.00000 : 1	2,000	5,000,000	14,500	15/05/2024
CPOW2310	HCM	6 月	1.00000 : 1	2,000	5,000,000	14,000	22/01/2024
CSTB2225	HCM	11 月	2.00000 : 1	2,900	10,000,000	20,500	30/10/2023
CSTB2303	ACBS	9 月	2.00000 : 1	4,500	10,000,000	22,000	07/11/2023
CSTB2304	KISVN	6 月	5.00000 : 1	1,000	8,000,000	28,666	27/10/2023
CSTB2305	KISVN	8 月	5.00000 : 1	1,000	8,000,000	29,111	29/12/2023
CSTB2306	ACBS	12 月	2.00000 : 1	2,600	13,000,000	30,000	22/05/2024
CSTB2307	KISVN	5 月	5.00000 : 1	1,000	8,000,000	29,999	29/09/2023
CSTB2308	KISVN	7 月	5.00000 : 1	1,100	8,000,000	27,799	29/11/2023
CSTB2309	KISVN	8 月	5.00000 : 1	1,000	8,000,000	30,555	29/12/2023
CSTB2310	KISVN	10 月	5.00000 : 1	1,200	8,000,000	30,333	28/02/2024
CSTB2311	PHS	6 月	2.00000 : 1	1,700	3,000,000	27,700	28/11/2023
CSTB2312	KISVN	12 月	5.00000 : 1	1,400	3,000,000	33,333	21/06/2024
CSTB2313	KISVN	16 月	5.00000 : 1	1,500	3,000,000	35,555	20/09/2024
CSTB2314	KISVN	8 月	5.00000 : 1	1,100	3,000,000	32,222	23/02/2024
CSTB2315	KISVN	9 月	5.00000 : 1	1,100	3,000,000	34,333	22/03/2024
CSTB2316	KISVN	12 月	5.00000 : 1	1,300	3,000,000	36,333	24/06/2024
CSTB2317	VND	5 月	3.00000 : 1	2,600	7,000,000	30,000	15/12/2023

CSTB2318	VND	11 月	4.00000 : 1	2,000	6,000,000	32,000	15/05/2024
CSTB2319	VND	10 月	9.00000 : 1	1,400	10,000,000	27,000	15/04/2024
CSTB2320	SSI	4 月	4.00000 : 1	1,100	35,000,000	28,500	01/12/2023
CSTB2321	SSI	6 月	4.00000 : 1	1,200	35,000,000	29,000	29/01/2024
CSTB2322	SSI	9 月	4.00000 : 1	1,400	35,000,000	30,000	03/05/2024
CSTB2323	HCM	6 月	4.00000 : 1	1,200	15,000,000	29,000	22/01/2024
CSTB2324	HCM	9 月	4.00000 : 1	1,200	10,000,000	31,000	03/05/2024
CSTB2325	HCM	12 月	4.00000 : 1	1,400	10,000,000	31,500	02/08/2024
CTCB2216	HCM	11 月	4.00000 : 1	1,800	10,000,000	27,500	30/10/2023
CTCB2302	ACBS	12 月	3.00000 : 1	3,100	9,900,000	27,000	22/05/2024
CTCB2303	SSI	4 月	4.00000 : 1	1,200	20,000,000	33,500	01/12/2023
CTCB2304	SSI	6 月	4.00000 : 1	1,300	20,000,000	34,500	29/01/2024
CTCB2305	HCM	6 月	4.00000 : 1	1,400	7,000,000	32,000	22/01/2024
CTCB2306	HCM	9 月	4.00000 : 1	1,900	7,000,000	32,000	03/05/2024
CTCB2307	HCM	12 月	4.00000 : 1	2,000	7,000,000	34,000	02/08/2024
CTPB2302	KISVN	5 月	7.18750 : 1	1,000	2,000,000	14,215	29/09/2023
CTPB2303	KISVN	8 月	7.18750 : 1	1,000	2,000,000	15,812	29/12/2023
CVHM2220	HCM	11 月	5.00000 : 1	3,000	7,000,000	58,000	30/10/2023
CVHM2301	KISVN	6 月	8.00000 : 1	1,000	4,000,000	56,879	27/10/2023
CVHM2302	ACBS	12 月	4.00000 : 1	3,800	8,000,000	50,000	22/05/2024
CVHM2303	KISVN	0	8.00000 : 1	1,000	4,000,000	59,888	29/09/2023
CVHM2304	KISVN	0	8.00000 : 1	1,100	4,000,000	53,555	29/11/2023
CVHM2305	KISVN	0	8.00000 : 1	1,200	4,000,000	57,777	28/02/2024
CVHM2306	KISVN	0	8.00000 : 1	1,100	2,000,000	60,666	23/02/2024
CVHM2307	KISVN	0	8.00000 : 1	1,300	2,000,000	62,666	24/06/2024
CVHM2308	SSI	0	8.00000 : 1	1,100	15,000,000	61,000	01/12/2023
CVHM2309	SSI	0	8.00000 : 1	1,300	15,000,000	62,000	29/01/2024
CVHM2310	HCM	0	5.00000 : 1	2,000	7,000,000	59,000	22/01/2024
CVHM2311	HCM	0	5.00000 : 1	2,800	7,000,000	60,500	02/08/2024
CVHM2312	HCM	0	5.00000 : 1	2,800	7,000,000	56,000	03/05/2024
CVIB2302	ACBS	0	1.66520 : 1	2,000	9,000,000	19,150	22/05/2024
CVIB2303	SSI	0	4.00000 : 1	1,000	20,000,000	20,500	01/12/2023
CVIC2301	KISVN	0	8.00000 : 1	1,000	4,000,000	53,979	27/10/2023
CVIC2302	KISVN	0	8.00000 : 1	1,000	3,000,000	55,666	21/11/2023
CVIC2303	KISVN	0	8.00000 : 1	1,100	3,000,000	57,777	22/12/2023
CVIC2304	KISVN	0	8.00000 : 1	1,200	3,000,000	59,888	22/03/2024
CVIC2305	KISVN	0	8.00000 : 1	1,100	2,000,000	61,111	23/02/2024
CVIC2306	KISVN	0	8.00000 : 1	1,300	2,000,000	62,222	24/06/2024
CVIC2307	SSI	0	8.00000 : 1	1,000	15,000,000	58,500	01/12/2023
CVNM2301	KISVN	0	9.68460 : 1	1,000	3,000,000	66,715	27/10/2023
CVNM2302	KISVN	0	9.68460 : 1	1,000	3,000,000	69,944	29/09/2023
CVNM2303	KISVN	0	9.68460 : 1	1,000	3,000,000	67,791	29/11/2023
CVNM2304	KISVN	0	9.68460 : 1	1,200	3,000,000	68,760	28/02/2024
CVNM2305	KISVN	0	9.68460 : 1	1,100	2,000,000	71,020	23/02/2024
CVNM2306	KISVN	0	9.68460 : 1	1,300	2,000,000	73,172	24/06/2024
CVNM2307	SSI	0	8.00000 : 1	1,100	12,000,000	75,000	01/12/2023
CVNM2308	HCM	0	8.00000 : 1	1,800	5,000,000	69,000	03/05/2024
CVPB2301	BSI	0	4.00000 : 1	1,000	2,000,000	19,800	25/09/2023
CVPB2303	KISVN	0	16.00000 : 1	1,000	2,400,000	15,777	29/09/2023
CVPB2304	KISVN	0	16.00000 : 1	1,000	2,400,000	16,999	29/12/2023

CVPB2305	VND	0	3.00000 : 1	2,900	10,000,000	18,000	15/04/2024
CVPB2306	VND	0	2.00000 : 1	2,800	5,000,000	20,000	15/12/2023
CVPB2307	SSI	0	4.00000 : 1	1,000	35,000,000	21,500	01/12/2023
CVPB2308	SSI	0	4.00000 : 1	1,000	35,000,000	22,000	29/01/2024
CVPB2309	SSI	0	4.00000 : 1	1,100	35,000,000	22,500	03/05/2024
CVPB2310	HCM	0	2.00000 : 1	1,800	10,000,000	21,500	22/01/2024
CVPB2311	HCM	0	2.00000 : 1	2,500	7,000,000	20,500	03/05/2024
CVPB2312	HCM	0	2.00000 : 1	2,700	7,000,000	21,000	02/08/2024
CVRE2221	HCM	0	4.00000 : 1	2,100	7,000,000	32,500	30/10/2023
CVRE2302	KISVN	0	5.00000 : 1	1,000	5,000,000	28,666	27/10/2023
CVRE2303	ACBS	0	3.00000 : 1	2,500	3,900,000	25,000	22/05/2024
CVRE2304	KISVN	0	5.00000 : 1	1,000	5,000,000	29,999	29/09/2023
CVRE2305	KISVN	0	5.00000 : 1	1,100	5,000,000	27,111	29/11/2023
CVRE2306	KISVN	0	5.00000 : 1	1,200	5,000,000	29,333	28/02/2024
CVRE2307	KISVN	0	5.00000 : 1	1,100	2,000,000	30,333	23/02/2024
CVRE2308	KISVN	0	5.00000 : 1	1,300	2,000,000	31,333	24/06/2024
CVRE2309	SSI	0	6.00000 : 1	1,000	20,000,000	29,000	01/12/2023
CVRE2310	SSI	0	6.00000 : 1	1,000	20,000,000	30,000	29/01/2024
CVRE2311	HCM	0	4.00000 : 1	1,100	7,000,000	29,000	22/01/2024
CVRE2312	HCM	0	4.00000 : 1	1,600	5,000,000	27,500	03/05/2024
CVRE2313	HCM	0	4.00000 : 1	1,600	5,000,000	29,500	02/08/2024

源自： FiinPro, YSVN

元大證券（越南）公司

個人客戶分析部

Nguyễn Thế Minh
研究分析經理
+84 28 3622 6868 ext 3826
minh.nguyen@yuanta.com.vn

Lý Thị Hiền
研究分析主管
+84 28 3622 6868 ext 3908
hien.ly@yuanta.com.vn

Quách Đức Khánh
研究分析副主管
+84 28 3622 6868 ext 3833
khanh.quach@yuanta.com.vn

Khổng Hữu Hiệp
高級分析專員
+84 28 3622 6868 ext 3912
hiep.khong@yuanta.com.vn

Nguyễn Trịnh Ngọc Hồng
高級分析專員
+84 28 3622 6868 ext 3832
hong.nguyen@yuanta.com.vn

Phạm Tấn Phát
高級分析專員
+84 28 3622 6868 ext 3880
phat.pham@yuanta.com.vn

個人客戶業務部

Phạm Đắc Thành
北部分行經理
+84 28 3622 6868 ext 3416
thanh.pham@yuanta.com.vn

Võ Thị Thu Thủy
平陽分行經理
+84 28 3622 6868 ext 3505
thuy.vo@yuanta.com.vn

Lương Kỷ Ty
堤岸分行經理
+84 28 3622 6868 ext 3653
ty.luong@yuanta.com.vn

Bùi Quốc Phong
同奈分行經理
+84 28 3622 6868 ext 3701
phong.bui@yuanta.com.vn

Võ Đình Tuấn
峴港分行經理
+84 28 3622 6868 ext 3301
tuan.vo@yuanta.com.vn

Nguyễn Việt Quang
河內分行經理
+84 28 3622 6868 ext 3404
quang.nguyen@yuanta.com.vn

Đinh Thị Thu Cúc
頭頓分行經理
+84 28 3622 6868 ext 3203
cuc.dinh@yuanta.com.vn

Appendix A: Important Disclosures

Analyst Certification

Each research analyst primarily responsible for the content of this research report, in whole or in part, certifies that with respect to each security or issuer that the analyst covered in this report: (1) all of the views expressed accurately reflect his or her personal views about those securities or issuers; and (2) no part of his or her compensation was, is, or will be, directly or indirectly, related to the specific recommendations or views expressed by that research analyst in the research report.

Ratings Definitions

BUY: We have a positive outlook on the stock based on our expected absolute or relative return over the investment period. Our thesis is based on our analysis of the company's outlook, financial performance, catalysts, valuation and risk profile. We recommend investors add to their position.

HOLD-Outperform: In our view, the stock's fundamentals are relatively more attractive than peers at the current price. Our thesis is based on our analysis of the company's outlook, financial performance, catalysts, valuation and risk profile.

HOLD-Underperform: In our view, the stock's fundamentals are relatively less attractive than peers at the current price. Our thesis is based on our analysis of the company's outlook, financial performance, catalysts, valuation and risk profile.

SELL: We have a negative outlook on the stock based on our expected absolute or relative return over the investment period. Our thesis is based on our analysis of the company's outlook, financial performance, catalysts, valuation and risk profile. We recommend investors reduce their position.

Under Review: We actively follow the company, although our estimates, rating and target price are under review.

Restricted: The rating and target price have been suspended temporarily to comply with applicable regulations and/or Yuanta policies.

Note: Yuanta research coverage with a Target Price is based on an investment period of 12 months. Greater China Discovery Series coverage does not have a formal 12-month Target Price and the recommendation is based on an investment period specified by the analyst in the report.

Global Disclaimer

© 2020 Yuanta. All rights reserved. The information in this report has been compiled from sources we believe to be reliable, but we do not hold ourselves responsible for its completeness or accuracy. It is not an offer to sell or solicitation of an offer to buy any securities. All opinions and estimates included in this report constitute our judgment as of this date and are subject to change without notice.

This report provides general information only. Neither the information nor any opinion expressed herein constitutes an offer or invitation to make an offer to buy or sell securities or other investments. This material is prepared for general circulation to clients and is not intended to provide tailored investment advice and does not take into account the individual financial situation and objectives of any specific person who may receive this report. Investors should seek financial advice regarding the appropriateness of investing in any securities, investments or investment strategies discussed or recommended in this report. The information contained in this report has been compiled from sources believed to be reliable but no representation or warranty, express or implied, is made as to its accuracy, completeness or correctness. This report is not (and should not be construed as) a solicitation to act as securities broker or dealer in any jurisdiction by any person or company that is not legally permitted to carry on such business in that jurisdiction.

Yuanta research is distributed in the United States only to Major U.S. Institutional Investors (as defined in Rule 15a-6 under the Securities Exchange Act of 1934, as amended and SEC staff interpretations thereof). All transactions by a US person in the securities mentioned in this report must be effected through a registered broker-dealer under Section 15 of the Securities Exchange Act of 1934, as amended. Yuanta research is distributed in Taiwan by Yuanta Securities Investment Consulting. Yuanta research is distributed in Hong Kong by Yuanta Securities (Hong Kong) Co. Limited, which is licensed in Hong Kong by the Securities and Futures Commission for regulated activities, including Type 4 regulated activity (advising on securities). In Hong Kong, this research report may not be redistributed, retransmitted or disclosed, in whole or in part or any form or manner, without the express written consent of Yuanta Securities (Hong Kong) Co. Limited.