

當日市場：指數積極分化

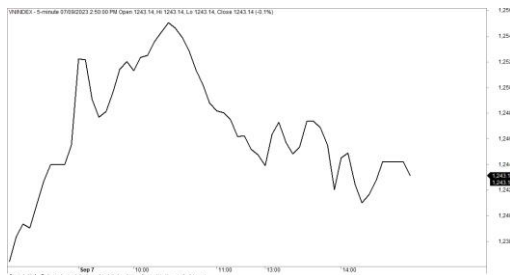
2023/09/08

市場走勢

市場指數	VNI	HNI	UPCOM
收盤	1,243.14	256.14	94.70
%日	-0.19%	0.31%	0.15%
%週	2.67%	2.98%	2.03%
%月	1.59%	5.34%	3.12%
%年	-2.50%	-12.93%	3.19%
成交值(Bil.VND)			
當日	9,763	1,044	442
日均量/週	23,665	2,229	956
日均量/月	22,424	2,246	1,127
外資進出			
買進	1,242.51	23.07	20.10
賣出	2,129.31	17.63	32.35
買賣超	-886.81	5.44	-12.24
市場漲跌家數			
上漲	138	90	149
下跌	305	93	107
持平	56	73	84
市場指標			
P/E	14.87	21.82	18.12
總市值 (兆盾)	5,019	335	1,116
股息殖利率	1.73%	2.81%	5.23%

資料源: Bloomberg – YSVN

VNINDEX



HNIINDEX



市場走勢

在前一交易日大幅上漲後，獲利壓力出現導致指數積極分化。VN-Index 收盤下跌 0.19%，止於 1243.14 點，HNX-Index 和 Upcom-Index 逆轉分別上漲 0.31% 和 0.15%。3 大市場的交易額達到 27 兆 840 億越南盾。

當日被獲利的重點為鋼鐵和證券股，如 HPG、HSG、NKG、VIX、SSI、HCM 下跌 1% 左右。此外，VHM (-1.4%)、VIC (-1.3%)、FPT (-1.1%) 均小幅調整。相反，TCB、GAS、GVR 是逆市上漲的股票。DXS、DXG、KHG、HDG 等中型房地產股是當日的亮點。此外，公共投資股也受到關注，如 TCD、FCN、DPG 等。

外資在整個市場繼續賣超 8,900 億越南盾，其中 HPG (2,180 億)、SSI (950 億)、FUEVFNVD (920 億) 被拋售最多的股票。相反，VNM (420 億)、MWG (390 億)、PVD (210 億) 在買超方面領先。

市場短期觀點

我們認為市場可能會在下一個交易日進行調整，VN-Index 可能會測試 1,240 - 1,245 點的支撐位。同時，當 VN-Index 在連續 6 個交易日上漲以及多檔股票處於測試舊頂部的階段時，這種調整是必要的。積極點是，短期風險仍然較低，因此調整可能會迅速結束，但這也是投資者在調整期間尋找機會。此外，短期情緒指標持續上漲，顯示投資者對當前市場走勢仍持樂觀態度。

大盤的短期走勢依然上漲。因此，在短期內，我們建議短期投資者可以繼續持有高比例的股票，或者考慮以一部分股票比例開設空頭，即可以考慮盈利率高的股票獲利，並等待調整期間以回購。不過，我們優先考慮在調整期間持有和買進的策略。

請在 <https://ysradar.yuanta.com.vn/> 查看有關股票的信號。

技術分析圖



指數技術分析圖 VN-Index



指數技術分析圖 HNX-Index

指數	短期趨勢	中期趨勢	阻力區 1	阻力區 2	支撐區 1	支撐區 2
VN-Index	上漲	上漲	1253	1300	870	800
HNX-Index	上漲	上漲	260	306	189	160
VN30	上漲	上漲	1270	1300	980	960
VNMidcaps	上漲	上漲	1280	1250	963	900
VNSmallcaps	上漲	上漲	1250	1250	804	750

胡志明市交易所 (HSX)

	收盤	漲跌%
VNI	1243.14	-0.19%
VN30	1255.22	-0.38%
VN Mid	1790.64	0.20%
VN Small	1472.24	0.64%

河內交易所 (HSX)

	收盤	漲跌%
HNI	256.14	0.31%
HN30	544.33	-0.01%
VNX AllSh	1253.36	-0.15%

UPCOM 市場 (UPCoM)

	收盤	漲跌%
UPCoM	94.7	0.15%

外資交易	成交值 (Bil.VND)
買進	1242.51
賣出	2129.31
買超/賣超	-886.81

外資交易	成交值 (Bil.VND)
買進	23.07
賣出	17.63
買超/賣超	5.44

外資交易	成交值 (Bil.VND)
買進	20.10
賣出	32.35
買超/賣超	-12.24

上漲排名/ 股碼	漲跌(VND)	漲跌%
DPG	3000	6.95%
DXS	750	6.64%
PSH	850	6.61%
FTS	2650	6.46%
QCG	900	6.32%

上漲排名/ 股碼	漲跌(VND)	漲跌%
PSI	900	9.09%
EVS	600	5.31%
DNP	1000	4.39%
NVB	600	4.14%
IDJ	300	3.80%

上漲排名/ 股碼	漲跌(VND)	漲跌%
SKV	4119	10.27%
ABW	996	6.47%
SKH	1602	5.41%
ABB	460	5.05%
VSF	1629	4.50%

下跌排名/ 股碼	漲跌(VND)	漲跌%
ELC	-900	-3.70%
CSV	-1100	-2.81%
POM	-190	-2.60%
TLH	-220	-2.44%
DGC	-1800	-1.98%

下跌排名/ 股碼	漲跌(VND)	漲跌%
VC7	-1300	-4.44%
SHN	-300	-3.85%
VFS	-600	-2.17%
HUT	-600	-2.11%
DVM	-300	-2.04%

下跌排名/ 股碼	漲跌(VND)	漲跌%
VNZ	-65771	-5.37%
VUA	-1039	-2.76%
MVC	-213	-1.45%
QNS	-674	-1.32%
DGT	-122	-1.27%

*備註: 市值>5,000 億盾; 成交值>15 億盾

市值排名/ 股碼	Bil.VND
VCB	504,136
VHM	243,409
BID	239,268
VIC	234,938
GAS	194,266

市值排名/ 股碼	Bil.VND
HUT	25,437
PVS	17,494
IDC	16,038
SHS	15,531
CEO	14,154

市值排名/ 股碼	Bil.VND
ACV	164,702
VGI	75,837
BSR	63,585
MCH	58,399
VEA	50,223

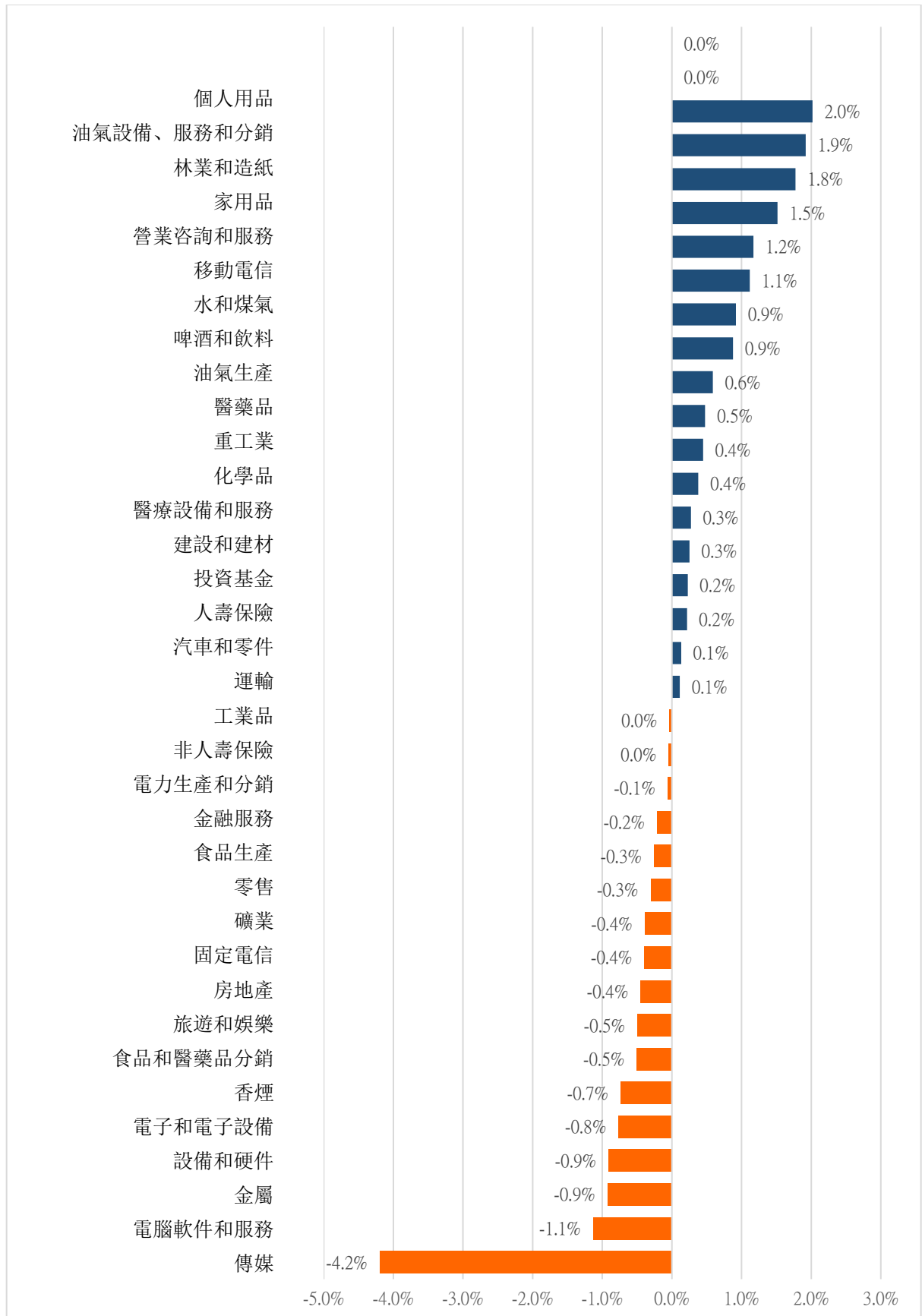
交易量排名/ 股碼	成交值	30 日均
NVL	44,511,100	45,690,048
SHB	37,159,426	20,597,284
BCG	36,686,503	16,649,757
HPG	33,992,812	28,271,032
VIX	31,460,004	33,356,522

交易量排名/ 股碼	成交值	30 日均
SHS	13,485,522	22,804,385
CEO	10,605,767	15,079,219
PVS	10,086,753	6,653,291
IDJ	7,359,510	4,216,186
HUT	6,726,265	5,200,209

交易量排 名/股碼	成交值	30 日均
BSR	8,677,468	9,101,252
ABB	5,545,034	2,637,255
C4G	5,347,750	3,766,196
SBS	3,556,797	4,284,091
AAS	2,651,979	2,888,871

資料源: Bloomberg & Yunta Research

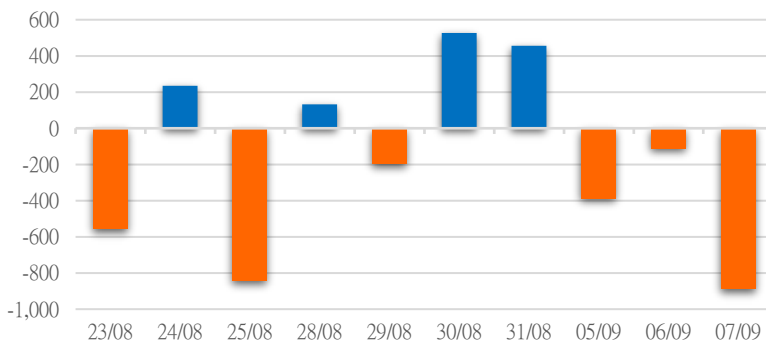
各行業板塊的交易走勢



資料源.: FiinPro – YSVN

外資買進賣統計

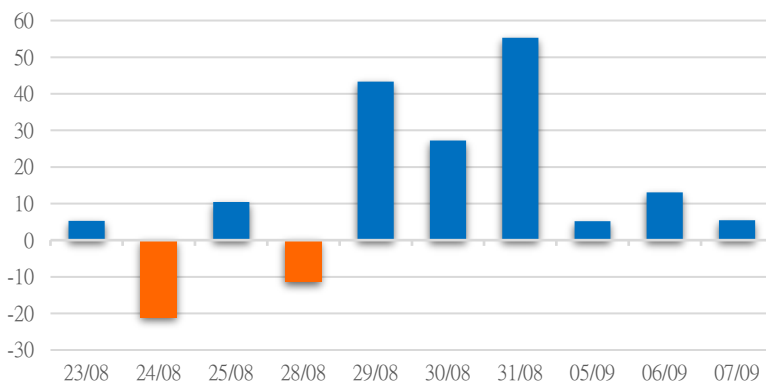
HSX 外資每日買/賣超



證券代碼	買超金額 (Mil.VND)	證券代碼	賣超金額 (Mil.VND)
VNM	41,687	HPG	217,988
MWG	39,150	SSI	94,655
PVD	20,936	FUEVFNVD	91,731
FTS	14,917	VIC	57,025
GMD	14,771	STB	50,210

HSX 外資買/賣超的前 5 名

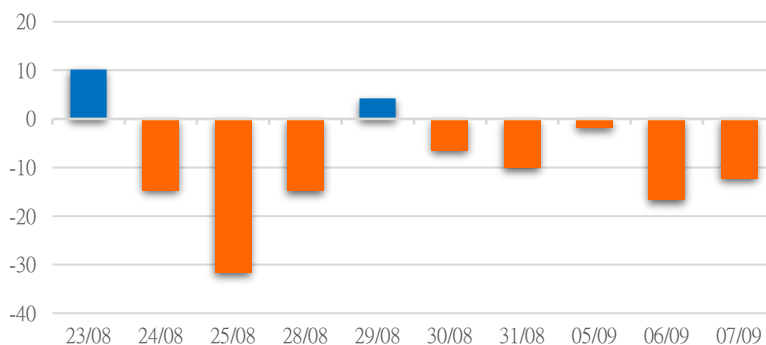
HNX 外資每日買/賣超



證券代碼	買超金額 (Mil.VND)	證券代碼	賣超金額 (Mil.VND)
PVS	7,546	DTD	3,682
IDC	2,774	TNG	2,265
HUT	1,146	NVB	1,487
SHS	1,135	MBS	838
BVS	771	PSD	656

HNX 外資買/賣超的前 5 名

UPCOM 外資每日買/賣超



證券代碼	買超金額 (Mil.VND)	證券代碼	賣超金額 (Mil.VND)
BSR	11,836	QNS	7,112
MCH	1,000	ACV	4,927
VGG	517	ABI	4,328
LCM	154	LTG	4,275
CNC	110	MPC	3,755

UPCOM 外資買/賣超的前 5 名

源: FiiPro - YSVN

自營統計

證券代碼	買超金額 (Mil.VND)	證券代碼	賣超金額 (Mil.VND)
FUEVFNVD	138,120	ACB	37,655
E1VFN30	44,568	NLG	33,405
FUESSVFL	24,305	CTG	16,897
VHM	16,033	VIB	16,007
MWG	4,124	VNM	10,851

HSX 自營交易最大前名

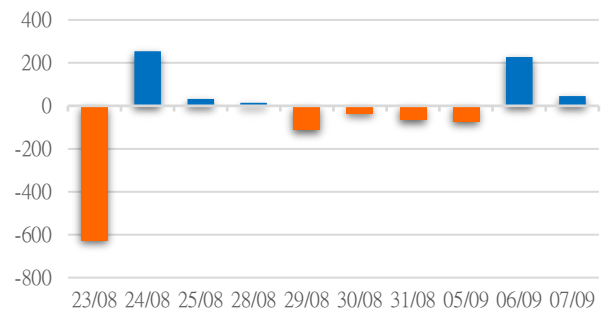
證券代碼	買超金額 (Mil.VND)	證券代碼	賣超金額 (Mil.VND)
DNP	28,340.00	SHS	1,854
		CEO	1,400.0
		PLC	1,108.9
		TAR	205.0
		THD	0.2

HNX 自營交易最大前名

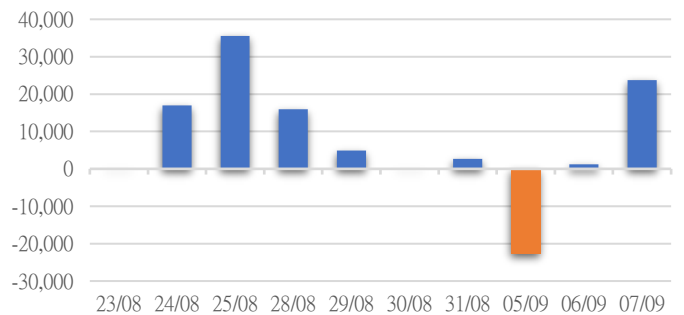
證券代碼	買超金額 (Mil.VND)	證券代碼	賣超金額 (Mil.VND)
VOC	2,004.00	BSR	2,070
QNS	1,000		
QTP	352		
ACV	15		

UPCoM 自營交易最大前名

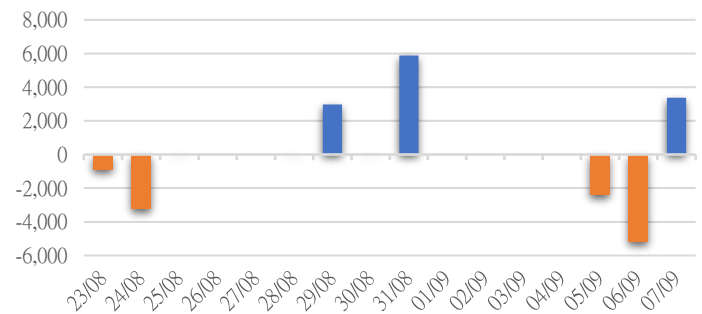
HSX 自營交易每日買/賣超 (Bil.VND)



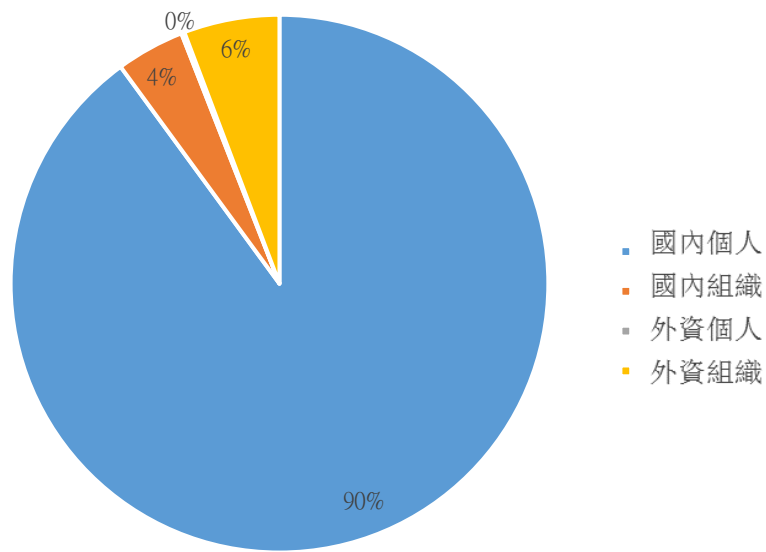
HNX 自營交易每日買/賣超 (Mil.VND)



UPCoM 自營交易每日買/賣超 (Mil.VND)

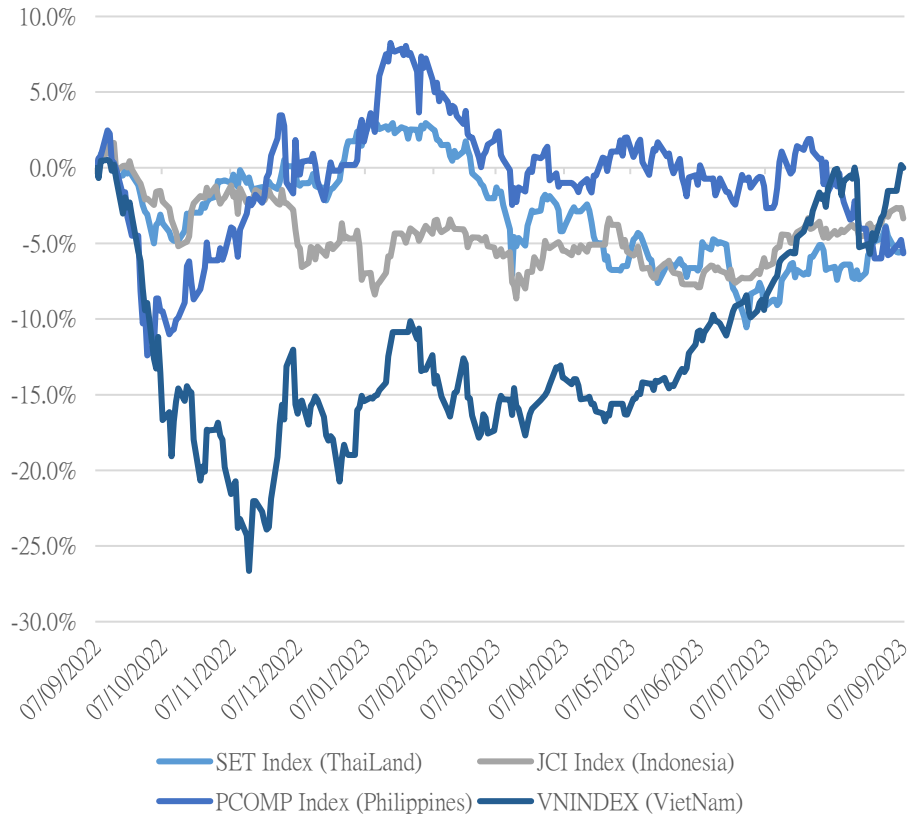


越南證券市場投資人類別統計



資料源: FiinPro – YSVN

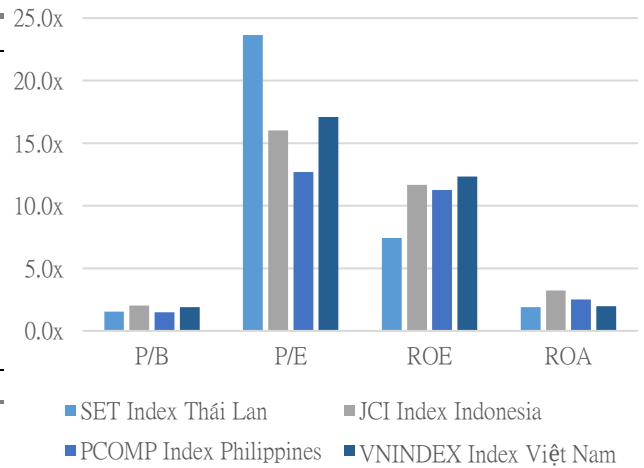
東南亞主要市場走勢比較



東南亞主要市場數據

		Thailand	Indonesia	Philippines	Vietnam
P/B		1.5x	2.0x	1.5x	1.9x
P/E		23.6x	16.0x	12.7x	17.1x
ROE	%	7.42	11.67	11.26	12.34
ROA	%	1.90	3.23	2.50	1.98
Vốn hóa	Tỷ USD	531.45	674.64	157.43	207.03
GTGD	Triệu USD	1.42	0.61	0.04	0.98
LS cổ tức	%	3.00	3.95	2.64	1.47

源: Bloomberg & YSVN



元大證券（越南）公司**個人客戶分析部**

Nguyễn Thế Minh
研究分析經理
+84 28 3622 6868 ext 3826
minh.nguyen@yuanta.com.vn

Lý Thị Hiền
研究分析主管
+84 28 3622 6868 ext 3908
hien.ly@yuanta.com.vn

Quách Đức Khánh
研究分析副主管
+84 28 3622 6868 ext 3833
khanh.quach@yuanta.com.vn

Khổng Hữu Hiệp
高級分析專員
+84 28 3622 6868 ext 3912
hiep.khong@yuanta.com.vn

Nguyễn Trịnh Ngọc Hồng
高級分析專員
+84 28 3622 6868 ext 3832
hong.nguyen@yuanta.com.vn

Phạm Tấn Phát
高級分析專員
+84 28 3622 6868 ext 3880
phat.pham@yuanta.com.vn

個人客戶業務部

Phạm Đắc Thành
北部分行經理
+84 28 3622 6868 ext 3416
thanh.pham@yuanta.com.vn

Võ Thị Thu Thủy
平陽分行經理
+84 28 3622 6868 ext 3505
thuy.vo@yuanta.com.vn

Lương Kỳ Ty
堤岸分行經理
+84 28 3622 6868 ext 3653
ty.luong@yuanta.com.vn

Bùi Quốc Phong
同奈分行經理
+84 28 3622 6868 ext 3701
phong.bui@yuanta.com.vn

Võ Đình Tuấn
峴港分行經理
+84 28 3622 6868 ext 3301
tuan.vo@yuanta.com.vn

Nguyễn Việt Quang
河內分行經理
+84 28 3622 6868 ext 3404
quang.nguyen@yuanta.com.vn

Đinh Thị Thu Cúc
頭頓分行經理
+84 28 3622 6868 ext 3203
cuc.dinh@yuanta.com.vn

Appendix A: Important Disclosures

Analyst Certification

Each research analyst primarily responsible for the content of this research report, in whole or in part, certifies that with respect to each security or issuer that the analyst covered in this report: (1) all of the views expressed accurately reflect his or her personal views about those securities or issuers; and (2) no part of his or her compensation was, is, or will be, directly or indirectly, related to the specific recommendations or views expressed by that research analyst in the research report.

Ratings Definitions

BUY: We have a positive outlook on the stock based on our expected absolute or relative return over the investment period. Our thesis is based on our analysis of the company's outlook, financial performance, catalysts, valuation and risk profile. We recommend investors add to their position.

HOLD-Outperform: In our view, the stock's fundamentals are relatively more attractive than peers at the current price. Our thesis is based on our analysis of the company's outlook, financial performance, catalysts, valuation and risk profile.

HOLD-Underperform: In our view, the stock's fundamentals are relatively less attractive than peers at the current price. Our thesis is based on our analysis of the company's outlook, financial performance, catalysts, valuation and risk profile.

SELL: We have a negative outlook on the stock based on our expected absolute or relative return over the investment period. Our thesis is based on our analysis of the company's outlook, financial performance, catalysts, valuation and risk profile. We recommend investors reduce their position.

Under Review: We actively follow the company, although our estimates, rating and target price are under review.

Restricted: The rating and target price have been suspended temporarily to comply with applicable regulations and/or Yuanta policies.

Note: Yuanta research coverage with a Target Price is based on an investment period of 12 months. Greater China Discovery Series coverage does not have a formal 12 month Target Price and the recommendation is based on an investment period specified by the analyst in the report.

Global Disclaimer

© 2018 Yuanta. All rights reserved. The information in this report has been compiled from sources we believe to be reliable, but we do not hold ourselves responsible for its completeness or accuracy. It is not an offer to sell or solicitation of an offer to buy any securities. All opinions and estimates included in this report constitute our judgment as of this date and are subject to change without notice.

This report provides general information only. Neither the information nor any opinion expressed herein constitutes an offer or invitation to make an offer to buy or sell securities or other investments. This material is prepared for general circulation to clients and is not intended to provide tailored investment advice and does not take into account the individual financial situation and objectives of any specific person who may receive this report. Investors should seek financial advice regarding the appropriateness of investing in any securities, investments or investment strategies discussed or recommended in this report. The information contained in this report has been compiled from sources believed to be reliable but no representation or warranty, express or implied, is made as to its accuracy, completeness or correctness. This report is not (and should not be construed as) a solicitation to act as securities broker or dealer in any jurisdiction by any person or company that is not legally permitted to carry on such business in that jurisdiction.

Yuanta research is distributed in the United States only to Major U.S. Institutional Investors (as defined in Rule 15a-6 under the Securities Exchange Act of 1934, as amended and SEC staff interpretations thereof). All transactions by a US person in the securities mentioned in this report must be effected through a registered broker-dealer under Section 15 of the Securities Exchange Act of 1934, as amended. Yuanta research is distributed in Taiwan by Yuanta Securities Investment Consulting. Yuanta research is distributed in Hong Kong by Yuanta Securities (Hong Kong) Co. Limited, which is licensed in Hong Kong by the Securities and Futures Commission for regulated activities, including Type 4 regulated activity (advising on securities). In Hong Kong, this research report may not be redistributed, retransmitted or disclosed, in whole or in part or any form or manner, without the express written