

當日市場：VN-Index 在連續第二個交易日下跌

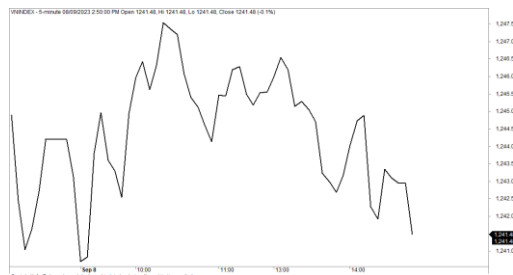
2023/09/11

市場走勢

市場指數	VNI	HNI	UPCOM
收盤	1,241.48	256.20	94.72
%日	-0.13%	0.02%	0.02%
%週	1.42%	2.58%	1.50%
%月	-0.06%	4.12%	1.15%
%年	0.56%	-9.20%	4.88%
<b>成交值(Bil.VND)</b>			
當日	9,763	1,044	442
日均量/週	25,161	2,792	1,336
日均量/月	22,518	2,341	1,164
<b>外資進出</b>			
買進	1,770.06	34.31	27.56
賣出	1,689.95	4.60	15.09
買賣超	80.12	29.71	12.47
<b>市場漲跌家數</b>			
上漲	138	90	149
下跌	305	93	107
持平	56	73	84
<b>市場指標</b>			
P/E	14.82	21.93	18.23
總市值 (兆盾)	5,002	336	1,123
股息殖利率	1.74%	2.78%	5.28%

資料源: Bloomberg – YSVN

VNINDEX



HNIINDEX



市場走勢

指數繼續分化，VN-Index 在連續第二個交易日下跌，跌幅為 0.13%，止於 1241.48 點，HNX-Index 和 Upcom-Index 相反分別上漲 0.02% 和 0.02%。3 大市場的交易額均達到 25 兆 6,650 億越南盾。

VN30-Index 中的大型股強勁調整，跌幅為 0.48%。CTG、STB、TCB、TPB 以及 VHM 和 VIC 等銀行股下跌超過 1%。值得關注的是，VIC 連續下跌，收於 59,100 越南盾。相反，BCM、GVR 等房地產股以及 MWG、VNM 和 VIC 上漲。

現金流強勁參與中小型股，如 HAG、DCM、DPM、SJF、TDH、QBS 漲停。

外資在整個市場反轉買超 1,190 億越南盾，其中 VPB（5,020 億）、VNM（470 億）、DGC（400 億）在買超方面領先。相反，FUEVFNVD（2,150 億）、HPG（1,250 億）、MSN（580 億）被拋售最多的股票。

市場短期觀點

我們認為市場可能會在本周的首個交易日再次上漲，VN-Index 可能會測試 1,260 - 1,265 點的阻力位。同時，市場仍處於積極劇烈波動的時期，因此價格走勢圖可能會迅速在下一個交易周突破 1,260 - 1,265 點的阻力位。市場在未來一周關注的焦點可能是中型股，因為現金流可能會繼續流入該股票。此外，短期情緒指標繼續大幅上漲，並進入樂觀區域，顯示短期上漲趨勢更加穩健。

大盤的短期走勢仍維持上漲。因此，在短期內，我們建議投資者可以考慮利用調整期間以增加持股比例。

根據周線圖來看，VN-Index 比前一周收盤上漲 1.4%。同時，VN-Index 的價格走勢圖在 2022 年 8 月的頂值附近上漲，因此價格走勢圖可能會出現調整，但積極點是 VNMidcaps 已完全突破 2022 年 8 月的頂值，因此大盤的中期風險依然較低。另外，大盤的中期走勢依然上漲。因此，在中期內，我們建議投資者可以繼續持有高比例的股票。

請在 <https://ysradar.yuanta.com.vn/> 查看有關股票的信號。

技術分析圖



指數技術分析圖 VN-Index



指數技術分析圖 HNX-Index

指數	短期趨勢	中期趨勢	阻力區 1	阻力區 2	支撐區 1	支撐區 2
VN-Index	上漲	上漲	1253	1300	870	800
HNX-Index	上漲	上漲	260	306	189	160
VN30	上漲	上漲	1270	1300	980	960
VNMidcaps	上漲	上漲	1280	1250	963	900
VNSmallcaps	上漲	上漲	1250	1250	804	750

**胡志明市交易所 (HSX)**

	收盤	漲跌%
VNI	1241.48	-0.13%
VN30	1249.14	-0.48%
VN Mid	1804.48	0.77%
VN Small	1479.71	0.51%

**河內交易所 (HSX)**

	收盤	漲跌%
HNI	256.2	0.02%
HN30	546.36	0.37%
VNX AllSh	1252.51	-0.07%

**UPCOM 市場 (UPCoM)**

	收盤	漲跌%
UPCoM	94.72	0.02%

外資交易	成交值 (Bil.VND)
買進	1770.06
賣出	1689.95
買超/賣超	80.12

外資交易	成交值 (Bil.VND)
買進	34.31
賣出	4.60
買超/賣超	29.71

外資交易	成交值 (Bil.VND)
買進	27.56
賣出	15.09
買超/賣超	12.47

上漲排名/ 股碼	漲跌(VND)	漲跌%
DPG	3000	6.95%
DXS	750	6.64%
PSH	850	6.61%
FTS	2650	6.46%
QCG	900	6.32%

上漲排名/ 股碼	漲跌(VND)	漲跌%
PSI	900	9.09%
EVS	600	5.31%
DNP	1000	4.39%
NVB	600	4.14%
IDJ	300	3.80%

上漲排名/ 股碼	漲跌(VND)	漲跌%
SKV	4119	10.27%
ABW	996	6.47%
SKH	1602	5.41%
ABB	460	5.05%
VSF	1629	4.50%

下跌排名/ 股碼	漲跌(VND)	漲跌%
ELC	-900	-3.70%
CSV	-1100	-2.81%
POM	-190	-2.60%
TLH	-220	-2.44%
DGC	-1800	-1.98%

下跌排名/ 股碼	漲跌(VND)	漲跌%
VC7	-1300	-4.44%
SHN	-300	-3.85%
VFS	-600	-2.17%
HUT	-600	-2.11%
DVM	-300	-2.04%

下跌排名/ 股碼	漲跌(VND)	漲跌%
VNZ	-65771	-5.37%
VUA	-1039	-2.76%
MVC	-213	-1.45%
QNS	-674	-1.32%
DGT	-122	-1.27%

\*備註: 市值>5,000 億盾; 成交值>15 億盾

市值排名/ 股碼	Bil.VND
VCB	504,136
VHM	243,409
BID	239,268
VIC	234,938
GAS	194,266

市值排名/ 股碼	Bil.VND
HUT	25,437
PVS	17,494
IDC	16,038
SHS	15,531
CEO	14,154

市值排名/ 股碼	Bil.VND
ACV	164,702
VGI	75,837
BSR	63,585
MCH	58,399
VEA	50,223

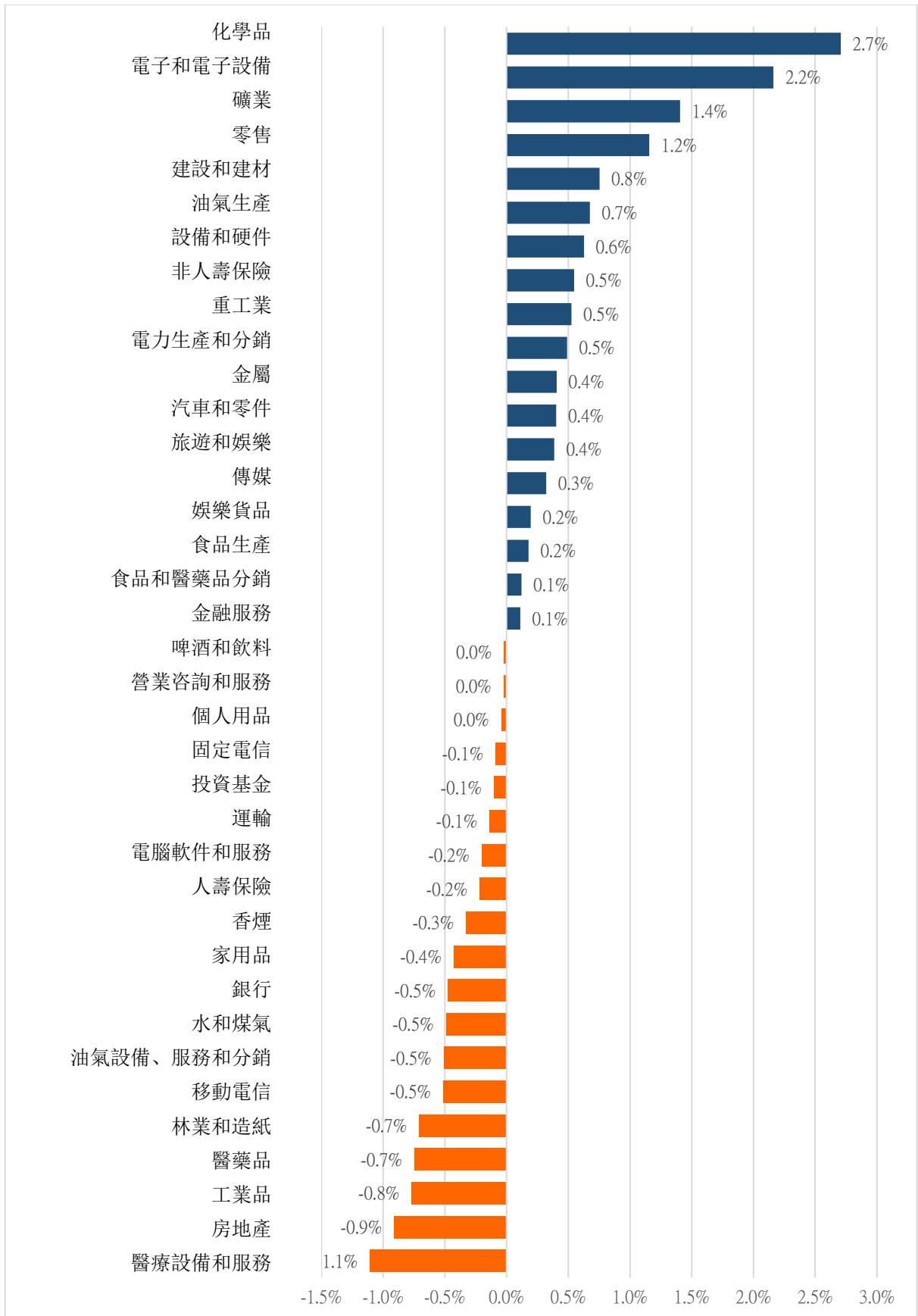
交易量排名/ 股碼	成交值	30 日均
NVL	44,511,100	45,690,048
SHB	37,159,426	20,597,284
BCG	36,686,503	16,649,757
HPG	33,992,812	28,271,032
VIX	31,460,004	33,356,522

交易量排名/ 股碼	成交值	30 日均
SHS	13,485,522	22,804,385
CEO	10,605,767	15,079,219
PVS	10,086,753	6,653,291
IDJ	7,359,510	4,216,186
HUT	6,726,265	5,200,209

交易量排 名/股碼	成交值	30 日均
BSR	8,677,468	9,101,252
ABB	5,545,034	2,637,255
C4G	5,347,750	3,766,196
SBS	3,556,797	4,284,091
AAS	2,651,979	2,888,871

資料源: Bloomberg & Yuanta Research

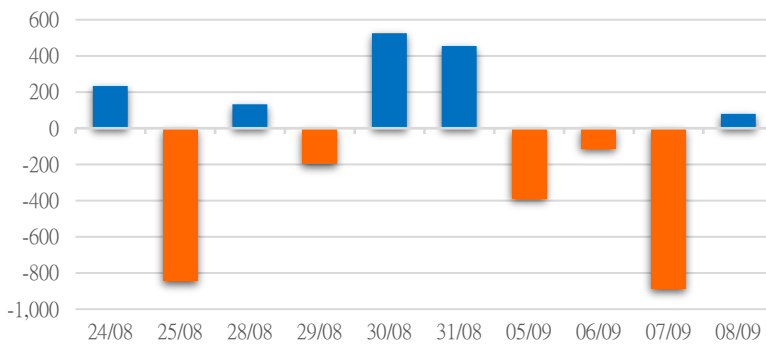
各行業板塊的交易走勢



資料源: FinPro - YSVN

外資買進賣統計

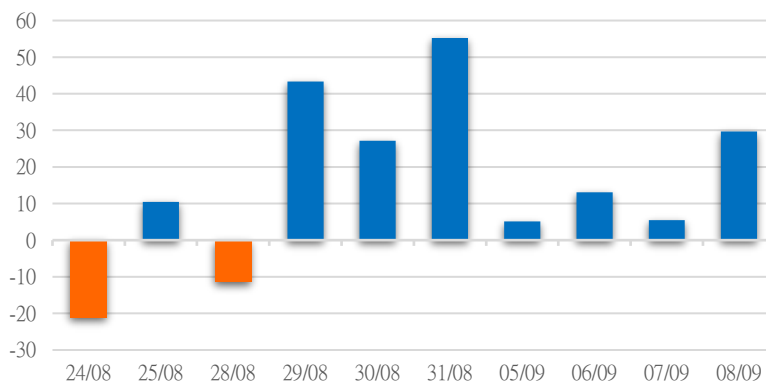
HSX 外資每日買/賣超



證券代碼	買超金額 (Mil.VND)	證券代碼	賣超金額 (Mil.VND)
VNM	41,687	HPG	217,988
MWG	39,150	SSI	94,655
PVD	20,936	FUEVFNVD	91,731
FTS	14,917	VIC	57,025
GMD	14,771	STB	50,210

HSX 外資買/賣超的前 5 名

HNX 外資每日買/賣超



證券代碼	買超金額 (Mil.VND)	證券代碼	賣超金額 (Mil.VND)
PVS	7,546	DTD	3,682
IDC	2,774	TNG	2,265
HUT	1,146	NVB	1,487
SHS	1,135	MBS	838
BVS	771	PSD	656

HNX 外資買/賣超的前 5 名

UPCOM 外資每日買/賣超



證券代碼	買超金額 (Mil.VND)	證券代碼	賣超金額 (Mil.VND)
BSR	11,836	QNS	7,112
MCH	1,000	ACV	4,927
VGG	517	ABI	4,328
LCM	154	LTG	4,275
CNC	110	MPC	3,755

UPCOM 外資買/賣超的前 5 名

源: FiiPro - YSVN

自營統計

證券代碼	買超金額 (Mil.VND)	證券代碼	賣超金額 (Mil.VND)
FUEVFNVD	231,449	VIB	22,556
VHM	42,157	IJC	21,801
STB	31,987	DGC	17,488
VNM	20,648	ACB	15,984
VRE	18,773	FUEKIV30	12,397

HSX 自營交易最大前名

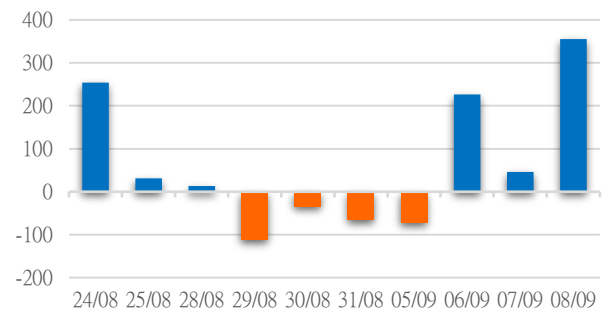
證券代碼	買超金額 (Mil.VND)	證券代碼	賣超金額 (Mil.VND)
IDC	6,498.80	VCS	695
		THD	0.7

HNX 自營交易最大前名

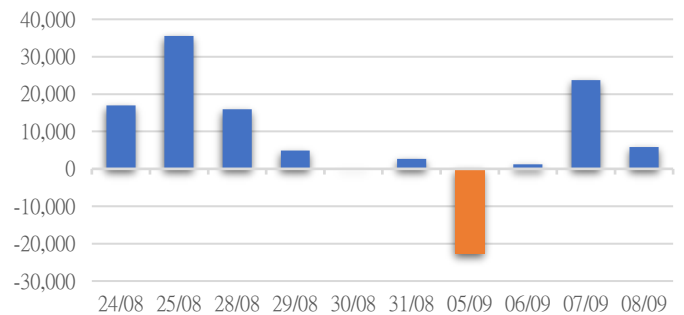
證券代碼	買超金額 (Mil.VND)	證券代碼	賣超金額 (Mil.VND)
QTP	337.98	NAB	31,892
		BSR	1,040
		LM3	0.1

UPCoM 自營交易最大前名

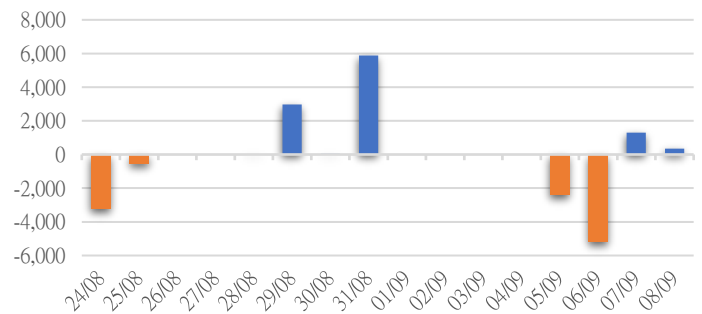
HSX 自營交易每日買/賣超 (Bil.VND)



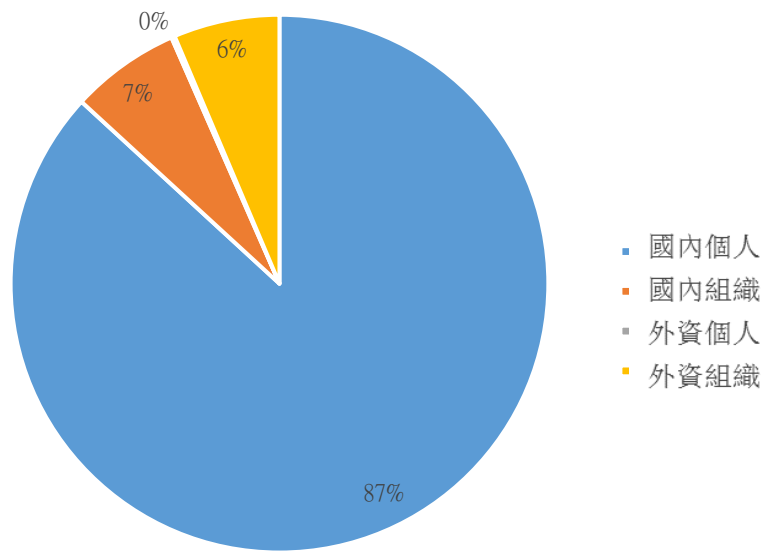
HNX 自營交易每日買/賣超 (Mil.VND)



UPCoM 自營交易每日買/賣超 (Mil.VND)

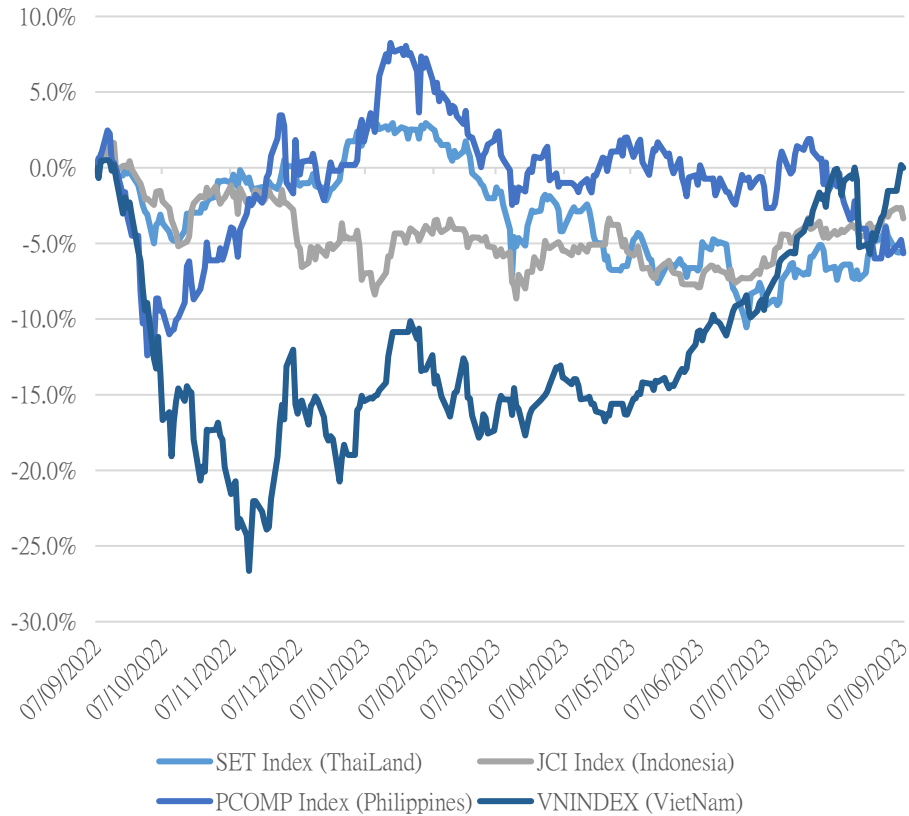


越南證券市場投資人類別統計



資料源: FiinPro – YSVN

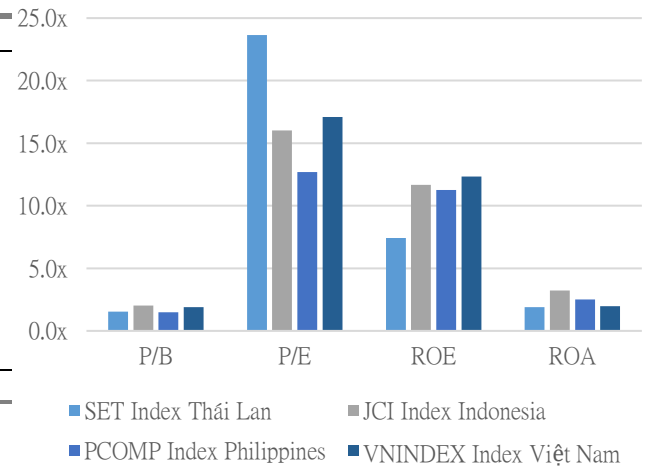
東南亞主要市場走勢比較



東南亞主要市場數據

		Thailand	Indonesia	Philippines	Vietnam
P/B		1.5x	2.0x	1.5x	1.9x
P/E		23.6x	16.0x	12.7x	17.1x
ROE	%	7.42	11.67	11.26	12.34
ROA	%	1.90	3.23	2.50	1.98
Vốn hóa	Tỷ USD	531.45	674.64	157.43	207.03
GTGD	Triệu USD	1.42	0.61	0.04	0.98
LS cổ tức	%	3.00	3.95	2.64	1.47

源: Bloomberg & YSVN





## 元大證券（越南）公司

### 個人客戶分析部

**Nguyễn Thế Minh**  
研究分析經理  
+84 28 3622 6868 ext 3826  
minh.nguyen@yuanta.com.vn

**Lý Thị Hiền**  
研究分析主管  
+84 28 3622 6868 ext 3908  
hien.ly@yuanta.com.vn

**Quách Đức Khánh**  
研究分析副主管  
+84 28 3622 6868 ext 3833  
khanh.quach@yuanta.com.vn

**Khổng Hữu Hiệp**  
高級分析專員  
+84 28 3622 6868 ext 3912  
hiiep.khong@yuanta.com.vn

**Nguyễn Trịnh Ngọc Hồng**  
高級分析專員  
+84 28 3622 6868 ext 3832  
hong.nguyen@yuanta.com.vn

**Phạm Tấn Phát**  
高級分析專員  
+84 28 3622 6868 ext 3880  
phat.pham@yuanta.com.vn

### 個人客戶業務部

**Phạm Đắc Thành**  
北部分行經理  
+84 28 3622 6868 ext 3416  
thanh.pham@yuanta.com.vn

**Võ Thị Thu Thủy**  
平陽分行經理  
+84 28 3622 6868 ext 3505  
thuy.vo@yuanta.com.vn

**Lương Kỳ Ty**  
堤岸分行經理  
+84 28 3622 6868 ext 3653  
ty.luong@yuanta.com.vn

**Bùi Quốc Phong**  
同奈分行經理  
+84 28 3622 6868 ext 3701  
phong.bui@yuanta.com.vn

**Võ Đình Tuấn**  
峴港分行經理  
+84 28 3622 6868 ext 3301  
tuan.vo@yuanta.com.vn

**Nguyễn Việt Quang**  
河內分行經理  
+84 28 3622 6868 ext 3404  
quang.nguyen@yuanta.com.vn

**Đinh Thị Thu Cúc**  
頭頓分行經理  
+84 28 3622 6868 ext 3203  
cuc.dinh@yuanta.com.vn

## Appendix A: Important Disclosures

### Analyst Certification

Each research analyst primarily responsible for the content of this research report, in whole or in part, certifies that with respect to each security or issuer that the analyst covered in this report: (1) all of the views expressed accurately reflect his or her personal views about those securities or issuers; and (2) no part of his or her compensation was, is, or will be, directly or indirectly, related to the specific recommendations or views expressed by that research analyst in the research report.

### Ratings Definitions

**BUY:** We have a positive outlook on the stock based on our expected absolute or relative return over the investment period. Our thesis is based on our analysis of the company's outlook, financial performance, catalysts, valuation and risk profile. We recommend investors add to their position.

**HOLD-Outperform:** In our view, the stock's fundamentals are relatively more attractive than peers at the current price. Our thesis is based on our analysis of the company's outlook, financial performance, catalysts, valuation and risk profile.

**HOLD-Underperform:** In our view, the stock's fundamentals are relatively less attractive than peers at the current price. Our thesis is based on our analysis of the company's outlook, financial performance, catalysts, valuation and risk profile.

**SELL:** We have a negative outlook on the stock based on our expected absolute or relative return over the investment period. Our thesis is based on our analysis of the company's outlook, financial performance, catalysts, valuation and risk profile. We recommend investors reduce their position.

**Under Review:** We actively follow the company, although our estimates, rating and target price are under review.

**Restricted:** The rating and target price have been suspended temporarily to comply with applicable regulations and/or Yuanta policies.

Note: Yuanta research coverage with a Target Price is based on an investment period of 12 months. Greater China Discovery Series coverage does not have a formal 12 month Target Price and the recommendation is based on an investment period specified by the analyst in the report.

### Global Disclaimer

© 2018 Yuanta. All rights reserved. The information in this report has been compiled from sources we believe to be reliable, but we do not hold ourselves responsible for its completeness or accuracy. It is not an offer to sell or solicitation of an offer to buy any securities. All opinions and estimates included in this report constitute our judgment as of this date and are subject to change without notice.

This report provides general information only. Neither the information nor any opinion expressed herein constitutes an offer or invitation to make an offer to buy or sell securities or other investments. This material is prepared for general circulation to clients and is not intended to provide tailored investment advice and does not take into account the individual financial situation and objectives of any specific person who may receive this report. Investors should seek financial advice regarding the appropriateness of investing in any securities, investments or investment strategies discussed or recommended in this report. The information contained in this report has been compiled from sources believed to be reliable but no representation or warranty, express or implied, is made as to its accuracy, completeness or correctness. This report is not (and should not be construed as) a solicitation to act as securities broker or dealer in any jurisdiction by any person or company that is not legally permitted to carry on such business in that jurisdiction.

Yuanta research is distributed in the United States only to Major U.S. Institutional Investors (as defined in Rule 15a-6 under the Securities Exchange Act of 1934, as amended and SEC staff interpretations thereof). All transactions by a US person in the securities mentioned in this report must be effected through a registered broker-dealer under Section 15 of the Securities Exchange Act of 1934, as amended. Yuanta research is distributed in Taiwan by Yuanta Securities Investment Consulting. Yuanta research is distributed in Hong Kong by Yuanta Securities (Hong Kong) Co. Limited, which is licensed in Hong Kong by the Securities and Futures Commission for regulated activities, including Type 4 regulated activity (advising on securities). In Hong Kong, this research report may not be redistributed, retransmitted or disclosed, in whole or in part or any form or manner, without the express written