

當日市場：跌幅占主導地位

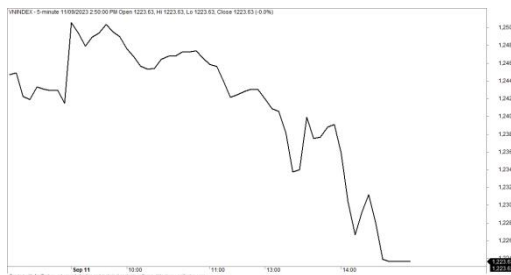
2023/09/12

市場走勢

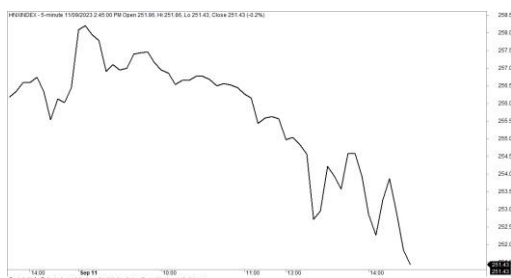
市場指數	VNI	HNI	UPCOM
收盤	1,223.63	251.33	93.71
%日	-1.44%	-1.90%	-1.07%
%週	-0.03%	0.63%	0.42%
%月	-0.70%	2.48%	0.46%
%年	-2.01%	-11.70%	3.39%
<b>成交值(Bil.VND)</b>			
當日	9,763	1,044	442
日均量/週	26,539	2,774	1,324
日均量/月	23,125	2,361	1,092
<b>外資進出</b>			
買進	1,032.56	34.74	24.06
賣出	2,095.16	13.62	23.07
買賣超	-1,062.60	21.12	0.99
<b>市場漲跌家數</b>			
上漲	138	48	149
下跌	305	154	107
持平	56	73	84
<b>市場指標</b>			
P/E	14.82	21.93	18.23
總市值 (兆盾)	5,002	336	1,123
股息殖利率	1.74%	2.78%	5.28%

資料源: Bloomberg – YSVN

VNINDEX



HNIINDEX



市場走勢

在早盤小幅波動後，市場在午盤突然被強勁拋售。VN-Index 在連續第三個交易日下跌，跌幅為1.44%，止於1223.63點，HNX-Index 和 Upcom-Index 同步分別下跌 1.9% 和 1.07%。3 大市場的交易額均大幅上漲至 31 兆 5,820 億越南盾。

銀行、房地產股最近被強勁拋售，如 GVR (-4.2%)、NVL (-6.8%)、BCM (-2.2%) 以及 STB、SHB、TCB、TPB 和 VHM、VRE、SHB 下跌 2% 以上。VN30-Index 錄得 26 檔下跌股和 3 檔上漲股。另一方面，SAB (4.3%) 即將可能會以 1:1 的比例發行紅股。此外，PLX (1.1%) 在當日也逆市而行。

拋售壓力在整個市場上擴散，導致 DXG、VPG、HTN 和 HPX 跌停。亮點是 PVT (5.2%)、OCB (2.8%)、VCI (1.3%)、KSB (1.3%) 等逆市幫助減少悲觀情緒的股票。

外資在整個市場反轉賣超 9,810 億越南盾，其中 HPG (2,090 億)、SSI (1,640 億)、VHM (1,260 億) 被拋售最多的股票。相反，VCB (530 億)、DGC (510 億)、PDR (270 億) 在買超方面領先。

市場短期觀點

我們認為，市場可能會在下個交易日繼續調整，並在指數測試 20 日均線後可能會迅速回歸上漲趨勢。同時，我們評估短期風險仍然較低，市場仍處於積極劇烈波動的時期，這意味著調整可能會迅速結束。VN-Index 目前可能在 1,223 - 1,230 點的支撐位，但該指數的價格走勢圖可能會重新測試 20 日均線（即 1,215 點）。此外，情緒指標大幅下跌，顯示投資者對當前市場的走勢再次轉為謹慎。

大盤的短期走勢仍維持上漲。因此，在短期內，若 VN-Index 收窄跌幅，並維持在 1,216 - 1,215 點的支撐位，投資者可以考慮增加股票比例，否則投資者應暫時停止新買，並等待低比例的股票以買進。

請在 <https://ysradar.yuanta.com.vn/> 查看有關股票的信號。

技術分析圖



指數技術分析圖 VN-Index



指數技術分析圖 HNX-Index

指數	短期趨勢	中期趨勢	阻力區 1	阻力區 2	支撐區 1	支撐區 2
VN-Index	上漲	上漲	1253	1300	870	800
HNX-Index	上漲	上漲	260	306	189	160
VN30	上漲	上漲	1270	1300	980	960
VNMidcaps	上漲	上漲	1280	1250	963	900
VNSmallcaps	上漲	上漲	1250	1250	804	750

**胡志明市交易所 (HSX)**

	收盤	漲跌%
VNI	1223.63	-1.44%
VN30	1230.71	-1.48%
VN Mid	1769.15	-1.96%
VN Small	1449.39	-2.05%

**河內交易所 (HSX)**

	收盤	漲跌%
HNI	251.33	-1.90%
HN30	533.82	-2.30%
VNX AllSh	1231.85	-1.65%

**UPCOM 市場 (UPCoM)**

	收盤	漲跌%
UPCoM	93.71	-1.07%

外資交易	成交值 (Bil.VND)
買進	1032.56
賣出	2095.16
買超/賣超	-1062.6

外資交易	成交值 (Bil.VND)
買進	34.74
賣出	13.62
買超/賣超	21.12

外資交易	成交值 (Bil.VND)
買進	24.06
賣出	23.07
買超/賣超	0.99

上漲排名/ 股碼	漲跌(VND)	漲跌%
ACL	1000	6.87%
DHA	3700	6.69%
PVT	1250	5.21%
SAB	6900	4.30%
FMC	2050	4.13%

上漲排名/ 股碼	漲跌(VND)	漲跌%
KSV	2900	9.76%
LAS	300	2.08%
PSD	200	1.18%
CAP	800	1.04%
TNG	100	0.48%

上漲排名/ 股碼	漲跌(VND)	漲跌%
MSR	1606	9.85%
DDV	726	5.95%
MPC	697	3.67%
VLB	1231	3.04%
VGG	1103	2.88%

下跌排名/ 股碼	漲跌(VND)	漲跌%
HPX	-510	-6.98%
HTN	-1500	-6.93%
SGR	-1950	-6.90%
VPG	-1550	-6.84%
NVL	-1500	-6.82%

下跌排名/ 股碼	漲跌(VND)	漲跌%
IVS	-1000	-7.14%
L14	-4200	-7.09%
S99	-700	-6.31%
IDJ	-500	-6.17%
IPA	-1300	-6.16%

下跌排名/ 股碼	漲跌(VND)	漲跌%
PXL	-535	-4.65%
GDA	-1327	-3.91%
ABW	-469	-2.93%
SKV	-1153	-2.92%
CC1	-572	-2.67%

\*備註: 市值>5,000 億盾; 成交值>15 億盾

市值排名/ 股碼	Bil.VND
VCB	500,224
BID	237,751
VHM	235,136
VIC	225,404
GAS	195,606

市值排名/ 股碼	Bil.VND
HUT	25,080
PVS	17,733
IDC	16,434
SHS	15,287
THD	13,975

市值排名/ 股碼	Bil.VND
ACV	163,450
VGI	76,299
BSR	65,073
MCH	57,889
VEA	51,309

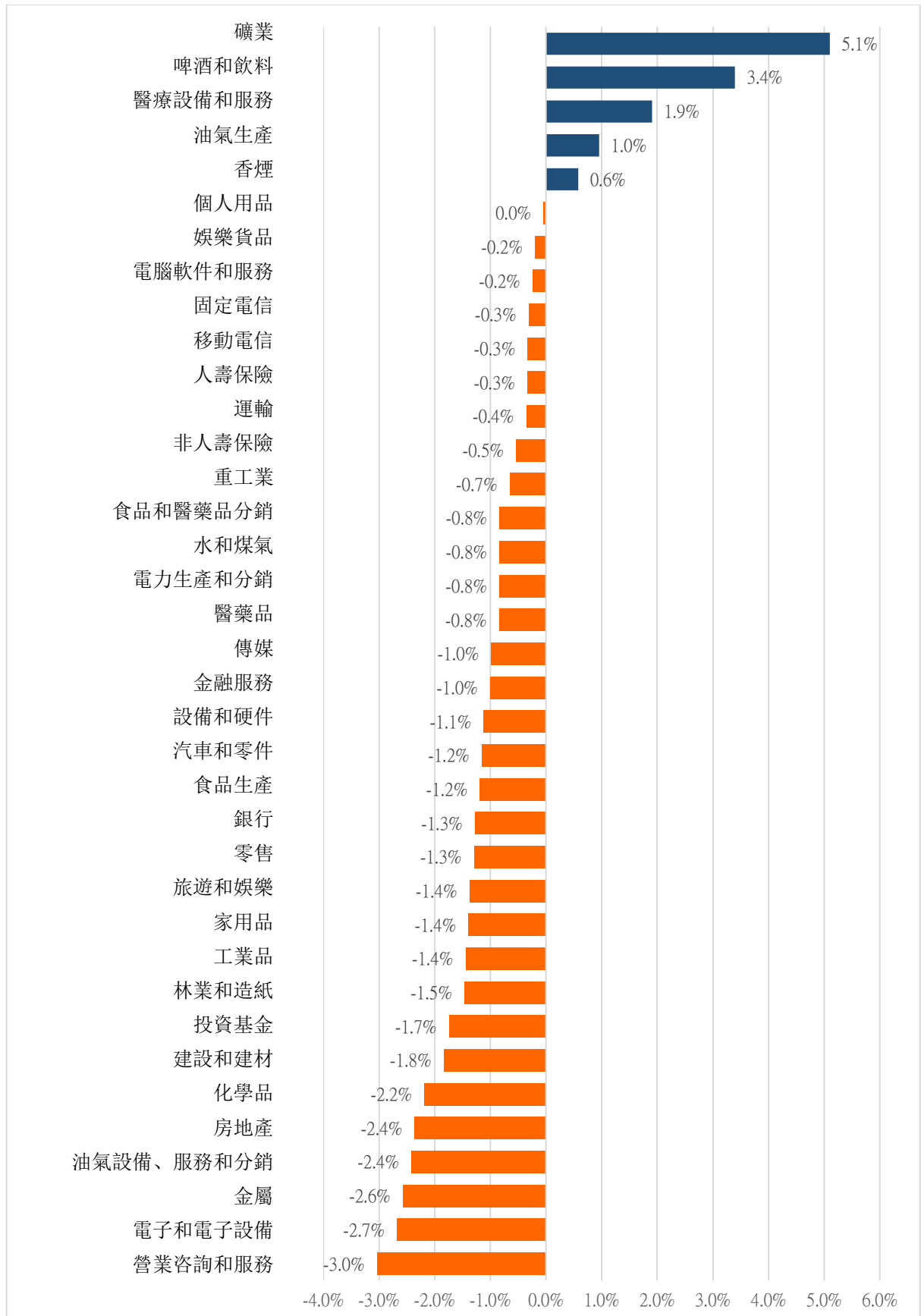
交易量排名/ 股碼	成交值	30 日均
NVL	71,691,900	46,090,060
HPG	47,697,600	29,166,902
VIX	45,799,400	33,780,642
VPB	41,149,700	17,813,146
SHB	37,721,000	20,867,286

交易量排名/ 股碼	成交值	30 日均
SHS	22,373,183	21,972,555
CEO	12,008,927	15,246,459
PVS	8,802,023	6,079,763
HUT	8,173,662	5,321,959
IDJ	5,810,642	4,077,474

交易量排 名/股碼	成交值	30 日均
BSR	12,969,383	9,408,572
SBS	4,950,565	4,057,471
DDV	4,716,124	1,481,523
C4G	4,161,415	3,618,858
ABB	4,143,271	2,492,445

資料源: Bloomberg & Yuanta Research

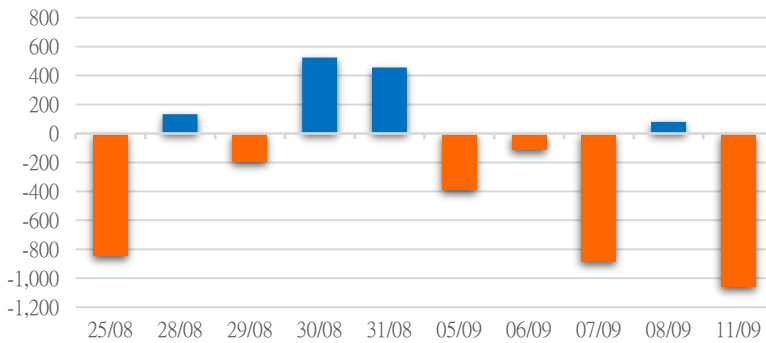
各行業板塊的交易走勢



資料源: FinPro - YSVN

外資買進賣統計

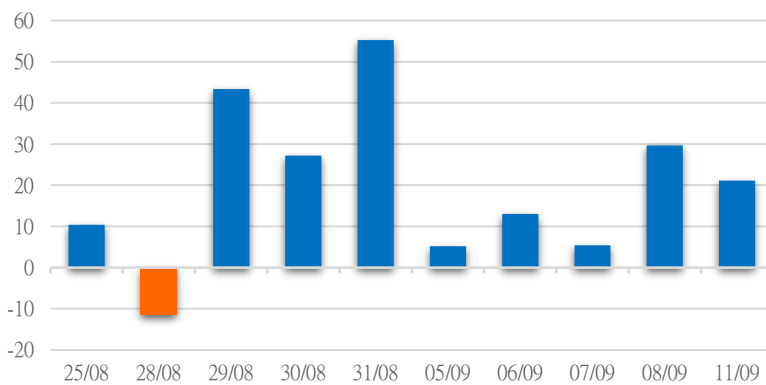
HSX 外資每日買/賣超



證券代碼	買超金額 (Mil.VND)	證券代碼	賣超金額 (Mil.VND)
DGC	33,151	HPG	210,568
PDR	30,039	SSI	160,479
VGC	18,782	VHM	116,359
VIC	11,598	KBC	91,630
FRT	10,806	FUESSVFL	63,945

HSX 外資買/賣超的前 5 名

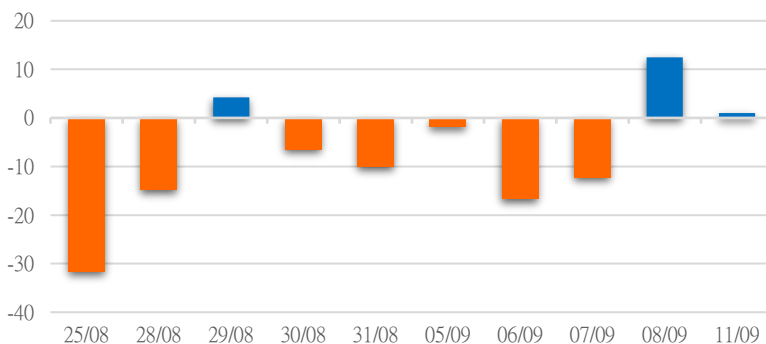
HNX 外資每日買/賣超



證券代碼	買超金額 (Mil.VND)	證券代碼	賣超金額 (Mil.VND)
TNG	11,835	SHS	3,942
IDC	9,413	NVB	1,486
TSB	1,974	MBS	1,042
PVS	1,626	PSD	871
SLS	1,371	HCC	373

HNX 外資買/賣超的前 5 名

UPCOM 外資每日買/賣超



證券代碼	買超金額 (Mil.VND)	證券代碼	賣超金額 (Mil.VND)
VTP	7,286	ACV	4,908
QNS	3,851	VGG	3,610
MPC	2,435	BSR	3,126
VEA	1,296	LTG	2,649
PHP	327	DDV	402

UPCOM 外資買/賣超的前 5 名

源: FiiPro - YSVN

自營統計

證券代碼	買超金額 (Mil.VND)	證券代碼	賣超金額 (Mil.VND)
FUESSVFL	75,889	FPT	61,202
VCB	58,682	MWG	50,701
FUEVFNVD	45,388	VNM	47,699
VJC	44,746	VPB	40,936
E1VFN30	25,435	FUEKIV30	37,003

HSX 自營交易最大前名

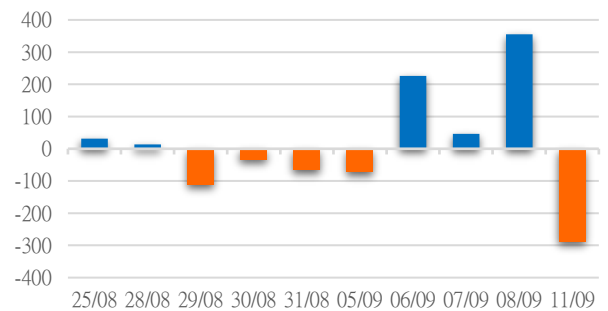
證券代碼	買超金額 (Mil.VND)	證券代碼	賣超金額 (Mil.VND)
DNP	28,340.00	IDC	5,596
HUT	2,801.89	PVS	1,676.6
SCI	91.84		
PSI	57.00		

HNX 自營交易最大前名

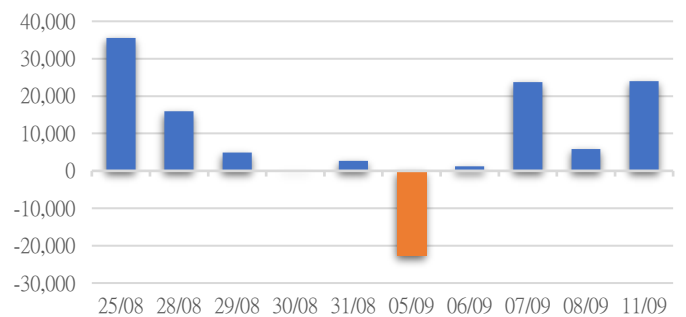
證券代碼	買超金額 (Mil.VND)	證券代碼	賣超金額 (Mil.VND)
ABB	94.00	BSR	19,350

UPCoM 自營交易最大前名

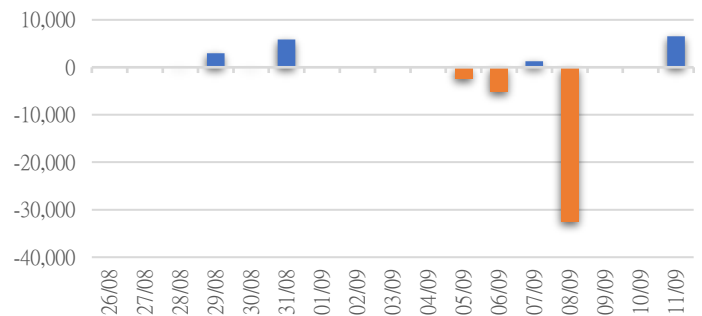
HSX 自營交易每日買/賣超 (Bil.VND)



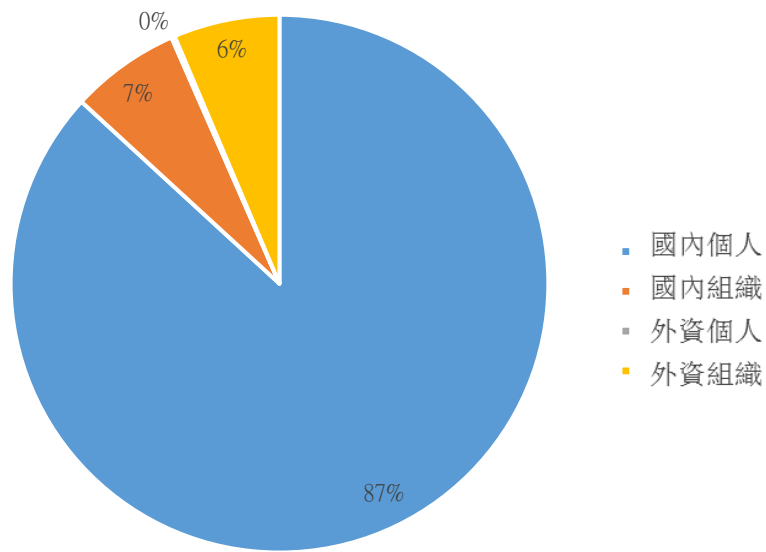
HNX 自營交易每日買/賣超 (Mil.VND)



UPCoM 自營交易每日買/賣超 (Mil.VND)

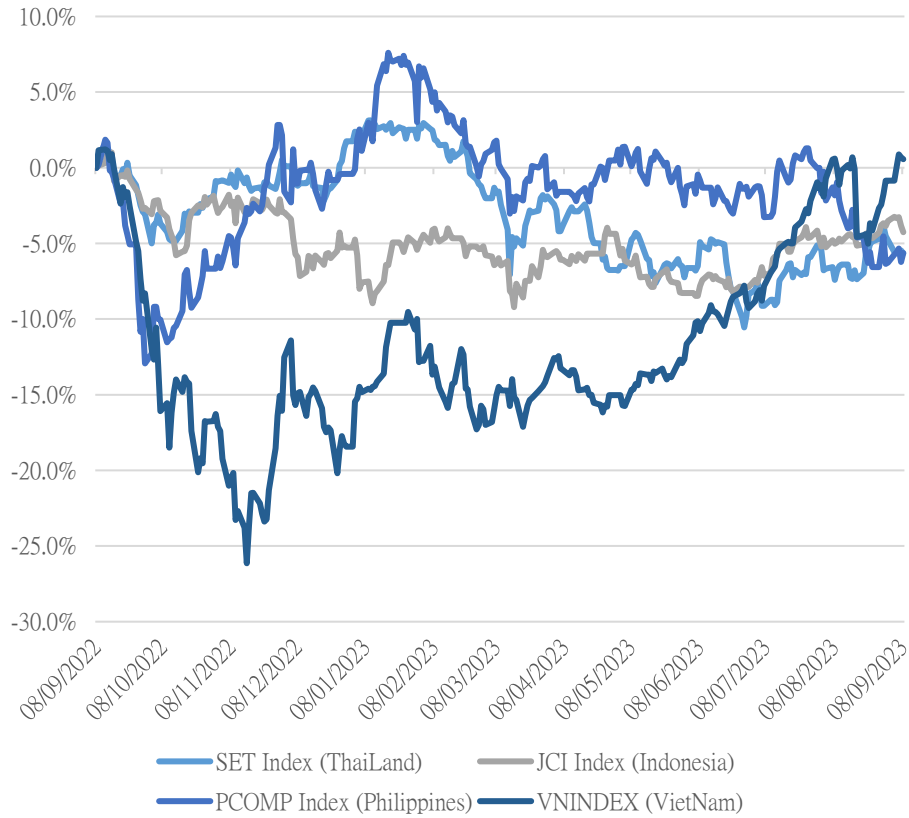


越南證券市場投資人類別統計



資料源: FiinPro – YSVN

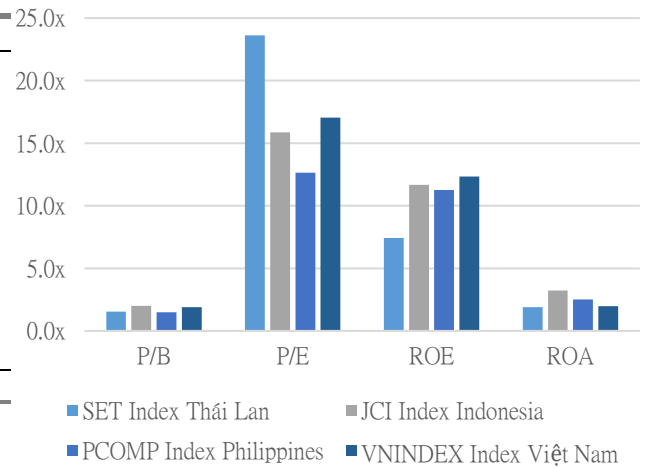
東南亞主要市場走勢比較



東南亞主要市場數據

		Thailand	Indonesia	Philippines	Vietnam
P/B		1.5x	2.0x	1.5x	1.9x
P/E		23.6x	15.9x	12.7x	17.0x
ROE	%	7.42	11.67	11.26	12.34
ROA	%	1.90	3.23	2.50	1.98
Vốn hóa	Tỷ USD	532.99	669.33	157.28	206.46
GTGD	Triệu USD	0.93	0.62	0.05	0.93
LS cổ tức	%	2.99	3.96	2.67	1.52

源: Bloomberg & YSVN





## 元大證券（越南）公司

### 個人客戶分析部

**Nguyễn Thế Minh**  
研究分析經理  
+84 28 3622 6868 ext 3826  
minh.nguyen@yuanta.com.vn

**Lý Thị Hiền**  
研究分析主管  
+84 28 3622 6868 ext 3908  
hien.ly@yuanta.com.vn

**Quách Đức Khánh**  
研究分析副主管  
+84 28 3622 6868 ext 3833  
khanh.quach@yuanta.com.vn

**Khổng Hữu Hiệp**  
高級分析專員  
+84 28 3622 6868 ext 3912  
hiep.khong@yuanta.com.vn

**Nguyễn Trịnh Ngọc Hồng**  
高級分析專員  
+84 28 3622 6868 ext 3832  
hong.nguyen@yuanta.com.vn

**Phạm Tấn Phát**  
高級分析專員  
+84 28 3622 6868 ext 3880  
phat.pham@yuanta.com.vn

### 個人客戶業務部

**Phạm Đắc Thành**  
北部分行經理  
+84 28 3622 6868 ext 3416  
thanh.pham@yuanta.com.vn

**Võ Thị Thu Thủy**  
平陽分行經理  
+84 28 3622 6868 ext 3505  
thuy.vo@yuanta.com.vn

**Lương Kỳ Ty**  
堤岸分行經理  
+84 28 3622 6868 ext 3653  
ty.luong@yuanta.com.vn

**Bùi Quốc Phong**  
同奈分行經理  
+84 28 3622 6868 ext 3701  
phong.bui@yuanta.com.vn

**Võ Đình Tuấn**  
峴港分行經理  
+84 28 3622 6868 ext 3301  
tuan.vo@yuanta.com.vn

**Nguyễn Việt Quang**  
河內分行經理  
+84 28 3622 6868 ext 3404  
quang.nguyen@yuanta.com.vn

**Đinh Thị Thu Cúc**  
頭頓分行經理  
+84 28 3622 6868 ext 3203  
cuc.dinh@yuanta.com.vn

## Appendix A: Important Disclosures

### Analyst Certification

Each research analyst primarily responsible for the content of this research report, in whole or in part, certifies that with respect to each security or issuer that the analyst covered in this report: (1) all of the views expressed accurately reflect his or her personal views about those securities or issuers; and (2) no part of his or her compensation was, is, or will be, directly or indirectly, related to the specific recommendations or views expressed by that research analyst in the research report.

### Ratings Definitions

**BUY:** We have a positive outlook on the stock based on our expected absolute or relative return over the investment period. Our thesis is based on our analysis of the company's outlook, financial performance, catalysts, valuation and risk profile. We recommend investors add to their position.

**HOLD-Outperform:** In our view, the stock's fundamentals are relatively more attractive than peers at the current price. Our thesis is based on our analysis of the company's outlook, financial performance, catalysts, valuation and risk profile.

**HOLD-Underperform:** In our view, the stock's fundamentals are relatively less attractive than peers at the current price. Our thesis is based on our analysis of the company's outlook, financial performance, catalysts, valuation and risk profile.

**SELL:** We have a negative outlook on the stock based on our expected absolute or relative return over the investment period. Our thesis is based on our analysis of the company's outlook, financial performance, catalysts, valuation and risk profile. We recommend investors reduce their position.

**Under Review:** We actively follow the company, although our estimates, rating and target price are under review.

**Restricted:** The rating and target price have been suspended temporarily to comply with applicable regulations and/or Yuanta policies.

Note: Yuanta research coverage with a Target Price is based on an investment period of 12 months. Greater China Discovery Series coverage does not have a formal 12 month Target Price and the recommendation is based on an investment period specified by the analyst in the report.

### Global Disclaimer

© 2018 Yuanta. All rights reserved. The information in this report has been compiled from sources we believe to be reliable, but we do not hold ourselves responsible for its completeness or accuracy. It is not an offer to sell or solicitation of an offer to buy any securities. All opinions and estimates included in this report constitute our judgment as of this date and are subject to change without notice.

This report provides general information only. Neither the information nor any opinion expressed herein constitutes an offer or invitation to make an offer to buy or sell securities or other investments. This material is prepared for general circulation to clients and is not intended to provide tailored investment advice and does not take into account the individual financial situation and objectives of any specific person who may receive this report. Investors should seek financial advice regarding the appropriateness of investing in any securities, investments or investment strategies discussed or recommended in this report. The information contained in this report has been compiled from sources believed to be reliable but no representation or warranty, express or implied, is made as to its accuracy, completeness or correctness. This report is not (and should not be construed as) a solicitation to act as securities broker or dealer in any jurisdiction by any person or company that is not legally permitted to carry on such business in that jurisdiction.

Yuanta research is distributed in the United States only to Major U.S. Institutional Investors (as defined in Rule 15a-6 under the Securities Exchange Act of 1934, as amended and SEC staff interpretations thereof). All transactions by a US person in the securities mentioned in this report must be effected through a registered broker-dealer under Section 15 of the Securities Exchange Act of 1934, as amended. Yuanta research is distributed in Taiwan by Yuanta Securities Investment Consulting. Yuanta research is distributed in Hong Kong by Yuanta Securities (Hong Kong) Co. Limited, which is licensed in Hong Kong by the Securities and Futures Commission for regulated activities, including Type 4 regulated activity (advising on securities). In Hong Kong, this research report may not be redistributed, retransmitted or disclosed, in whole or in part or any form or manner, without the express written